

CLASSIC ABRASIVES

FOR DIY



NORTON

SAINT-GOBAIN®

CLASSIC

TM

THE NORTON BRAND

Norton, the world's leading abrasive brand, is a key ingredient in an effective portfolio of brands from Saint-Gobain Abrasives. For over 125 years, Norton has provided innovative abrasive solutions for the challenges faced by many markets. Our dedication to our business and our customers ensures we are the world's number one abrasive manufacturer, supplying a complete range of products that add value and efficiency for our customers.

TECHNOLOGICALLY ADVANCED

Norton uses precision, cutting edge technology to produce highly engineered solutions.

INNOVATION

Revolutionary ideas applied to new products.

LEADERSHIP

Norton leads in terms of sales, innovation and technical knowledge.

PREMIUM

Recognised across the globe as the world's premium abrasive brand.

SAINT-GOBAIN ABRASIVES: A WORLD CLASS MANUFACTURER

With operations in 64 countries, employing almost 190,000 people, Saint-Gobain is one of the world's top 100 leading industrial corporations. Saint-Gobain Abrasives has a presence on every continent, with operations in 26 countries, employing c.10,700 people; and is the only international manufacturer of the 5 main types of abrasives: Bonded, Coated, Diamond Blades, Cutting-off and Grinding Wheels and Super Abrasives.



Through the World Class Manufacturing programme, Saint-Gobain Abrasives has been able to reduce loss and waste, improve operational efficiency and product quality and ensure excellence in production capabilities. All operational and support functions; manufacturing, purchasing, product development and business processes are involved, with the aim to achieve world class manufacturer status in all our factories.



CONTENTS

04-10 INTRODUCTION

Building our environment together	04	Classic Abrasives for consumer DIY	06
Environment, Health and Safety	04	Norton Classic Packaging	07
How to use this brochure	05	The Product Range	08
How to order	05	Norton Classic Merchandising	10
Distribution Centres	05		

11-16 CUTTING OFF & GRINDING WHEELS

Understanding the packaging	11	Troubleshooting Guide	15
Differentiation within the Range	11	Technical Information & Safety	16
The Product Range	13		

17-20 DIAMOND BLADES

Understanding the packaging	17	The Product Range	19
Differentiation within the Range	18	Safety Advice	20

21-24 HAND SANDING

Understanding the packaging	21	The Product Range	23
Differentiation within the Range	22		

25-31 MACHINE SANDING

Understanding the packaging	25	The Product Range	27
Differentiation within the Range	26	Technical Information & Safety	31

BUILDING OUR ENVIRONMENT TOGETHER



As the world leader in designing, manufacturing and distributing Habitat and construction materials, Saint-Gobain is committed to meeting some of the fundamental challenges faced by the world today: reducing energy consumption, limiting our impact on the environment, and creating a new generation of buildings which are safe, comfortable and energy efficient.

Today we are leaders in all our industry sectors, providing proven, easy-to-use systems aligned to local needs, practices and legislative requirements in every part of the Habitat and construction markets, from homes to public buildings and offices, and from new-builds to renovation projects.

Abrasives combine with the other Saint-Gobain businesses to offer a complete solution for those who work within Habitat markets:



Our state-of-the-art product testing facilities or 'Centres of Excellence' are paramount to continuing our commitment to delivering technological excellence. Located in our manufacturing plants across the globe, each centre concentrates on the development of exciting new products for all abrasive applications and contributes to the product knowledge of our sales teams and customers.

ENVIRONMENTAL IMPACT



Saint-Gobain has strong environmental management systems in place, from initial product development stages, to the end of the product life cycle, through reduced consumption of raw materials and management of natural resources, to waste management and recycling, helping us to reduce energy consumption and our environmental footprint.

Raw Materials – utilising responsibly sourced material and preserving natural resources is a high priority so our Coated Abrasive plants manufacturing paper backed products are now FSC certified.

Manufacturing – all Saint-Gobain Abrasive manufacturing plants implement an Environmental Management System and are certified with the ISO 14001 standard. Eighty percent of manufacturing sites in the Saint-Gobain group are now ISO 14001 accredited, with a particular focus on reducing carbon dioxide (CO₂) emissions.

Product impact during use – through R&D we look to develop solutions for our coated, diamond blades and cutting-off and grinding wheels in providing less dust, noise and vibration during use and aim to create products that last longer and work faster.

Waste management and recycling – new production processes are regularly implemented to help minimise waste created through all manufacturing procedures.

OUR INTERNATIONAL COMMITMENTS



By joining the United Nations Global Compact in 2003, Saint-Gobain Group confirmed our commitment to sustainable development in line with its Principles of Conduct and Action. In January 2009, the Group took its commitment to the UN Global Compact one step further by endorsing the Caring for Climate statement and the CEO Water Mandate for Water Resource Protection as part of the UN's Millennium Development Goals.

HEALTH & SAFETY

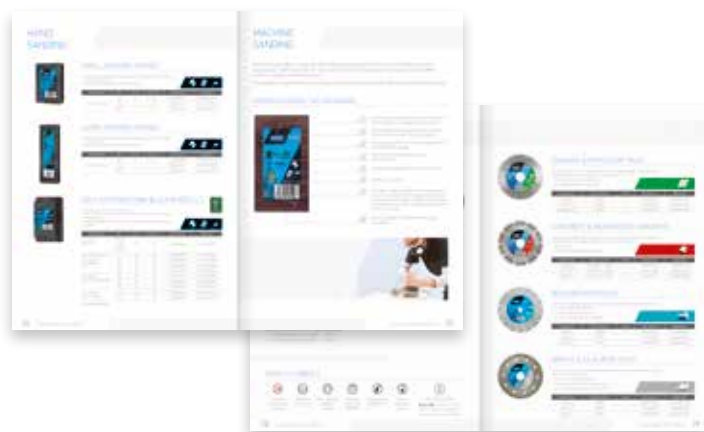
oSa® Commitment to health and safety is paramount and is reflected in the Habitat initiative through all aspects of the business. **FEPA** Saint-Gobain promotes a culture across all its functions where safety is of the highest value and priority, with an objective of zero work related accidents.

Our abrasives are designed and produced to the most stringent quality standards to guarantee optimum personal safety and user comfort. Saint-Gobain Abrasives is a founder member of FEPA, the Federation of European Producers of Abrasives, dedicated to the promotion of safety in the use of abrasives and is actively involved in the preparation and implementation of the European (EN) and International Standards (ISO) for Abrasives and Grinding Machines.

Norton Classic products comply with all expectations of European health and safety standards. oSa, the Organization for Safety of Abrasives pursues in close collaboration with FEPA, the objectives of supporting both the currently attained safety standards for abrasive products and their further developments.

HOW TO USE THIS BROCHURE

This brochure has been designed to make product ordering as easy as possible. Products have been divided into sections by product type and each section includes information to help with selecting the right product, understanding the product and differentiating within the range. Within each section you will find product availability and ordering information.



HOW TO ORDER

When placing an order it helps to have the following information available:

- YOUR NAME
- YOUR ACCOUNT NUMBER
- YOUR ORDER OR REFERENCE NUMBER
- PRODUCT ARTICLE NUMBER (S)
- REQUIRED QUANTITY
- ANY SPECIAL INSTRUCTIONS

If you require additional product or technical information then please do not hesitate to contact your local Customer Service Centre or Sales Representative.

Alternatively use Abrasive Connection, our e-commerce solution. Abrasive connection is a secured B2B online ordering system that runs 24 hours a day, 7 days a week. It offers product search, online order-entry and order-tracking. Please contact your sales representative for more information.

In addition, the Saint-Gobain EDI (Electronic Data Interchange) system directly connects our supply chain software with our customers' order management system. With EDI, customers' purchase orders are registered and acknowledged automatically. Launching the manufacture and shipping of goods.

DISTRIBUTION CENTRES

With two main logistics platforms and several local distribution centres all over Europe, our logistics professionals ensure that the Norton Classic products reach you on time. Quick and special delivery services can be arranged upon request to best suit end-user requirements (conditions apply).



CLASSIC ABRASIVES FOR DIY

The Norton Classic range of abrasives has been specially developed as an affordable range for consumers.

The range includes abrasives for Hand and Machine Sanding, Cutting-Off and Grinding Wheels and Diamond Blades. An integrated and complete product offer, Norton Classic offers a professional quality range for all Do-it-Yourself requirements.



NORTON CLASSIC PACKAGING

The packaging is clear and uncluttered with simple and easy to understand direct communication using pictograms and illustrations to indicate product type, hole configurations, and surfaces the product can be used on. This is supported where needed by text in six European languages for easy product selection.

The range is shrink wrapped, and shipped and displayed within 'shelf-ready' merchandising boxes.



THE PRODUCT RANGE

QUICK OVERVIEW

CUTTING-OFF & GRINDING WHEELS

CUTTING-OFF WHEELS

Cutting-off wheels are suitable for a wide range of materials including steel -inox, steel and stone.



DIAMOND BLADES

DIAMOND BLADES

Suitable for different applications, in sizes ranging from 115mm to 230mm in diameter, for use with an angle grinder and table tile saw.



HAND SANDING

HAND SANDING SHEETS

Hand sanding sheets are available in anti-clogging for sanding and finishing on plaster and filler and flexible, ideal for sanding curved and contoured surfaces.



HAND SANDING ROLLS

Hand sanding rolls are available with a high strength Aluminium Oxide grain for efficient sanding on all surfaces or a No-Fil® coating to reduce dust clogging.



MACHINE SANDING

DELTA SANDING SHEETS

Delta sanding sheets are self-gripping and are efficient for sanding on all surfaces.



MULTI-SANDER SANDING SHEETS

Multi-Sander sheets are self-gripping and are efficient for sanding on all surfaces.



SANDING DISCS

Sanding Discs have a high strength Aluminium Oxide grain for efficient sanding on all surfaces with a hook and loop backing for quick mounting.



SANDING DISCS FOR PLASTER

Sanding discs for plaster have an open mesh abrasive for reduced clogging and maximum lifetime, with a hook and loop backing for quick mounting.



GRINDING WHEELS

Suitable for grinding all steel and stainless steel.



HAND SANDING SPONGES

Hand sanding sponges are available in small and large and are ideal for a range of surfaces including wood, paint and metal.



HAND SANDING FOAM BLOCK & REFILLS

For use on small, flat surfaces with a convenient hook and loop grip for quick mounting. Refills are available for wood, anti-clogging and plaster.



ORBITAL CUT SHEETS

Orbital Cut sheets are efficient for sanding on all surfaces, for use on a small or large orbital sanding machine.



CLOTH SANDING BELTS

Cloth sanding belts are for sanding on all surface types with a tough and durable cloth backing for increased product life.



ORBITAL CUT SHEET FOR PLASTER

With an open mesh abrasive for reduced clogging and maximum lifetime.



FLAP DISCS

Flap Discs are for fast material removal on all surface types with Norzon grains for a higher cut performance.



NORTON CLASSIC MERCHANDISING

Effective merchandising is a powerful tool not only in increasing sales and profitability but also in building credibility with end users.

Take advantage of the professional planogram service offered by Saint-Gobain Abrasives and maximise the efficiency of your merchandising space.

Contact your sales representative today for more information.



CUTTING-OFF & GRINDING WHEELS

Norton Classic offers a range of wheels suitable for cutting-off and grinding a wide range of materials including Steel-inox, Steel and Stone and can be used on angle grinders and chop saws.

Norton Classic wheels come in a wide range of sizes, from 115mm to 230mm for use on angle grinders and 350mm for use on chop saws.

UNDERSTANDING THE PACKAGING

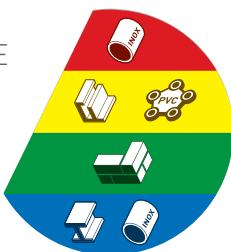


- 1 Norton Saint-Gobain Classic branding gives a clear 'quality' message to the end user
- 2 Dimensions, product specification and maximum speed indication
- 3 Machine product is to be used on
- 4 Colour coded by application
- 5 Application material (text & pictogram)
- 6 Safety symbols
- 7 European standard EN12413 & oSa logo (Organisation for Safety of Abrasives)
- 8 Article number and EAN code for easy reordering

DIFFERENTIATION WITHIN THE RANGE

The range is colour coded by application:

MULTI-PURPOSE




STEEL



STEEL - INOX



STONE



CUTTING-OFF & GRINDING WHEELS

MACHINE PICTOGRAMS

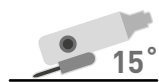
ANGLE GRINDER



Cutting at 90°



Grinding at 30-45°



Finishing at 15°

CHOP SAW



PRODUCT TYPES

TYPE 27



Used for grinding

TYPE 41



Used for cutting

TYPE 42



Used for cutting

SAFETY SYMBOLS



Read the instructions



Wear eye protection



Wear a dust mask



Wear gloves



Wear ear protection



Do not use a damaged wheel



Not permitted for face grinding



Free of iron, sulphur & chlorine

MATERIAL APPLICATION GUIDE



Steel



Inox



Aluminum



Stone




PVC



- Steel/ stainless steel
- Precise and fast cutting
- Burr-free cutting
- Iron, sulphur and chlorine free
- Ideal to use on thin materials

STEEL-INOX CUTTING-OFF WHEELS

TYPE 41



DIMENSIONS	SPECIFICATION	PK QTY	ARTICLE NO	BARCODE
115x1.6x22.23	A46T-BF41	25	66252844430	3157629536735
125x1.6x22.23	A46T-BF41	25	66252844431	3157629536742
230x1.9x22.23	A46T-BF41	25	66252844432	3157629536759



- Cuts all materials
- Fast and precise cutting
- Ideal to use on thin materials
- Iron, sulphur and chlorine free

MULTI-PURPOSE CUTTING-OFF WHEELS

TYPE 41




DIMENSIONS	SPECIFICATION	PK QTY	ARTICLE NO	BARCODE
115x1.6x22.23	C46T-BF41	25	66252844546	3157629542392
125x1.6x22.23	C46T-BF41	25	66252844547	3157629542408



- Steel/stainless steel
- Precise cutting
- Ideal to use on thick materials

STEEL & INOX CUTTING-OFF WHEELS

TYPE 41



DIMENSIONS	SPECIFICATION	PK QTY	ARTICLE NO	BARCODE
115x2.5x22.23	A24R-BF41	5x 5pcs	66252844436	3157629536803
125x2.5x22.23	A24R-BF41	5x 5pcs	66252844437	3157629536827
230x2.5x22.23	A24R-BF41	5x 5pcs	66252844438	3157629536834
115x2.5x22.23	A24R-BF41	25	66252844427	3157629536407
125x2.5x22.23	A24R-BF41	25	66252844428	3157629536414
230x2.5x22.23	A24R-BF41	25	66252844429	3157629536728

CUTTING-OFF & GRINDING WHEELS



- Steel
- Fast cutting
- Long wheel life
- Designed for machines running at 80m/s

STEEL CUTTING-OFF WHEEL - FOR CHOP SAWS

TYPE 41




DIMENSIONS	SPECIFICATION	PK QTY	ARTICLE NO	BARCODE
350x3.0x25.4	A36P-BF41	10	66252844442	3157629536872



- Steel/ stainless steel
- High material removal

STEEL & INOX GRINDING WHEELS

TYPE 27





DIMENSIONS	SPECIFICATION	PK QTY	ARTICLE NO	BARCODE
115x6.4x22.23	A24R-BF27	10	66252844433	3157629536766
125x6.4x22.23	A24R-BF27	10	66252844434	3157629536773
230x6.4x22.23	A24R-BF27	10	66252844435	3157629536797



- Stone
- Precise cutting
- Ideal to use on thick materials

STONE CUTTING-OFF WHEELS

TYPE 41



DIMENSIONS	SPECIFICATION	PK QTY	ARTICLE NO	BARCODE
115x2.5x22.23	C24R-BF41	5x 5pcs	66252844439	3157629536841
125x2.5x22.23	C24R-BF41	5x 5pcs	66252844440	3157629536858
230x2.5x22.23	C24R-BF41	5x 5pcs	66252844441	3157629536865
115x2.5x22.23	C24R-BF41	25	66252844424	3157629536377
125x2.5x22.23	C24R-BF41	25	66252844425	3157629536384
230x2.5x22.23	C24R-BF41	25	66252844426	3157629536391

TROUBLESHOOTING GUIDE

To get the best from Norton Classic cutting-off and grinding wheels it is important that you:

- Determine the material application and select the most suitable Norton Classic wheel.
Using the right wheel for the right material is very important for the life and cutting/grinding behaviour of the wheel. Please consult your local Customer Service or Sales Representative, if in doubt.
- Check the machine is operating correctly and that the machine does not exceed the speed indicated on the wheel.
Always use the wheel at its recommended speed.

Below is a troubleshooting guide that will help solve some of the most common problems associated with cutting-off and grinding.

CUTTING-OFF WHEELS:

TYPE 41  TYPE 42 

PROBLEM	POSSIBLE CAUSE	SOLUTION
Excessive wheel wear	In case of white cutting edge: Wheel too soft Operating speed too low Decrease of rpm during cutting	Use harder wheel Increase rpm up to max. (80m/sec) Use machine with more power Reduce pressure on the machine
Wheel does not cut	In case of blue cutting: Wheel too hard or too thick Peripheral speed too low	Use softer or thinner Norton Classic wheels Check peripheral speed Increase rpm up to max. (80m/sec)
Crumbled wheel edge	Cutting-off wheel used for grinding operations Work piece is moving Too much side-pressure	Use a grinding wheel for grinding operations Clamp the work piece properly Add only the radial pressure to the wheel
Arborhole or centre break out	Wheel sticks in the work piece / material Cutting-off wheel used for grinding operations Too much side pressure Different diameter top/bottom flange	Use more radial pressure and swing the wheel forwards and backwards Use a grinding wheel for grinding operations Add only the radial pressure to the wheel Use flanges with the same diameter

GRINDING WHEELS:

TYPE 27 

PROBLEM	POSSIBLE CAUSE	SOLUTION
Excessive wheel wear	Wheel too soft Too much pressure Decrease of peripheral speed Too low peripheral speed	Use harder wheel Reduce pressure, let the wheel do the grinding Use machine with more power Reduce pressure on the machine Max. 80 m/s is optimum speed
Wheel does not grind	Wheel too hard, wheel glazing Not enough pressure Machine power too low	Use softer wheel Increase pressure Use machine with more power
Crumbled wheel edge	Grinding angle too flat Work piece is moving Too much pressure	Change angle to 30–40° Clamp the work piece properly Reduce pressure, let the wheel do the grinding
Out of balance (vibration)	Dirty flanges Wheel mounting insecure Flanges with different diameter	Clean flanges Tighten flanges Replace flanges

CUTTING-OFF & GRINDING WHEELS

GENERAL SAFETY

INSTRUCTIONS FOR USE

Cutting-off and grinding wheels should only be used on materials for which they are suitable. This is shown by means of pictograms on the product, the packaging and in the catalogue.

CUTTING-OFF WHEELS

When using cutting-off wheels, keep the wheel straight in cut and apply light pressure – let the wheel do the work.

GRINDING WHEELS

When using grinding wheels keep the wheel at an angle of 30-40° to the work piece.

PROTECTION OF THE WORKPIECE

Portable angle grinders should be used in such a manner that sparks fly away from the operator's body and any flammable material.

SAFETY GUARDS

The wheel guard of the machine must be in position and securely fixed.

STOPPING THE MACHINE

Switch off the machine and allow the wheel to stop completely before placing it on a bench or on the floor. Never bring the wheel to rest by applying pressure to the wheel surface.

SHELF LIFE OF CUTTING-OFF AND GRINDING WHEELS

All cutting-off and grinding wheels have a use by date engraved on the metal bore ring. Wheels should not be used after this date.

SAFETY MEASURES

Suitable eye protection must be worn. It is recommended that other safety equipment is also used.



Mouth Protection



Wear Gloves



Eye Protection



Ear Protection



Read Instruction



Not for Side Grinding



Damaged Wheel

SAFETY ADVICE

For your safety you should ensure that you are fully aware of how to safely use cutting-off and grinding wheels.

✓ DO'S!

DO always handle and store wheels carefully. All cutting and grinding wheels should be placed on top of each other or stored in the original packaging.

DO always visually inspect all wheels before mounting for possible damage in transit.

DO always use a safety guard and ensure that it is correctly positioned and securely fitted. It should cover at least one half of the wheel and protect the operator in the unlikely event of a wheel breakage.

DO always switch 'OFF' the power at supply source and/or remove the plug from the socket before changing the wheel.

DO always use the tools supplied by the machine manufacturer to change the wheel.

DO always ensure that the speed of the machine does not exceed the operating speed marked on the wheel.

DO allow newly mounted wheels to run at operating speed, with the guard in place, for a reasonable time before cutting or grinding.

DO always wear EYE PROTECTION.

DO always wear appropriate safety clothing such as DUST MASK, GLOVES, EAR PROTECTION, OVERALLS AND SAFETY SHOES.

DO always secure the workpiece firmly while it is being cut or ground.

DO grind at an angle above 30 degrees to the workpiece with a depressed centre grinding wheel.

DO keep the working area around cutting and grinding operations clear.

✗ DON'TS!

DON'T store wheels in a damp atmosphere or in extreme temperatures.

DON'T mount a damaged wheel.

DON'T EVER exceed the maximum operating speed marked on the wheel.

DON'T force a wheel onto a machine spindle.

DON'T tighten the mounting nut or locking flange excessively. Doing so can distort the flanges.

DON'T use a machine which is not in good mechanical condition.

DON'T use a machine without a wheel guard.

DON'T use wheels without proper ventilation or dust protection equipment.

DON'T stop the wheel by applying pressure to the periphery or face. Always switch the machine off and allow the wheel to stop revolving.

DON'T allow the wheel to be trapped or pinched in the cut.

DON'T apply excessive pressure onto the wheel so that the driving motor slows down.

DON'T grind on the side of cutting-off wheels.

DON'T grind with a depressed centre grinding wheel at an angle below 30° to the workpiece.

DIAMOND BLADES

The Classic product line contains a range of diamond blades suitable for different applications, in sizes ranging from 115mm to 230mm diameter, for use with an angle grinder and table tile saw.

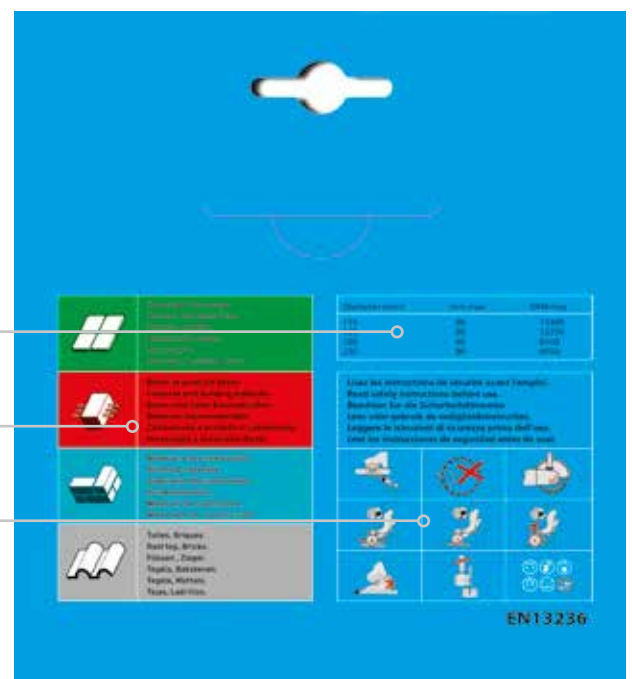
All Norton Classic Diamond Blades conform to the highest European safety standard, EN13236, which ensures that all products are manufactured and tested to the highest quality.

UNDERSTANDING THE PACKAGING



- 1 Norton Saint-Gobain Classic branding gives a clear 'quality' message to the end user
- 2 Product Dimensions and maximum speed indication
- 3 Window exposing blade
- 4 Colour coded by application material
- 5 Example of the materials on which the product is used
- 6 Safety symbols on blade blotter
- 7 Article number and EAN code for easy reordering

- 8 Maximum speed indication table
- 9 Guide to selecting the right product
- 10 Usage and Safety symbols




DIAMOND BLADES


DIFFERENTIATION WITHIN THE RANGE

To aid product selection the application materials have been classified into four main areas, each with a unique colour coding.

CERAMIC &
PORCELAIN
TILES



CONCRETE &
REINFORCED
CONCRETE



BUILDING
MATERIALS



BRICKS &
CLAY ROOF
TILES



MACHINE PICTOGRAMS

ANGLE
GRINDER



TABLE
TILE SAW



RPM AT MAXIMUM OPERATING SPEED 80 M/S

DIAMETER (mm)	105	115	125	150	180	200	230	250
MAX RPM	15,300	13,300	12,250	10,200	8,500	7,650	6,650	5,100

NEVER EXCEED the maximum operating speeds:

- Hand held blades $\varnothing \leq 230\text{mm}$: 80 m/s
- Hand held blades $\varnothing \geq 230\text{mm}$: 100 m/s

SAFETY SYMBOLS



Not to be used
for side grinding



Read the
instructions



Wear hearing
protection
EN352



Wear eye
protection
EN166B



Wear Gloves
EN388 cat.2



Wear a
respirator
EN149



CERAMIC & PORCELAIN TILES

The continuous rim of this blade has been specially designed to give a smooth, straight edge when cutting ceramic and porcelain.

- Continuous rim for smooth cut
- Suitable for hard ceramic tiles



DIMENSIONS	SPECIFICATION	PK QTY	ARTICLE NO	BARCODE
115x22.23	CERAM	1	70184693561	5450248577041
125x22.23	CERAM	1	70184693562	5450248577058
180x25,4/22.23	CERAM	1	70184693563	5450248577065



CONCRETE & REINFORCED CONCRETE

Laser welded segmented blades for use on concrete, reinforced concrete and hard materials, including concrete blocks, paviour and slabs.

- Faster cut
- 7mm segment high for longer life



DIMENSIONS	SPECIFICATION	PK QTY	ARTICLE NO	BARCODE
115x22.23	CONCRETE LASER	1	70184693555	5450248576969
125x22.23	CONCRETE LASER	1	70184693556	5450248576976
230x22.23	CONCRETE LASER	1	70184693557	5450248576983



BUILDING MATERIALS

For use on building materials including breeze blocks, paving slabs, concrete curb stones and clay roof tiles.

- Good cutting performance
- 7mm segment high for longer life



DIMENSIONS	SPECIFICATION	PK QTY	ARTICLE NO	BARCODE
115x22.23	LASER	1	70184693856	5450248583097
125x22.23	LASER	1	70184693857	5450248583103
230x22.23	LASER	1	70184693858	5450248583110



BRICKS & CLAY ROOF TILES

For use on brittle or medium-hard building materials including bricks, blocks, clay roof tiles and stones.

- Good cutting performance
- Smooth cutting for best quality of cut
- 7mm high corrugated continuous rim



DIMENSIONS	SPECIFICATION	PK QTY	ARTICLE NO	BARCODE
115x22.23	TURBO	1	70184693558	5450248577003
125x22.23	TURBO	1	70184693559	5450248577027
230x22.23	TURBO	1	70184693560	5450248577034

DIAMOND BLADES

SAFETY ADVICE

For your safety you should ensure that you are fully aware of how to safely use Diamond Blades.

✓ DO'S!

- DO** Store abrasives in dry, frost-free conditions avoiding wide variations in temperature
- DO** Ensure that the product is suitable for its purpose
- DO** Handle, store and transport products with care
- DO** Disconnect the power to the machine before fitting the product
- DO** Examine all products before mounting and periodically during blade use for possible defects or damage (core flatness, fatigue cracks, undercutting, arbor hole damage...)
- DO** Check that correct mounting devices are used and that they are clean, undistorted and free from burrs
- DO** Ensure that work rests are properly adjusted and secure
- DO** Always use a correctly designed and adjusted guard (on the blade and belts)
- DO** Ensure that the workpiece is secure
- DO** Wear appropriate personal protective equipment at all times
- DO** Avoid clogging and uneven wear to ensure that the product is working efficiently
- DO** Ensure accordance between product direction arrow / machine rotation
- DO** Ensure that all machines using abrasives meet the requirements of the current european machinery directives-CE
- DO** Be aware of the hazards likely during the use of abrasives and observe the recommended precautions to be taken:
 - Bodily contact with the abrasive product at operating speed
 - Injury resulting from product breakage during use
 - Grinding debris, sparks, fumes and dust generated by the grinding process
 - Noise
 - Vibration

✗ DON'TS!

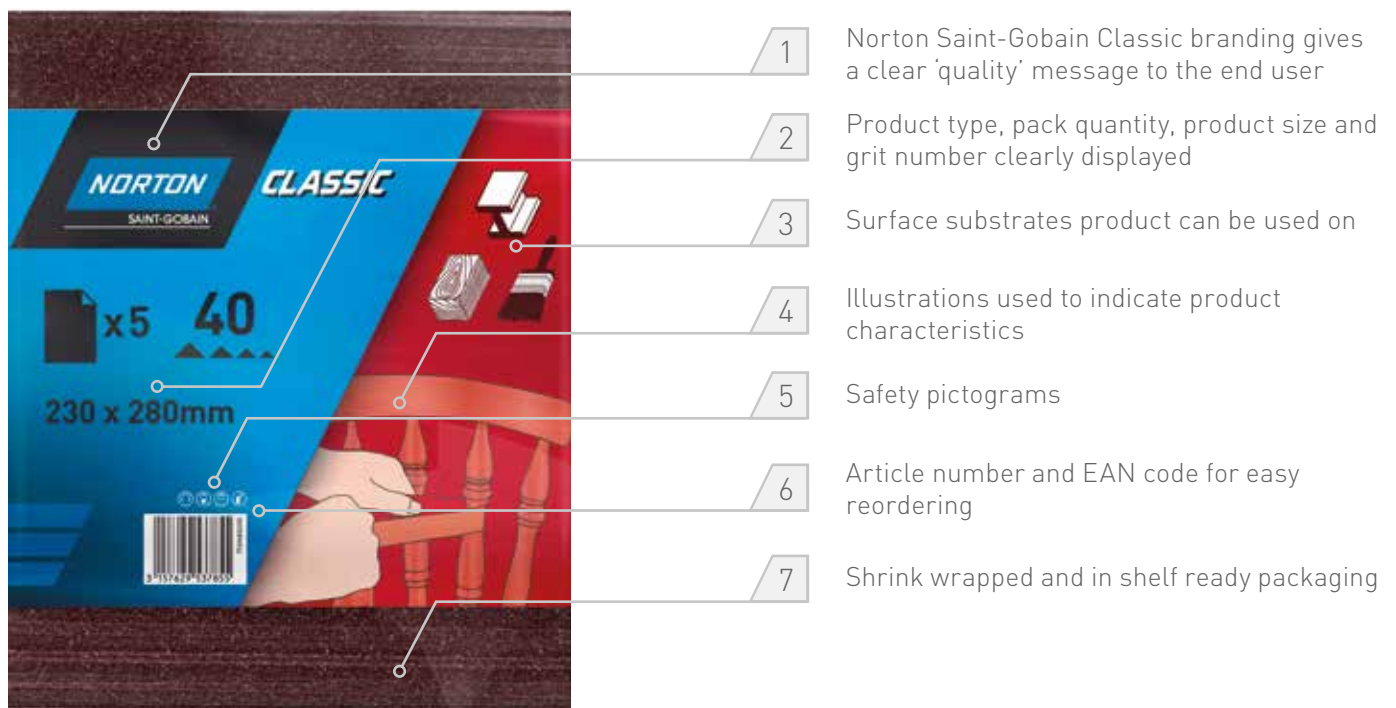
- DON'T** Allow untrained people to use abrasives
- DON'T** Use a product that is damaged or one which has been dropped
- DON'T** Use a product if it cannot be properly identified
- DON'T** Use a machine that is not in good working order or one with defective parts
- DON'T** Force the abrasive onto the mounting device or modify the size of the mounting hole
- DON'T** Exceed the maximum operating speed marked on the product
- DON'T** Apply shock or excessive force to the product or let it overheat
- DON'T** Use mounting flanges which are not clean and flat
- DON'T** Tighten the mounting device excessively
- DON'T** Start the machine until the guard is in place and fastened securely
- DON'T** Continue to use a product if vibration occurs. True or replace it
- DON'T** Grind on the part of the product which is not designed for the operation
- DON'T** Start the machine with the workpiece in contact with the abrasive product
- DON'T** Grind material for which the product is not designed
- DON'T** Stop the abrasive by applying pressure to its surface, let it stop naturally
- DON'T** Exceed permissible rotation speeds: refer to values engraved on product
- DON'T** Use blades with missing segments or core cracks
- DON'T** Use dry products marked for wet use
- DON'T** Wear loose clothing, ties and jewellery
- DON'T** Use abrasive products near flammable materials

HAND SANDING

Norton Classic hand sanding abrasives come in a range of product types including hand sanding sheets, sanding rolls, sponges and kits.

Colour coded packaging is used for hand sanding sheets and rolls to differentiate between the range and product use.

UNDERSTANDING THE PACKAGING



FSC label indicates that the raw materials are sourced from well managed forests and every stage of the process from manufacture to distribution are FSC certified as part of the chain of custody

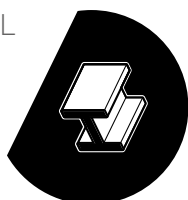


HAND SANDING

SUBSTRATE PICTOGRAMS

Substrate illustrations – showing what materials the product can be used with.

METAL



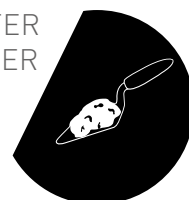
WOOD



PAINT



PLASTER
& FILLER




PRODUCT ICONS

Product Icons – showing the shape and specification of each product.

SELF-GRIPPING



HAND SANDING
SHEETS



SANDING
ROLLS



SANDING SPONGES
& BLOCKS



SAFETY SYMBOLS

Safety Diagrams – these are the industry standard.



Ear
protection



Mouth
Protection



Eye
Protection




Wear
Gloves



FLEXIBLE SHEETS

- Flexible and resistant cloth backing
- Ideal for curved and contoured surfaces
- Can be torn into strips
- Ideal for sanding wood, including varnished and painted wood




DIMENSIONS	GRIT	PK QTY	BOX QTY	ARTICLE NO	BARCODE
230 x 280mm 	40	5	10	77696032200	3157629537855
	80	5	10	77696032223	3157629537862
	120	5	10	77696032224	3157629537879



ANTI-CLOGGING SHEETS

- No-fil® coating to reduce dust clogging for increased lifetime
- Fibre reinforced latex paper to combine flexibility and resistance.
- Very comfortable
- Sanding and finishing for plaster, filler, paint and varnish




DIMENSIONS	GRIT	PK QTY	BOX QTY	ARTICLE NO	BARCODE
230 x 280mm 	80	5	10	77696032278	3157629537886
	120	5	10	77696032311	3157629537893
	180	5	10	77696032316	3157629537909



SANDING ROLLS

- High strength Aluminium Oxide grain for efficient sanding on all surfaces
- D weight paper for high strength



DIMENSIONS	GRIT	PK QTY	BOX QTY	ARTICLE NO	BARCODE
93 mm x 5m 	40	1	4	77696032948	3157629537923
	80	1	4	77696032950	3157629537947
	120	1	4	77696033056	3157629537954
93 mm x 50m 	40	1	1	77696068976*	3157629544631
	80	1	1	77696068980	3157629544648
	120	1	1	77696068982	3157629544655


*Available on request



ANTI-CLOGGING SANDING ROLLS

- No-fil® coating to reduce dust clogging for increased lifetime
- Fibre reinforced latex paper to combine flexibility and resistance for convenience.
- Sanding and finishing for plaster, filler, paint and varnish



DIMENSIONS	GRIT	PK QTY	BOX QTY	ARTICLE NO	BARCODE
93 mm x 5m 	80	1	4	77696033067	3157629537978
	120	1	4	77696033080	3157629537985
	180	1	4	77696033081	3157629537992

HAND SANDING



SMALL SANDING SPONGE

- Small and convenient sanding sponge for small surfaces, contours, and irregular areas
- Ideal for sanding wood and other surfaces



DIMENSIONS	GRIT	PK QTY	BOX QTY	ARTICLE NO	BARCODE
100 x 70 x 25mm	60	1	10	77696036767	3157629539323
	100	1	10	77696037147	3157629539347
	180	1	10	77696037261	3157629539354

LARGE SANDING SPONGE

- Large sanding sponge ideal for sanding large surfaces including curved areas
- Ideal for sanding wood and other surfaces



DIMENSIONS	GRIT	PK QTY	BOX QTY	ARTICLE NO	BARCODE
225 x 80 x 25mm	60	1	5	77696037284	3157629539361
	100	1	5	77696037357	3157629539378
	180	1	5	77696037466	3157629539385

SELF-GRIPPING FOAM BLOCK & REFILLS



- Sanding block for small, flat surfaces
- Extremely convenient with hook & loop grip for quick mounting
- Ergonomic grip
- Refills available for sanding wood & plaster & for between coats sanding



DIMENSIONS	GRIT	PK QTY	BOX QTY	ARTICLE NO	BARCODE
70 x 125mm Block Kit*	1 x Block 6 x 60 8 x 80 6 x 120	20	10	77696035630	3157629538784
70 x 125mm Block	-	20	10	77696068974	3157629544624
70 x 125mm Wood Refills*	40	10	10	77696033093	3157629538029
	80	10	10	77696033086	3157629538036
	120	10	10	77696033109	3157629538043
70 x 125mm Anti-Clogging Refills	80	10	10	77696033113	3157629538067
	120	10	10	77696033096	3157629538074
	180	10	10	77696033119	3157629538081
70 x 125mm Plaster Refills	120	10	10	77696036262	3157629539163
	220	10	10	77696036279	3157629539187

* FSC certified product

SANDING BLOCKS

SANDING BLOCKS

- Ergonomic handle gives greater control and a comfortable grip
- Flat surface area means it covers large areas quickly
- Clip fastening allows fast and easy abrasive sheet changing

RUBBER BLOCK

- Convenient to use
- Provides a clean finish

DIMENSIONS	PK QTY	BOX QTY	ARTICLE NO	BARCODE
Sanding Block 93 x 230mm	1	2	77696035975	3157629538791
Sanding Block 115 x 280mm	1	2	77696068987	3157629544662
Rubber Block 102 x 67 x 20mm	1	20	66623382148	3157629501665

MACHINE SANDING

Norton Classic offers a wide variety of abrasives for good performance in machine sanding applications. With abrasives for use on all commonly encountered machines including belts, eccentric, orbital and delta sanders.

The simple, pictogram based packaging makes it easy to select the right product for the machine.

UNDERSTANDING THE PACKAGING



- 1 Norton Saint-Gobain Classic branding gives a clear 'quality' message to the end user
- 2 Hole configuration, pack quantity, product size and grit number clearly displayed
- 3 High pack quantities, shrink wrapped and in shelf ready packaging
- 4 Pictograms indicate the product characteristics
- 5 Surface substrates product can be used on
- 6 Safety pictograms
- 7 FSC label indicates that the raw materials are sourced from well managed forests and every stage of the process from manufacture to distribution are FSC certified as part of the chain of custody
- 8 Article number and EAN code for easy reordering



MACHINE SANDING

SUBSTRATE PICTOGRAMS

Substrate illustrations – showing what materials the product can be used with.

METAL



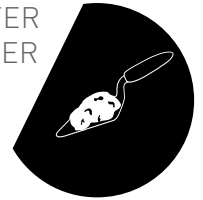
WOOD



PAINT



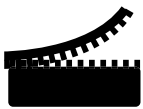
PLASTER
& FILLER




PRODUCT PICTOGRAMS

Product Icons – showing the shape and specification of each product.


SELF-GRIPPING



ORBITAL CUT SHEETS




DELTA SANDING
SHEETS



SANDING BELTS



SANDING DISCS



SAFETY SYMBOLS

Safety Diagrams – these are the industry standard.



Read
Instructions



Ear
protection



Mouth
Protection



Eye
Protection



Wear
Gloves



Dry




DELTA SANDING SHEETS



- High strength Aluminium Oxide grain for efficient sanding on all surfaces
- D weight paper for high strength
- For use on a delta sander



DIMENSIONS	GRIT	PK QTY	BOX QTY	ARTICLE NO	BARCODE
 93 x 93 x 93mm	40	10	10	77696035554	3157629538944
	80	10	10	77696035556	3157629538951
	120	10	10	77696035557	3157629538968




MULTI-SANDER SHEETS



- High strength Aluminium Oxide grain for efficient sanding on all surfaces
- D weight paper for high strength
- For use on a multi-sander




DIMENSIONS	GRIT	PK QTY	BOX QTY	ARTICLE NO	BARCODE
 102 x 152mm	40	10	10	77696035956	3157629538746
	80	10	10	77696035961	3157629538753
	120	10	10	77696035973	3157629538777



CLOTH SANDING BELTS

- High strength Aluminium Oxide grain for efficient sanding on all surface types
- Tough and durable cloth backing for increased product life
- For use on a belt sander



DIMENSIONS	GRIT	PK QTY	BOX QTY	ARTICLE NO	BARCODE
 75 x 457mm	36	5	5	77696035540	3157629538906
	50	5	5	77696035544	3157629538913
	80	5	5	77696035548	3157629538937
 75 x 533mm	36	5	3	77696033127	3157629538098
	50	5	3	77696033131	3157629538104
	80	5	3	77696035536	3157629538883



MACHINE SANDING



NON-PERFORATED ORBITAL CUT SHEETS

- High strength Aluminium Oxide grain for efficient sanding on all surfaces
- D weight paper for high strength
- For use on an orbital sanding machine (small and large)








DIMENSIONS	GRIT	PK QTY	BOX QTY	ARTICLE NO	BARCODE
93 x 230mm 	40	10	10	77696033656	3157629537794
	80	10	10	77696033659	3157629538128
	120	10	10	77696033662	5900442798051
115 x 280 mm 	40	10	10	77696034963	3157629538456
	80	10	10	77696034982	3157629538463
	120	10	10	77696034984	3157629538487



ORBITAL CUT SHEETS

- High strength Aluminium Oxide grain for efficient sanding on all surfaces
- D weight paper for high strength
- For use on an orbital sanding machine (small and large)
- Multi-perforation to fit most brands of orbital sander



DIMENSIONS	GRIT	PK QTY	BOX QTY	ARTICLE NO	BARCODE
93 x 230mm 	40	10	10	77696033671	3157629538135
	80	10	10	77696033673	3157629538142
	120	10	10	77696033676	3157629538159
93 x 230mm 	40	10	10	77696033682	3157629538166
	80	10	10	77696033756	3157629538173
	120	10	10	77696033787	3157629538197
93 x 230mm 	40	10	10	77696036693	3157629538999
	80	10	10	77696036750	3157629539002
	120	10	10	77696036764	3157629539019
115 x 280 mm 	40	10	10	77696035183	3157629537473
	80	10	10	77696035208	3157629537497
	120	10	10	77696035210	3157629537503
115 x 280 mm 	40	10	10	77696035215	3157629538821
	80	10	10	77696035218	3157629538838
	120	10	10	77696035228	3157629538845





SELF-GRIPPING ORBITAL CUT SHEETS



- High strength Aluminium Oxide grain for efficient sanding on all surfaces
- D weight paper for high strength
- Hook and loop backing for quick and convenient mounting
- For orbital sanding machine (small and large)





DIMENSIONS	GRIT	PK QTY	BOX QTY	ARTICLE NO	BARCODE
93 x 185mm 	40	10	10	77696033796	3157629538203
	80	10	10	77696033799	3157629538227
	120	10	10	77696033827	3157629538326
93 x 185mm 	40	10	10	77696033837	3157629538333
	80	10	10	77696034956	3157629538432
	120	10	10	77696034958	3157629538449



CUT SHEETS FOR SANDING PLASTER & FILLER

- Open mesh abrasive for reduced clogging and maximum lifetime
- Sharp Silicon Carbide grain for fast material removal
- Ideal for use on plaster, fillers and between coats



DIMENSIONS	GRIT	PK QTY	BOX QTY	ARTICLE NO	BARCODE
93 x 230mm 	120	10	10	77696036221	3157629539149
	220	10	10	77696036252	3157629539156
115 x 280mm 	120	10	10	77696036169	3157629539125
	220	10	10	77696036172	3157629539132






SELF-GRIPPING SANDING DISCS



- High strength Aluminium Oxide grain for efficient sanding on all surfaces
- D weight paper for high strength
- Hook and loop backing for quick and convenient mounting



DIMENSIONS	GRIT	PK QTY	BOX QTY	ARTICLE NO	BARCODE
125mm 	40	10	10	77696035619	3157629539033
	80	10	10	77696035621	3157629539057
	120	10	10	77696035623	3157629539064
150mm 	40	10	10	77696035615	3157629538401
	80	10	10	77696035616	3157629538418
	120	10	10	77696035618	3157629539026
225mm 	80	5	10	77696035613	3157629538388
	120	5	10	77696035614	3157629538395

MACHINE SANDING




SELF-GRIPPING SANDING DISCS FOR SANDING PLASTER & FILLER



- Open mesh abrasive for reduced clogging and maximum lifetime, with hook and loop backing for quick and convenient mounting
- Large surface for giraffe tool
- Sharp silicon carbide grain for fast material removal
- Ideal for use on plaster, fillers and between coats



DIMENSIONS	GRIT	PK QTY	BOX QTY	ARTICLE NO	BARCODE
225mm	120	5	5	77696036306	3157629539194
	220	5	5	77696036318	3157629539217



FLAP DISCS

- Fast material removal on all surface types
- Includes Norzon grains for a higher cut performance



DIMENSIONS	GRIT	PK QTY	BOX QTY	ARTICLE NO	BARCODE
115mm	40	1	10	77696045700	3157629538562
	60	1	10	77696045702	3157629538586
125mm	40	1	10	77696045703	3157629538593
	60	1	10	77696045704	3157629538609



TECHNICAL INFORMATION

WHAT IS A COATED ABRASIVE?

Coated abrasives are generally used for sanding, deburring, scouring, polishing, and finishing applications. They are manufactured in a wide variety of forms, types, and dimensions. However, all coated abrasive products consist of the same specific components, which are: abrasive grain, backing material, and bond. Varying each of these components helps give each abrasive product unique qualities that make it suitable to specific applications.

NORTON CLASSIC ABRASIVE GRAINS

ALUMINIUM OXIDE A tough grain, characterised by a cool cut, long life and the ability to fracture under pressure, producing new cutting edges. Well adapted to stripping, sanding and finishing applications on all types of wood, paint and metal.

SCREENBACK ABRASIVE An innovative mesh network impregnated with high performance abrasive grains reduces clogging whilst stripping or sanding plaster surfaces, and can be used on both sides for longer product life.

BACKING MATERIAL

The backing material must be smooth enough to allow a uniform application of adhesive coating, strong enough to withstand sanding pressures and, where necessary, flexible enough to conform to the contours of the work piece. Norton Classic uses the following backing types:

PAPER Weight of paper influences the product characteristics, lighter paper is more flexible and heavier paper is stronger and less likely to tear.

CLOTH Cloth gives great durability and flexibility offering resistance to tearing, and tolerating continual bending and flexing during use. Cloth backed products are only used for dry sanding operations and are ideal for heavy material removal.

STORAGE CONDITIONS

Coated abrasives should be stored in dry frost free conditions. They should be kept away from cold and damp, and not be exposed to high temperature variations or direct sunlight.

Excessively dry or humid storage may cause deformation.

SAFETY IN USE

All coated abrasives should be handled carefully. Safety goggles, safety gloves, dust masks should be worn.

Safety instructions provided by machine manufacturers must be followed. Make sure the abrasive is suitable for the application before use. No modifications should be made to the product.



SAINT-GOBAIN ABRASIVES N.V.
HEIDE 10
1780 WEMMEL
BELGIUM
TEL: +32 2 267 21 00
FAX: +32 2 267 84 24

SAINT-GOBAIN ABRASIVES,
S.R.O.
VINOHRADSKÁ 184
130 52 PRAHA 3
CZECH REPUBLIC
TEL: +420 267 132 026
+420 267 132 029
FAX: +420 267 132 021-2

SAINT-GOBAIN ABRASIVES A/S
ROBERT JACOBSENS VEJ 62A
2300 KØBENHAVN S
DENMARK
TEL: +45 4675 5244

PO BOX 643706
FORTUNE TOWER OFFICE 2106
JLT BLOCK C
(NEXT TO METRO STATION)
JUMEIRA LAKE TOWER, DUBAI
UNITED ARAB EMIRATES
TEL: +971 4 431 5154
FAX: +971 4 431 5434

SAINT-GOBAIN ABRASIFS
RUE DE L'AMBASSADEUR - B.P.8
78 702 CONFLANS CEDEX
FRANCE
TEL: +33 (0)1 34 90 40 00
FAX: +33 (0)1 39 19 89 56

SAINT-GOBAIN ABRASIVES
GMBH
BIRKENSTRASSE 45-49
D-50389 WESSELING
GERMANY
TEL: +49 (0) 2236 703-1
+49 (0) 2236 8996-0
+49 (0) 2236 8911-0
FAX: +49 (0) 2236 703-367
+49 (0) 2236 8996-10
+49 (0) 2236 8911-30
FÜR DEN FACHHANDEL
ÖSTERREICH
TEL: +43 (00) 662 430 076

SAINT-GOBAIN ABRASIVES KFT.
1225 BUDAPEST
BÁNYALÉG U. 60/B.
HUNGARY
TEL: +36 1 371 22 50
FAX: +36 1 371 22 55

SAINT-GOBAIN ABRASIVI S.P.A
VIA PER CESANO BOSCONI 4
I-20094 CORSICO MILANO
ITALY
TEL: +39 02 44 851
FAX: +39 02 44 78 266

SAINT-GOBAIN ABRASIVES S.A.
190 RUE J.F. KENNEDY
L-4930 BASCHARAGE
GRAND DUCHE DE LUXEMBOURG
TEL: +352 50 401 1
FAX: +352 50 16 33
NO. VERT (FRANCE) 0800 906 903

SAINT-GOBAIN ABRASIFS, S.A.
2 ALLÉE DES FIGUIERS
AIN SEBAË - CASABLANCA
MOROCCO
TEL: +212 5 22 66 57 31
FAX: +212 5 22 35 09 65

SAINT-GOBAIN ABRASIVES BV
GROENLOSEWEG 28
7151 HW EIBERGEN
P.O. BOX 10
7150 AA EIBERGEN
THE NETHERLANDS
TEL: +31 545 466466
FAX: +31 545 474605

SAINT-GOBAIN ABRASIVES AS
POSTBOKS 11, ALNABRU,
0614 OSLO
BROBEKKVEIEN 84,
0582 OSLO
NORWAY
TEL: +47 63 87 06 00
FAX: +47 63 87 06 01

SAINT-GOBAIN HPM POLSKA SP.
Z O.O.
UL. TORUŃSKA 239/241
62-600 KOŁO
POLAND
TEL: +48 63 26 17 100
FAX: +48 63 27 20 401

SAINT-GOBAIN ABRASIVOS, L. DA
ZONA INDUSTRIAL DA MAIA
I-SECTOR VIII, NO. 122
APARTADO 6050
4476 - 908 MAIA
PORTUGAL
TEL: +351 229 437 940
FAX: +351 229 437 940

SAINT-GOBAIN ABRASIVI SRL
PARC INDUSTRIAL HOLROM
DRUM CAREI NR. 11
447355 VETIS JUD. SATU-MARE
ROMANIA
TEL: +40 261 450 009
FAX: +40 261 750 010

SG HPM RUS
58, F. ENGELS STR.
STROENIE 2
105082 MOSCOW
RUSSIA
TEL: +74 955 408 355
FAX: +74 959 373 224

SAINT-GOBAIN
ABRASIVES (PTY) LTD
2 MONTEER ROAD
ISANDO 1600
P.O. BOX 67
SOUTH AFRICA
TEL: +27 11 961 2000
FAX: +27 11 961 2184/5

SAINT-GOBAIN ABRASIVOS, S.A.
CTRA. DE GUIPÚZCOA, KM. 7,5
E-31195 BERRIOPLANO
[NAVARRA]
SPAIN
TEL: +34 948 306 000
FAX: +34 948 306 042

SAINT-GOBAIN ABRASIVES AB
BOX 495
SE-191 24 SOLLENTUNA
SWEDEN
TEL: +46 8 580 881 00
FAX: +46 8 580 881 01

SAINT-GOBAIN ABRASIVES
MUEYYETZADE MAH.
GALIPDEDE CAD. NO:99, KAT:3
34425 BEYOGLU-ISTANBUL
TURKEY
TEL: 0090-212-245 85 21
FAX: 0090-212-245 85 27

SAINT-GOBAIN ABRASIVES LTD.
DOXEY RD
STAFFORD
ST16 1EA
UNITED KINGDOM
TEL: +44 1785 222 000
FAX: +44 1785 213 487

www.norton.eu

Saint-Gobain Abrasives
European Headquarters
Rue de l'Ambassadeur - B.P.8
F78702 Conflans-Saint-Honorine
France
Tel: +33 (0) 134 90 40 00
Fax: +33 (0) 139 19 89 56

Norton is a registered trademark of Saint-Gobain Abrasives.
Form #2587