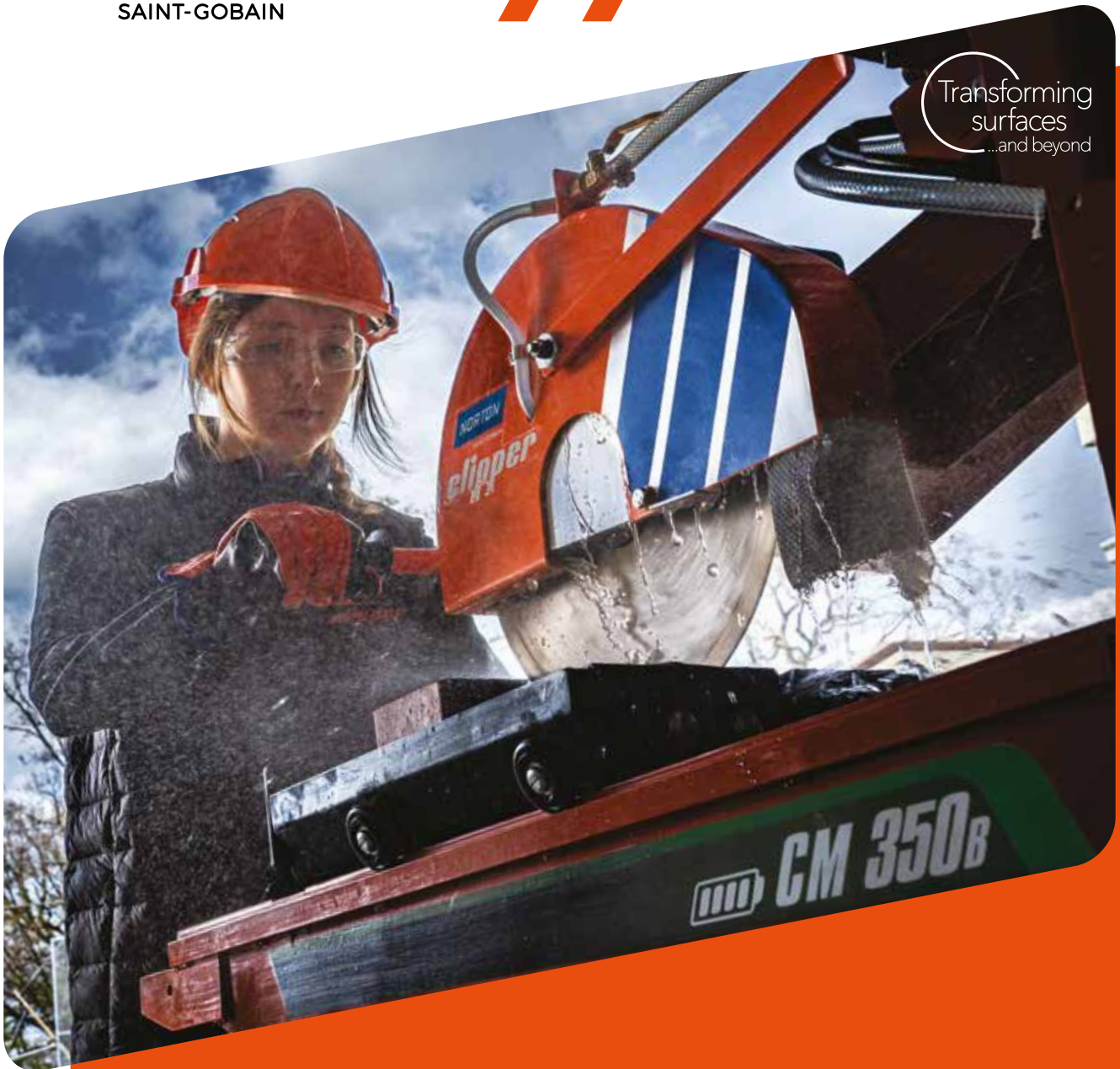




clipper[®]

Transforming
surfaces
...and beyond



SURFACE SOLUTIONS

BUILDING & CONSTRUCTION

—
2025



NORTON

SAINT-GOBAIN

clipper

Norton Clipper Battery Range

NO COMPROMISE JUST POWER

Unleashing innovation: A comprehensive new range, powered by a single battery, watch our video now!



www.nortonabrasives.com
www.youtube.com/NortonAbrasivesEMEA


SAINT-GOBAIN

NORTON

SAINT-GOBAIN

clipper

Transforming
surfaces
...and beyond

**CONFIDENCE
FROM DAY
ONE**

FLOOR SOLUTIONS
FROM NORTON CLIPPER




SAINT-GOBAIN

CONTENTS

INTRODUCTION

04-34

Reshaping the face of construction	06	Innovations	17
Diamond tool quality tiering	08	Merchandising solutions	19
Selecting the right blade for your material	08	Supporting sustainability in the abrasives industry	23
Carbide tipped blade (TCT) range	09	Product quality standards & user safety on site	24
Product name conversion chart	10	Diamond product range index	26
After-Sales service & support	15	Machine range index	28
A complete range	16	Diamond blade recommendation guide	30

DIAMOND TOOLS 35-100

Concrete & reinforced concrete diamond blades	35
Universal building material diamond blades	43
Multi-material diamond blades	56
Ceramics & porcelain tiles diamond blades	61
Granite, marble & natural stone diamond blades	67
Asphalt / Abrasive material diamond blades	71
Refractory material diamond blades	77
Drilling core bits	83



NORTON CLIPPER WOOD






101-128

Getting to know our product ranges	102	Table saw / mitre saw	119
Blades for wood & composites	104	Understanding our product	121
Blades for multi-material	112	Understanding our pictos	122
Blades for veneer & laminates	115	At a glance packaging design	126
Blades for aluminium	117	4-step guide to choosing the right blade	128

NEW





BATTERY RANGE







				
MASONRY SAW CM350 B	FORWARD PLATE CFP 13W	UPRIGHT RAMMER CR11 B	FLOOR SAW CS352 B	POWER FLOAT CT601 B
143	164	164	172	205

NORTON CLIPPER MACHINES

129-272

			
Tile Saws	Masonry Saws	Compaction Equipment	Floor Saws
129	143	171	179

			
Handheld Cut-Off Saws & Wall Chasers	Drill Motors & Drilling Rigs	Power Floats	Grinding Machines & Dust Extraction
195	201	217	225

NEW

FLOOR SOLUTIONS

225-272

Overview	226	Tools	247
Single-Head Handheld	231	Vacuums	262
Floor Grinders	233		

ABRASIVES

273-306

Cutting disc & grinding wheel	274
Coated abrasives for machine sanding	286
Coated abrasives for hand sanding	295
Coated abrasives for floor sanding	301

TECHNICAL

307-319

Troubleshooting diamond products	308
Technical support: product advice	309
Diamond tools: safety recommendations	315
Cutting disc & grinding wheels advice	317

RESHAPING THE FACE OF CONSTRUCTION

NORTON CLIPPER PROVIDES A ONE-STOP SHOP FOR ALL CUTTING, DRILLING, GRINDING, COMPACTION AND SANDING JOBS WITHIN THE BUILDING AND INDUSTRIAL CONSTRUCTION MARKETS.

From residential and habitat projects to large scale civil engineering ventures and everything in between – we can equip you with the safest and best performing construction blades, machines and abrasives that not only help to improve your personal comfort but contribute to a greener environment.

It was Norton Clipper that revolutionised the building and construction industry with the invention of the world's first laser welded diamond blade. Since then, we have continued to innovate: our award winning silent blades are perfect for noise-sensitive areas like hospitals, schools, offices, residential spaces and city centres. The introduction of infiltrated High Density technology (i-HD™), the latest revolution in diamond

tool manufacturing, providing unrivalled performance, greater comfort, lower energy production and improved safety, which is second to none.

Additionally, Norton Clipper boasts the widest range of diamond tools for cutting the most common surfaces: reinforced concrete, granite, tiles, stone and asphalt. We're well known for supplying high performance machines including: masonry, floor, tile and handheld saws, core drilling equipment, floor grinders and power trowels. Whatever your trade, we can offer you safe, high quality construction blades, machines and abrasives to help you build, renovate and improve our habitat.

THE NORTON CLIPPER IDENTITY

In recent years, Norton Clipper has been completely revitalised. Through significant brand investment, we have improved and modernised machine livery and our packaging design to enhance the brand's unique identity. The Norton Clipper orange is unmistakable, instantly recognisable and synonymous with quality.





DIAMOND TOOL QUALITY TIERING

Within the Norton Clipper diamond tool range, we offer a choice of three performance levels, adapted to the requirements of our customers. Quality tiering is clearly communicated through the range names: Extreme, Pro, Classic and Standard, which are supported on the packaging by the number of quality diamonds located underneath the names. An additional performance indicator on the sleeve quickly and effectively indicates Pro and Extreme products.



CLASSIC: good quality versus performance ratio for occasional use.



PRO: professional quality for frequent use, designed for high performance and great productivity.



EXTREME: the most innovative Norton Clipper blades, with the fastest and smoothest cutting speeds and extremely long life, for the heaviest use.



STANDARD: Simple range designed with the customer in mind. Focused on key applications and providing the user with a reliable solution.

SELECTING THE RIGHT BLADE FOR YOUR MATERIAL

To make selecting the right blade as easy as possible, our material colour coding system has been applied to all of our packaging.

- BETON / CONCRETE**
Extreme, Pro, Classic, Standard
- UNIVERSAL**
Extreme, Pro, Classic, Standard
- ASPHALT**
Extreme, Pro, Classic
- CERAMIC**
Extreme, Pro, Classic, Standard
- NATURAL STONE**
Extreme, Pro
- 4X4 EXPLORER**
Pro
- REFRACTORY**
Extreme, Pro



CARBIDE TIPPED BLADE (TCT) RANGE

When our customers demanded a high quality alternative wood range, Norton Clipper answered the call. Flawless cutting every time, reliable quality, clear and easy to choose ranges.

FOUR APPLICATIONS, FOUR GREAT RANGES, FOR PROFESSIONALS. WE HAVE THE BLADE YOU'RE LOOKING FOR.



WOOD & COMPOSITES

Encompassing solutions for hard and soft wood, wooden panels, OSB, MDF, and HDF, these blades are built for power, precision and durability.



MULTI-MATERIALS

Designed with cutting construction timbers, pallets, nails and non-ferrous metals in mind. Concerns about damaging these blades are a thing of the past.



VENEER & LAMINATES

Whether you need to cut melamine faced boards, plywood, laminated panels or sheets of HPL, we have a professional blade to suit.



ALUMINIUM

This is Norton Clipper's specialist range of blades suited to cutting aluminium, brass, and copper. Blades that cut powerfully and sustainably time-after-time.

MACHINE NAME CONVERSION CHART

NAMING STRUCTURE EXAMPLE – **TT180**:

[Machine Type]	[Key Dimension]	[Version Number]
[Tile Table Saw]	[180mm diameter]	[version 0]

TILE SAWS



MACHINE NAME	MEANING	MACHINE NAME	MEANING
TT180	Tile Table Saw ø180mm - version 00	TR232 S	Tile Rail Saw ø230mm - version 02 - short cutting length
TT200	Tile Table Saw ø200mm - version 0	TR232 L	Tile Rail Saw ø230mm - version 02 - long cutting length
TT251	Tile Table Saw ø250mm - version 01	TR252	Tile Rail Saw ø250mm - version 00
TR202	Tile Rail Saw ø200mm - version 02		

MANUAL TILE CUTTERS

MACHINE NAME	MEANING	MACHINE NAME	MEANING
CTM640	Clipper Tile Manual - Cutting length 640mm	CTM1200	Clipper Tile Manual - Cutting length 1200mm
CTM935	Clipper Tile Manual - Cutting length 935mm		

MASONRY SAWS



MACHINE NAME	MEANING	MACHINE NAME	MEANING
CPS41	Clipper Brick Breaker	CST150	Clipper Stone Saw - Cutting length 150 cm - version 00
CM 35 Mini Clipper	Clipper Masonry Saw ø350mm - direct shaft - version 00	CST100 ALU	Clipper Stone Saw - Cutting length 100 cm - aluminium - version 00
CGW	Clipper version G Wet (Masonry Saw) ø350 - direct shaft	CST120 ALU	Clipper Stone Saw - Cutting length 120 cm - aluminium version - version 00
CM352	Clipper Masonry Saw ø350 - 1 st generation	CST120 UNO	Clipper Stone Saw - Cutting length 120 cm - Classic version - version 00
CM42 Compact	Clipper Masonry Saw ø400 - direct shaft	ISM	Clipper Industrial Saw
CM350 B	Clipper Masonry saw ø350 - Battery	ISC	Clipper Industrial Saw
CM400 Junior	Clipper Masonry Saw ø400 - indirect shaft - version 00	CM70 ALU	Clipper Masonry Saw ø700mm Aluminium - version 00
CM450 Junior	Clipper Masonry Saw 450 - indirect shaft - version 00	JUMBO 651	Clipper Jumbo Masonry Saw ø650mm - version 01
CM401	Clipper Masonry Saw ø400 - indirect shaft - version 01	JUMBO 900	Clipper Jumbo Masonry Saw ø900mm - version 00
CM501 Major	Clipper Masonry Saw ø500 - indirect shaft - version 01	JUMBO 1000	Clipper Jumbo Masonry Saw ø1000mm - version 00
CM601 Major	Clipper Masonry Saw ø600 - indirect shaft - version 01	CMV 1000 Verto	Clipper Masonry Saw Vertical ø1000mm - version 00
CST100	Clipper Stone Saw - Cutting length 100 cm - version 00	CM 1000 Jumbo	Clipper Masonry Saw ø1000mm - version 00
CST120	Clipper Stone Saw - Cutting length 120 cm - version 00	CB311	Clipper Band Saw cutting height 311mm
		CB511	Clipper Band Saw cutting height 511mm
		CB651	Clipper Band Saw cutting height 651mm

FLOOR SAWS



MACHINE NAME	MEANING
CS352	Clipper Street Saw ø350
CS352 B	Clipper Street Saw ø350 - Battery
CS451	Clipper Street Saw ø450 - version 01
CS502	Clipper Street Saw ø500
CS1-500	Clipper Street Saw ø500
CSB1	Clipper Street Saw - version 00

MACHINE NAME	MEANING
CS700	Clipper Street Saw ø700
CS451E	Clipper Street Saw ø450 Electric
CS7,5	Clipper Street Saw 7,5 kW ø800
Speedy Cart	Clipper trolley for petrol saw

COMPACTORS



MACHINE NAME	MEANING
CFP 11W	Clipper Forward Plate - 11kN
CFP 13W	Clipper Forward Plate - 13kN
CFP13 WB	Clipper Forward Plate - 13kN - Battery
CFP 14W-P	Clipper Forward Plate - 16kN - Petrol
CFP 14W-D	Clipper Forward Plate - 16kN - Diesel

MACHINE NAME	MEANING
CFP 16W	Clipper Forward Plate - 16kN
CFP 21-P	Clipper Reversible Plate - 21kN - Petrol
CFP 21-D	Clipper Reversible Plate - 21kN - Diesel
CR11 B	Clipper Rammer - 11kN - Battery
CR 16	Clipper Rammer - 16kN

HANDHELD CUT-OFF SAWS & WALL CHASERS



MACHINE NAME	MEANING
CP512 300	Clipper Petrol Saw 4kW 300mm - version 00
CP514 350	Clipper Petrol Saw 4kW 350mm - version 00

MACHINE NAME	MEANING
SC181	[Clipper] Saw ø180mm - version 01
SC401	[Clipper] Saw ø400mm - version 01

DRILL MOTORS & DRILLING RIGS



MACHINE NAME	MEANING
CDM204	Clipper Drill Motor ø200mm - version 00
CDM354	Clipper Drill Motor ø350mm - version 00
CDR133	Clipper Drill Rig ø130mm - version 03

MACHINE NAME	MEANING
CDR163	Clipper Drill Rig ø160mm - version 03
CDR253	Clipper Drill Rig ø250mm - version 03
CDR353	Clipper Drill Rig ø350mm - version 03
CDP 300 & 350 ROBO	Clipper Drill Petrol ø300-350mm - version 00

POWER FLOATS



MACHINE NAME	MEANING
CT 601	Clipper Trowel ø600mm - version 01
CT601 B	Clipper Trowel ø600mm - Battery
CT 901	Clipper Trowel ø900mm - version 01

MACHINE NAME	MEANING
CT901 HP	Clipper Trowel ø900mm - version 01
CT 1201	Clipper Trowel ø1200mm - version 01

GRINDING MACHINES



MACHINE NAME	MEANING
CG125	Clipper Grinder ø125mm - version 00
CG180	Clipper Grinder ø180mm - version 00
CG252	Clipper Grinder ø250mm - version 02
CG 280	Clipper Grinder ø280mm - version 00
CG 400	Clipper Grinder ø400mm - version 00
CG 450 UNO	Clipper Grinder ø450mm - Classic version - version 00

MACHINE NAME	MEANING
CG 550 UNO	Clipper Grinder ø550mm - Classic version - version 00
CG 550	Clipper Grinder ø550mm - version 00
CG 650	Clipper Grinder ø650mm - version 00
CG MULTI 430	Clipper Grinder Multipurpose ø430mm - version 00
CG WOOD 430	Clipper Grinder Wood ø430mm - version 00
CG CLEAN 430	Clipper Grinder Cleaning ø430mm - version 00

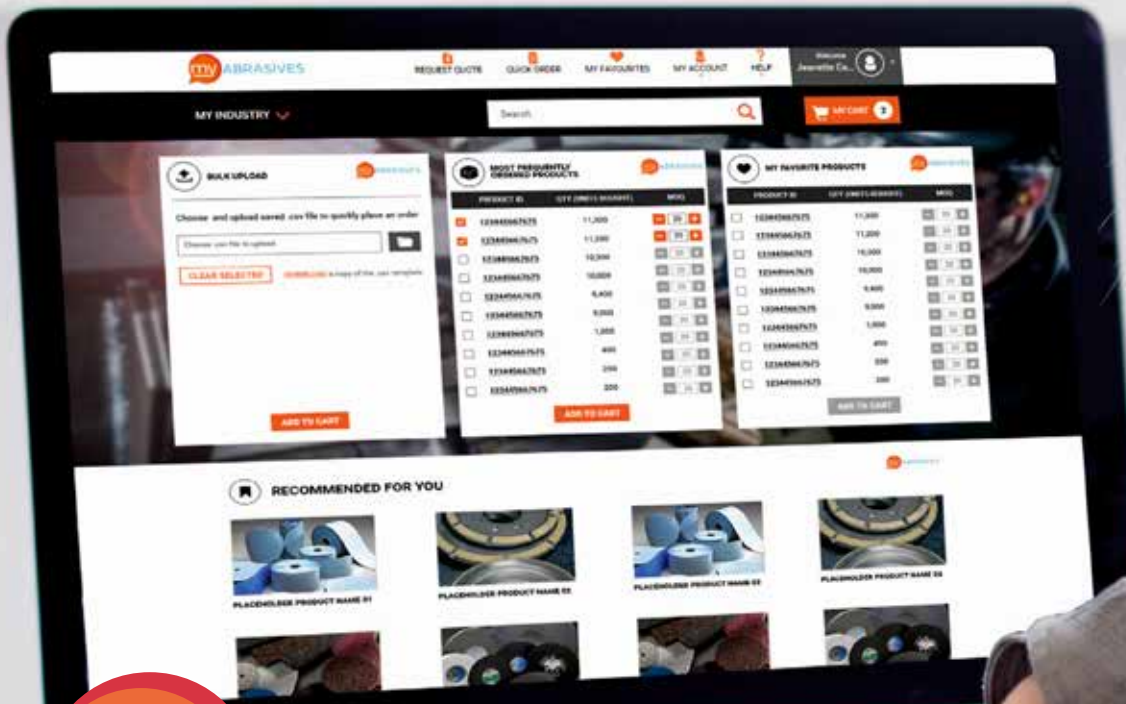
DUST EXTRACTIONS



MACHINE NAME	MEANING
CV 270	Clipper Vacuum - 270m³/h - version 00
CV 402	Clipper Vacuum - 400m³/h - version 02
CV 430 P	Clipper Vacuum - 430m³/h - Plastic - version 00
CV 430 I	Clipper Vacuum - 430m³/h - Inox - version 00

MACHINE NAME	MEANING
CV 170	Clipper Vacuum - 170m³/h - version 00
CV 340	Clipper Vacuum - 340m³/h - version 00
SCV 27	Clipper Vacuum - Separator - version 00

WE'RE MAKING IT EVEN EASIER TO ORDER OUR GREAT PRODUCTS

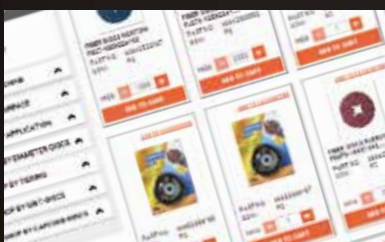


Introducing the **NEW** online ordering system from Saint-Gobain Abrasives - **MyAbrasives**


Our new user-friendly ordering system works very much like online retailers you use every day, making it much easier to navigate and get what you need, whether it's ordering, tracking or research.

www.myabrasivesb2b.com

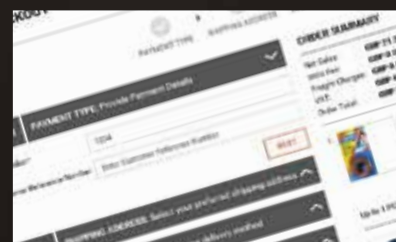
With MyAbrasives, the ordering process is now so simple:



Search for your product




Add to basket



Go to checkout

THE NEW SYSTEM MAKES ORDERING EASIER:

1. Detailed product information and specifications, including images and videos
2. Access to order confirmations, product availability and delivery lead times
3. Available from smartphones, tablets and PCs 24/7
4. Automatically creates a list of most frequently ordered products for ease of future ordering
5. Save favourite lists to make ordering quicker and easier



MYABRASIVES OFFERS GREATER FLEXIBILITY WITH NEW FEATURES AND SERVICES INCLUDING:

- **Product search:** you can now search by UPC, name, category, EAN number and filter and sort search results, making it much easier for you to find what you need
- **Order history and reordering:** you'll be able to see your past orders across all platforms (EDI, ABx, phone and fax) and these can also be easily re-ordered. Invoices, debit/credit notes and shipping status will also be visible in the 'Order History' section so you can be sure all of your paperwork is safe in one place
- **Quotes:** you can now request and track quotes in MyAbrasives rather than having to contact the customer services team separately
- **Saved orders:** you can save orders for future reference by putting multiple items in your cart and saving it, e.g. as 'Monthly Order'. You can also add a note to indicate the order frequency, e.g. 'order every month except December' and save it so you can re-order quickly and easily
- **Bulk orders:** if you need to make a bulk order, you can upload a CSV file directly into the system rather than having to search for each product individually
- **Recommended for you:** a new feature showing related products you may need to order
- **Extra support:** navigate the new system with FAQs and how-to videos or contact our dedicated helpline

Register today

To register, call your local customer service team and start using MyAbrasives today.

Transforming
surfaces
...and beyond



DISCOVER MORE FROM OUR EXPERTS,
FIND MACHINE SPARE PARTS AND
ACTIVATE YOUR GUARANTEE ONLINE AT

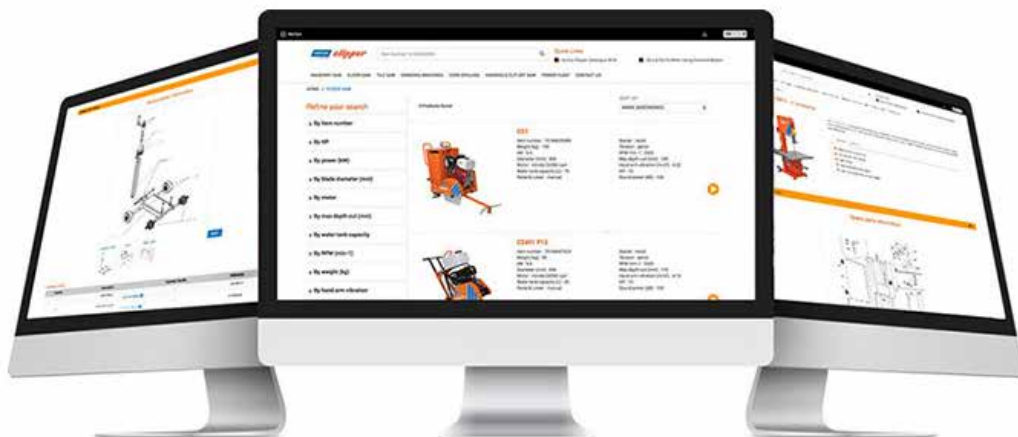
www.nortonabrasives.com

NORTON CLIPPER SPARE PARTS WEBSITE

A vast library of replacement parts is now available at your fingertips with the Norton Clipper website. With our quick search and easy navigation, finding the ideal part for your machine has never been simpler.

The majority of Norton Clipper machines also feature a QR code that links to the spare parts website; helping you to find the correct spare part on your mobile phone.

You can find 24-hour access to important documents for each machine, such as brochures, spare part list manual, safety manuals and videos.



<https://spareparts.nortonabrasives.com>

AFTER-SALES SERVICE & SUPPORT

By choosing Norton Clipper machines, diamond tools & abrasives, you are choosing quality products designed for professional users. All machines and related accessories are guaranteed for one year (excluding normal wear).

ALL PRODUCTS ARE QUALITY CHECKED DURING MANUFACTURING

If, despite quality checks, during the period of warranty (see table below) following purchase, any fault arises, your Norton Clipper machine must be returned (complete) to the sales outlet where you purchased it, together with your invoice or sales receipt.

After testing with accessories by the sales outlet, the machine can be shipped for repair to your nearest Norton Clipper after-sales service centre.

In order to optimise repair efficiency, please fill out the Norton Clipper Repair Form, available on www.nortonabrasives.com.

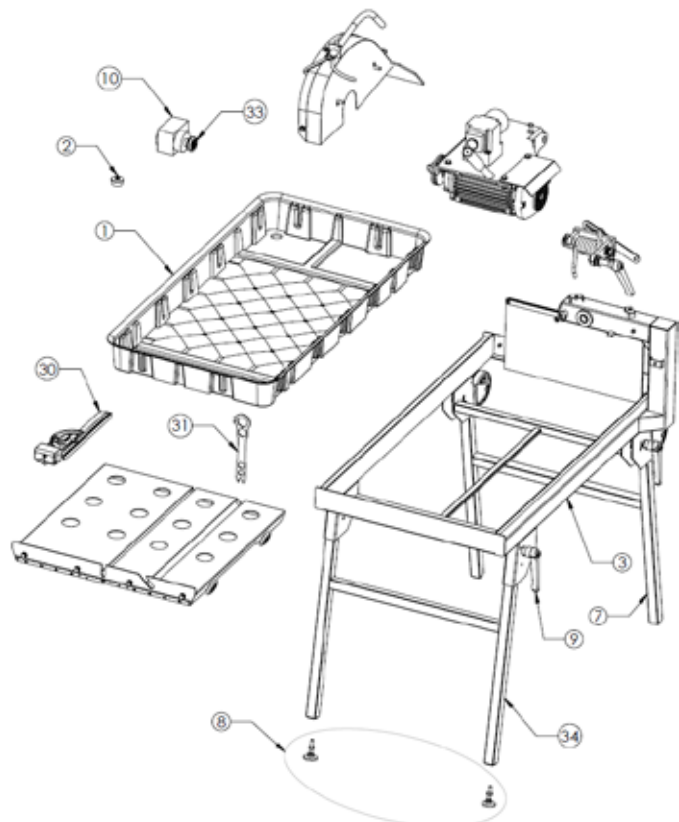
If the issue is with the internal combustion motor issue, please contact the local dealer directly.

If the warranty applies, the Norton Clipper after-sales team will return at its own expense the repaired and tested machine to the sales outlet. In case warranty doesn't apply due to incorrect use of the machine, a quotation for repair will be sent for approval before repair.

The repaired machine will be guaranteed for the time remaining until expiry of the original guarantee.

All spare parts are available even after the machine has been taken off the market.

CDM range	2 years
Battery machines (with Honda motor)	2 years
CP512/CP514	6 month
Others	1 year



spareparts.nortonabrasives.com



A COMPLETE RANGE

A leading abrasive brand in the construction industry for over 50 years with performance optimised machines and diamond cutting tools, the Norton Clipper range is now extended to include abrasives for hand, machine & floor sanding, cutting discs and grinding wheels, providing a complete offering for all applications in the construction industry.



CUTTING DISCS & GRINDING WHEELS

For use on multiple materials including steel-inox, steel and stone.

MACHINE & HAND SANDING

Abrasives for belt machines, eccentric, orbital, delta sanders and angle grinders.

Whether sanding wood, paint, metal, plaster, filler or varnish, a specialist product is available. All sanding sheets featured can be used by hand or with a sanding block.



FLOOR SANDING

A selection of belts and discs in a variety of grits and sizes for dimensioning, intermediate grinding and polishing applications.



WOOD

Four applications, four great ranges, for professionals. Solutions for wood & composites, veneer & laminates, aluminium and multi-materials.

INNOVATIONS

DELIVERING INNOVATIVE EXCELLENCE

Investing in R&D, stimulating the generation of new ideas, and increasing the speed at which cutting-edge science is transformed into market-ready products, are key priorities for Norton Clipper.

Product innovations are clearly highlighted throughout this catalogue. Norton Clipper's innovative approach is just one of the reasons for its position as the world's leading manufacturer of abrasives; specialising in everything from light equipment to diamond tools for building and construction.

Cutting edge innovation like the i-HDTM diamond blades are among the longest lasting and fastest blades in the market: our i-HDTM manufacturing process guarantees customers unrivalled performance and safe operation.

Norton Clipper's multi award winning Silencio blades are recognised as the quietest blade worldwide (up to 30x noise reduction compared with a standard blade) whilst maintaining premium cutting performance. The patented Norton Clipper ellipsoidal gullets also increase the safety aspect of the product by reducing the risk of cracking the steel centre.



HIGH DENSITY DIAMOND BLADES



i-HD™ TECHNOLOGY

Norton's Infiltrated High Density technology (i-HDTM) combined with its patented diamond blades laser-welding process is the biggest breakthrough in diamond tools this century.

Through many years of research and development this revolutionary process delivers unrivalled performance, increased safety, lower energy manufacturing and a wide choice of segment design.

Infiltration achieves high uniform density across each whole segment without applying high pressure. This allows Norton Clipper to manufacture extremely robust segments that wear evenly, remain intact and perform well at higher cutting speeds.

The diamond grit is an integral part of the segment structure. During the patented process a special bond impregnates the core structure and binds the diamond grit into the segment. This ensures optimum use of the diamond grit, giving the diamond tools a long product life.

1

Form the segment core structure

2

Infiltrate the segment pores with unique bonding agent.

RESULT

A composite material with enhanced properties for limitless segment design.





**NO COMPROMISE,
JUST POWER!**

NORTON CLIPPER BATTERY RANGE

The Norton Clipper battery range offers a revolutionary solution for construction applications by providing powerful and versatile battery-powered machines. Unlike traditional equipment that relies on petrol or diesel engines, these battery-powered machines eliminate harmful exhaust fumes and offer reduced noise and vibration levels.



**UP TO 30x REDUCTION
IN CUTTING NOISE**



SILENCIO

Residential areas, city centres, schools and hospitals are especially sensitive to noise, with more and more local regulations preventing excessive noise pollutions.

With up to 17mm high segments and a bespoke specification for each application, Norton Clipper Silencio is our most efficient diamond blade for granite, concrete and general purpose materials, while protecting the surrounding area from disturbing cutting noise.

DID YOU KNOW?

Hand-Arm Vibration syndrome can be caused by excessive use of power tools such as hand-held cut-off saws or grinding machines. With this in mind, Norton Clipper has developed the CS451 Floor Saw and EXTREME CG Comfort Grinding Cup both of which reduce vibration levels and optimise operator comfort with built-in vibration dampening technology.



CS451 FLOOR SAW

Robust, functional and reduces vibration levels by 40% for improved user comfort.

Optimised weight distribution for outstanding cutting performance, wet or dry.



EXTREME CG Comfort

The latest development in grinding cup technology. Allows you to work 4x longer!

Once you have tried it, there is no going back!

HAND-ARM VIBRATION LEVEL GUIDE

Hand / arm	< 2,5 m/s ²	≥ 3,5 m/s ²	≥ 4,5 m/s ²
Body	< 0,8 m/s ²	≥ 1,15 m/s ²	≥ 2,5 m/s ²

Work time



8
hours



4
hours



2
hours

MERCHANDISING SOLUTIONS

Norton Clipper branded display kits feature a selection of components that can be tailored to different product and merchandising requirements. Additionally we offer a range of portable displays and a suite of point-of-sale graphic templates.

STANDS DISPLAY KITS



DISPLAY KITS

The complete kit comes with all components needed to create a full display for all Norton Clipper products.

KIT CONTAINS: Base x1, pegboards x4, header x1, shelf x1, legs x2, single pegs x20, euro hooks x15

DESCRIPTION	QTY	ITEM No.	EAN	PRICE (€)
Complete kit with light	1	410048416	5900442682541	###,##
Complete kit without light	1	410048415	5900442682534	###,##

ACCESSORIES

Accessories can be ordered separately if required.

NORTON CLIPPER HEADER WITH LIGHT OR WITHOUT LIGHT



SHELF WITH ENDS



SHELF



DRILL MOTOR HOOKS x2



EURO HOOKS x35



COREBIT HOOK
1 1/4" & 1/2" M
up to Ø150mm



BAR

PIN



DESCRIPTION	QTY	ITEM No.	EAN	PRICE (€)
Header with light	1	410082634*	-	###,##
Header without light	1	410082633*	-	###,##
Shelf	1	410059872*	-	###,##
Shelf with ends	1	510157137*	5450248777090	###,##
Drill motor hooks x2	1	510116152*	5901720160355	###,##
Eurohooks x35	1	410081866*	5903112918018	###,##
Core Drillhook	1	510120422*	5450248756699	###,##
Orange bar 1m	1	510184796	-	###,##
Orange pin	1	510184797	-	###,##

*Made to order

POINT-OF-SALE GRAPHICS

A complete set of graphic templates have been created for each of our product ranges per market. As our product portfolio varies per customer, language, and country, our point-of-sale templates can be adapted to cater for all requirements. For information about tailored designs please contact your local sales representative.

POINT-OF-SALE GRAPHICS

Graphic templates can be adapted to suit your requirements.

For information about tailored designs please contact your local sales representative.

EXAMPLE TEMPLATES

HEADERS



BUS STOPS



DISPLAY STANDS



DRILLING STAND

Drilling Motor POS graphics available on request

KIT CONTAINS:

Base x1, pegboard with 2 sides, shelves x3, drilling motor hooks x8, euro hooks x10

H: 2295mm x W: 1000mm x D: 1000mm

ITEM No.	EAN	QTY	PRICE (€)
510116151	510116151	1	###,##



MANUAL TILE CUTTERS DISPLAY

The complete kit with components needed to create a display for tile cutters. (tile cutters not included)

H: 1650mm x W: 1650mm x D: 780mm

ITEM No.	EAN	QTY	PRICE (€)
410170944	-	1	###,##



UNIVERSAL DISPLAY

Portable display for Petrol Saws (CP500), Tile Saws, Drill Motors, Grinding Machines with English point-of-sale graphic

KIT CONTAINS:

Base x1, header x1, shelf x4, pins x2, euro hooks x4

H: 1600mm x W: 1200mm x D: 800mm

ITEM No.	EAN	QTY	PRICE (€)
510109555	-	1	###,##



COUNTER TOP DIAMOND CUP DISPLAY

Countertop portable Cup Grinder display. Available in multiple languages. 125mm Diamond cup grinder to be purchased separately.

L: 70mm x H: 280mm x W: 190mm

ITEM No.	EAN	LANGUAGE	QTY	PRICE (€)
00510126407	5450248704546	EN	1	###,##
00510129654	5450248721437	FR	1	###,##
00510129655	5450248718796	DE	1	###,##

NORTON CLIPPER "TENT"

High quality and easy to assemble 3x3m tent, constructed with an aluminium frame to give a total weight of 32kg.

Ideal for trade fairs.

ITEM No.	EAN	QTY	PRICE (€)
00510146568	5450248753131	1	###,##



GOODIES



NORTON CLIPPER MUG

High quality ceramic mug printed in full colour. Dishwasher safe.

- Diameter: 8cm
- Length: 9,3cm
- Weight: 300g
- Volume: 400 ml

ITEM No.	EAN	QTY	PRICE (€)
510146564	5450248753100	1	###,##



NORTON CLIPPER CAP

Brushed Twill Cap. Black 100% brushed cotton, 6 panels, ventilation point, stitching on the screen, satin sweatband, silver metal clasp, front reinforcement.

ITEM No.	EAN	QTY	PRICE (€)
510146565	5450248753117	1	###,##



MAGNIFYING GLASSES – MESSLUPE

8x magnifying glass including a scale with 0.1mm intervals allowing to have a closer look at the grit of diamond tools

ITEM No.	EAN	QTY	PRICE (€)
510016356	5450248803195	1	###,##



NORTON CLIPPER NOTEBOOK

A5 notepad with 96 cream coloured pages, lined paper, storage pocket, hard cover and bookbinding.

- Length: 21cm
- Thickness: 1,8cm
- Width: 14cm
- Weight: 296g

ITEM No.	EAN	QTY	PRICE (€)
510146567	5450248753124	1	###,##



NORTON CLIPPER UMBRELLA

Foldable umbrella. 21.5" umbrella with metal frame, metal ribs and plastic handle. Delivered with a cover. 190T polyester.

- Weight: 227g
- Length: 24cm
- Diameter: 87cm

ITEM No.	EAN	QTY	PRICE (€)
510152843	5450248765424	1	###,##



SUPPORTING SUSTAINABILITY IN THE ABRASIVES INDUSTRY

Mitigating climate change means decarbonizing our economies, and here at Saint-Gobain, the goal is simple: by 2050 we must not emit any more carbon than we absorb. We must be carbon neutral, we must preserve our planets assets such as water and rare earth, and we must limit the waste that we generate.

This commitment is rooted in a history of reducing our environmental impact and it is inseparable from our ambition to provide our customers with solutions to decarbonize and reduce their own environmental footprint. Our net zero ambition is also a concrete expression of our purpose, Making the world a better home!

SUSTAINABILITY IS AT THE CORE OF WHAT WE DO, WE HAVE CLEAR COMMITMENTS **BUILT AROUND FIVE PILLARS:**

SUSTAINABILITY AS A DRIVER FOR GROWTH



- Decarbonisation of our customers' applications
- By 2030 100% of products covered by Environmental product declaration / Life Cycle Assessment (ISO 14040)
- Circular economy, recycling services, eco-innovation

LIMIT OUR ENVIRONMENTAL IMPACT



- By 2030 reduce energy consumption and CO₂ emissions by -33% (Scope 1 and 2)
- -50% water withdrawal and reuse by 2030
- Reduction of waste to landfill, and reuse and recycle
- Increased biodiversity and reduced pollution
- -80% of non-valorised residues by 2030

TAKE ACTIONS ACROSS THE SUPPLY CHAIN



- Reduction of -16% CO₂ value chain emissions by 2030 (Scope 3)
- Decarbonizing our transportation
- 100% of packaging recyclable, >30% of recycled or bio-sourced packaging content by 2030

SOLUTIONS WITH END-USERS' SAFETY, HEALTH, COMFORT AND WELLBEING AT HEART



- Customer centricity on safety, health, comfort & wellbeing
- Surface solutions to reduce vibration, noise, dust, VOC
- Greener solutions that respect the planet and the people
- 100% REACH compliant

ENCOURAGE EMPLOYEE ENGAGEMENT



- Awareness and education programs
- Ambassador networks and employee ideation

To understand more and to see practical examples of the steps that we've taken and targets that we work to, for each of these five pillars, please ask your sales representative or visit:

www.nortonabrasives.com

PRODUCT QUALITY STANDARDS & USER SAFETY ON SITE

DIAMOND TOOLS, CUTTING DISCS & GRINDING WHEELS

Products that rotate are of particular danger and at Saint-Gobain Abrasives we take every precaution to ensure your health and safety is always at the heart of everything we do. Safety & quality are our priority and all Norton Clipper diamond tools & abrasives are manufactured to the most stringent European health, safety & environmental standards for use in the toughest construction environments.

oSa - ORGANISATION FOR SAFETY OF ABRASIVES

Saint-Gobain Abrasives is one of the founding members of the Organisation for Safety of Abrasives (oSa). All member companies of oSa have to implement strict manufacturing, safety and quality standards that comply with the requirements of EN13236 and EN12413, and are regularly audited to ensure conformity. The oSa symbol displayed on an abrasive or diamond product is a further guarantee to the user of product safety and quality.

EN13236 - STANDARDS FOR DIAMOND TOOLS

The European Standard EN13236 governs the safety requirements for super abrasive (diamond) products. User safety has always been Norton Clipper's top priority. Norton Clipper and Saint-Gobain Abrasives have taken an active role in the compilation of this safety standard, through the FEPA, the Federation of European Producers of Abrasives.

EN12413 - STANDARDS FOR CUTTING DISCS & GRINDING WHEELS

This standard highlights that these types of cutting discs and grinding wheels have a use by date. This "use by" date must be permanently marked into the central metal rim of every disc.

SNAS

The Syndicat National des Abrasifs et Super Abrasifs (National Union of Abrasives and Superabrasives) are a professional body within the European abrasives sector of which Norton Clipper is a member. SNAS represent 35 companies within France and are primarily focussed on promoting the safe use of abrasives and supporting the ethical development of its members.

FEPA

Norton Clipper are proud to be an active member of FEPA – the Federation of European Producers of Abrasives. This association is a World leading body in the abrasives industry, representing the European markets and continually informing its members on the evolution of the regulatory frameworks globally. FEPA also supports its members with a wide range of technical, legal and scientific services, to ensure that they are able to anticipate future challenges within the abrasives sector.

EN 847-1

All Norton Clipper TCT blades comply with the EN 847-1 standard and each product is laser engraved to ensure full traceability. Please note that if the steel centre of any blade becomes cracked, the blade cannot be repaired and must be discarded.



MACHINES

We provide operating devices which both comply with safety standards and ensure high level of performance even in difficult conditions. Our machines comply with the following European Directives:

EUROPEAN DIRECTIVE 2006/42/EC ON MACHINERY

This Directive provides the regulatory basis for the harmonisation of the essential health and safety requirements for machinery at European Union level. It guarantees a high level of protection to EU workers and citizens.

LOW VOLTAGE DIRECTIVE 2014/35/UE

Part of our product range includes electrical motors, and our design complies with Low Voltage European directives. As for all directives, we go further than mandated instructions to provide our customers highly reliable and safe working conditions.

ELECTROMAGNETIC COMPATIBILITY DIRECTIVE 2014/30/UE

In the construction business, Norton Clipper machines are used in many places, close to either professional or domestic equipment which can be sensitive to electromagnetic disturbances. We take this risk into account and can ensure that our design complies with Electromagnetic Compatibility European Directive.

SAFETY REGULATIONS & STANDARDS

Saint-Gobain Abrasives is actively involved in the elaboration of specific Safety Regulations and Standards like type C harmonized European standards issued from the European Directive 2006/42/EC on machinery:

EN 12418 Masonry and stone cutting-off machines for job site - Safety

EN 12348 Core drilling machines on stand – Safety

EN 13862 Floor cutting-off machines – Safety

SO 19432 Portable, hand-held, internal combustion engine driven cut-off machines

SAFETY & INFORMATION PICTOGRAMS

Do not use for face grinding (ISO 7010)	Do not use with hand-held grinding machine (ISO 7010)	Do not use for wet grinding (ISO 7010)	Only suitable for wet grinding	Wear eye protection (ISO 7010)	Wear protective gloves (ISO 7010)	Only to be used with a back-up pad	Wear ear protection (ISO 7010)	Wear a mask (ISO 7010)	Refer to instruction manual/booklet (ISO 7010)	
Wet use only	Dry use only	Wet & dry use	Do not use if damaged	Do not use if damaged	Danger : risk of cut	Danger : risk of cut	Never move the machine with the blade running idle	Blade direction of rotation	Do not lift the machine from here	Lift from here

DIAMOND TOOL PRODUCT INDEX


CONCRETE & REINFORCED CONCRETE




UNIVERSAL BUILDING MATERIALS



GRANITE, MARBLE & NATURAL STONE



ASPHALT & ABRASIVE MATERIALS



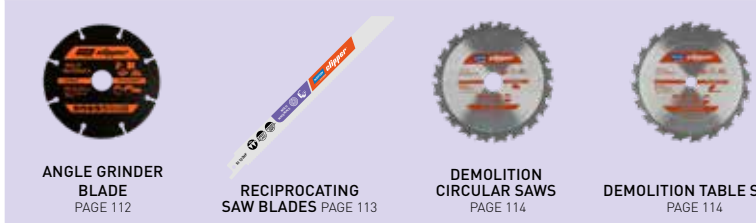
OTHER TOOLS



BLADES FOR WOOD & COMPOSITES



BLADES FOR MULTI-MATERIALS



UNIVERSAL BUILDING MATERIALS



EXTREME BETON
SILENCIO WS
PAGE 41



EXTREME BETON LB
PAGE 41



EXTREME
UNIVERSAL TURBO
PAGE 44



PRO UNIVERSAL
TURBO
PAGE 45



CLASSIC
UNIVERSAL TURBO
PAGE 45



STANDARD
UNIVERSAL TURBO
PAGE 45



EXTREME
UNIVERSAL
SILENCIO
PAGE 46



EXTREME
UNIVERSAL LASER
PAGE 47



PRO UNIVERSAL
SILENCIO
PAGE 48



PRO UNIVERSAL
TP-V
PAGE 52



EXTREME CG
PAGE 53



PRO CG
PAGE 53



CLASSIC CG
PAGE 53



EXTREME
CG COMFORT
PAGE 54



PRO CG-PCD
PAGE 54



CLASSIC CG-PCD
PAGE 54



EXTREME
CUT'N'GRIND
PAGE 55



PRO CUT'N'GRIND
PAGE 55

CERAMIC & PORCELAIN TILES



EXTREME CERAMIC
TURBO
PAGE 62



EXTREME CERAMIC
PAGE 63



EXTREME CERAMIC
SOFT
PAGE 63



NEW
EXTREME GRES
PAGE 64



PRO CERAMIC
PAGE 65



CLASSIC CERAMIC
TURBO
PAGE 65



CLASSIC CERAMIC
PAGE 66



STANDARD CERAMIC
PAGE 66



X-LOCK CERAMIC
PAGE 66



EXTREME RC465
STRONA 79



EXTREME RC525
PAGE 79



EXTREME RC540
PAGE 80



EXTREME RC575
PAGE 80



PRO BETON
PAGE 81



PRO ZDM 200
PAGE 81



PRO ZDM 944T
PAGE 81

OTHER TOOLS



NEW
CG PREP WINGS
STRONA 251



NEW
CG GRIND WINGS
PAGE 253



NEW
POLISH RESIN
PADS
PAGE 256



NEW
FINISH NW
PADS
PAGE 256



NEW
CONCRETE
CHEMICALS
PAGE 257



NEW
CLEAN BRUSH
PAGE 258


MULTI-MATERIAL



PRO 4x4 EXPLORER
PAGE 58



NEW
STANDARD ALL
MATERIALS
PAGE 59



INVINCIBLE BLADES
PAGE 59

BLADES FOR VENEER & LAMINATES



CIRCULAR SAW / TABLE
SAW
PAGE 115



JIGSAWS
PAGE 116

BLADES FOR ALUMINIUM



JIGSAWS
PAGE 117



CIRCULAR SAW /
TABLE SAW
PAGE 118

MACHINE INDEX

MANUAL TILE CUTTERS

TILE SAWS



CPM 640 & CPM 935
PAGE 132



CPM 1200
PAGE 132



TT180 BM
PAGE 135



TT200 EM
PAGE 136



TT251
PAGE 137



TR202
PAGE 138



TR232 S
PAGE 139

MASONRY SAWS



CPS 41
PAGE 147



CM35 MINI CLIPPER
PAGE 148



CGW
PAGE 149



CM352
PAGE 150



NEW
CM350 B
PAGE 151



CM42
PAGE 152



CM400 JUNIOR
PAGE 153



CM401
PAGE 154



CM450 JUNIOR
PAGE 155



CST120 UNO
PAGE 156

COMPACTORS



CFP 11W
PAGE 174



CFP 13W
PAGE 174



CFP 14W-P
PAGE 175



CFP 14W-D
PAGE 175



CFP 16W
PAGE 175



CRP 21-P
PAGE 175



CRP 21-D
PAGE 175



NEW
CFP13 WB
PAGE 176



NEW
CR11 B
PAGE 176



CR 16
PAGE 177

FLOOR SAWS



SPEEDY CART
PAGE 182



NEW
CS352
PAGE 183



CS451
PAGE 185



NEW
CS502
PAGE 186



NEW
CS1-500
PAGE 187



CSB1
PAGE 188-189



NEW
CS700
PAGE 190

FLOOR GRINDERS



CG 252
PAGE 236



NEW
CG 280
PAGE 237



NEW
CG 400
PAGE 238



NEW
CG 450 UNO
PAGE 239



NEW
CG 550 UNO
PAGE 240



NEW
CG 550
PAGE 241



NEW
CG 650
PAGE 242



NEW
CG MULTI 430
PAGE 243



NEW
CG WOOD 430
PAGE 244



NEW
CG CLEAN 430
PAGE 245

VACUUMS



NEW
CV 270
PAGE 226



CV 402
PAGE 267



NEW
CV 430 P
PAGE 268



NEW
CV 430 I
PAGE 268



NEW
CV 170
PAGE 269



NEW
CV 340
PAGE 270



NEW
SCV 27
PAGE 271

DRILL MOTORS & DRILLING RIGS



TR232 L
PAGE 140



TR252
PAGE 141



NEW
CDM 204
PAGE 204



NEW
CDM354
PAGE 205



CDR 133/163
PAGE 206



CDR 253/353
PAGE 207



CDP ROBO 301/351
PAGE 209

MASONRY SAWS



CST100/120/150
PAGE 157



CST100/120 ALU
PAGE 158



CM501
PAGE 159



ISM/ISC
PAGE 160



CM70 ALU
PAGE 161



JUMBO 651
PAGE 162



JUMBO 900/1000
PAGE 163



CM 1000 JUMBO
PAGE 164

BAND SAWS



CB311
PAGE 165



CB511/651
PAGE 166

HANDHELD CUT-OFF SAWS



CP512
PAGE 197



CP514/CP514 iLUBE
PAGE 197

WALL CHASERS



SC181
PAGE 198



SC401
PAGE 198

FLOOR SAWS (ELECTRIC)



NEW
CS352 B
PAGE 184



CS451ET
PAGE 191



CS451E
PAGE 191



CS7,5
PAGE 192

POWER FLOATS



CT601
PAGE 219



NEW
CT601 B
PAGE 220



CT901 MP
PAGE 221



CT901 HP
PAGE 222



CT1201
PAGE 223

MITRE SAWS



CWM 216/254
PAGE 113



STAND
PAGE 113



NEW
CWT 255
PAGE 120



NEW
CWT 315
PAGE 113



NEW
CWT 450
PAGE 113

SINGLE-HEAD HANDHELD



CG125
PAGE 232



CG180
PAGE 232

DIAMOND BLADE RECOMMENDATION GUIDE

	Extreme Beton	Pro Beton	Classic Beton	Standard Beton	Extreme Universal Laser	Pro Universal Laser	Classic Universal Laser	Classic Universal	Standard Universal	Extreme Universal Turbo	Pro Universal Turbo	Classic Universal Turbo	Standard Universal Turbo	Extreme Cut 'n' Grind	Pro Cut 'n' Grind	Pro Universal Ductile
QUALITY	♦♦♦♦♦	♦♦♦♦	♦♦♦	♦♦♦	♦♦♦♦♦	♦♦♦♦	♦♦♦	♦♦♦	♦♦♦	♦♦♦♦♦	♦♦♦♦	♦♦♦	♦♦♦	♦♦♦♦♦	♦♦♦♦	♦♦♦♦
WET OR DRY	WET & DRY	WET & DRY	WET & DRY	WET & DRY	WET & DRY	WET & DRY	WET & DRY	WET & DRY	WET & DRY	WET & DRY	WET & DRY	WET & DRY	WET & DRY	WET & DRY	WET & DRY	WET & DRY
MACHINES																
DIAMETER (mm)	115-1200	230-600	115-400	115-350	300-1000	115-1000	115-1000	115-350	115-350	115-350	115-350	115-230	115-230	100-125	100-125	115-350
TECHNOLOGY	i-HD™	LASER	LASER	SINTERED	LASER	LASER	LASER	SINTERED	SINTERED	SINTERED	SINTERED	SINTERED	SINTERED	i-HD™	SINTERED	VACUUM
REINFORCED CONCRETE																
Hard concrete, kerbs & gutters	●●	●●	●	●												
Reinforced concrete, concrete lintels	●●	●	●	●												
UNIVERSAL																
Concrete block (3,6-7,3N)	●●	●●	●		●●	●●	●	●	●	●●	●●	●	●	●●	●	●
Calcium silicate blocks	●●	●●	●		●●	●●	●	●	●	●●	●●	●	●	●●	●	●
Concrete pavers	●●	●●	●		●●	●●	●	●	●	●●	●●	●	●	●●	●	●
Concrete with gravels	●●	●●	●		●●	●●	●	●	●	●●	●●	●	●	●●	●	●
Clay bricks/ceramic porous blocks	●●	●●	●		●●	●●	●	●	●	●●	●●	●	●	●●	●	●
Clinker bricks/facing tiles/terracota	●●	●●	●		●●	●●	●	●	●	●●	●●	●	●	●●	●	●
Vitrified clay pipes	●●	●●	●		●●	●●	●	●	●	●●	●●	●	●	●●	●	●
ASPHALT / ABRASIVE MATERIALS																
Asphalt																
Asphalt over concrete																
Green concrete																
CERAMICS																
Porcelain tiles																
Ceramic and Porcelain tiles																
NATURAL STONE																
Granite														●	●	●
Marble														●	●	
Sandstone														●	●	●
Limestone														●	●	●
OTHER MATERIALS																
Cast iron																●
Fiberglass, PVC, rubber																●

PERFORMANCE KEY

- **RECOMMENDED**
Ideally suited for this application
- **ACCEPTABLE**
Either the blade life or cutting speed could be affected

Extreme CG	Pro CG	Classic CG	Pro 4x4 Explorer	Invincible	All materials 4x4 standard	Extreme Asphalt	Pro Asphalt	Classic Asphalt	Extreme Green concrete	Pro Green concrete	Extreme Ceramic Turbo	Extreme Ceramic	Pro Ceramic	Classic Ceramic	Standard Ceramic	Extreme Granite	Pro Granite Turbo	Pro Granite	Pro Marmo
◆◆◆◆◆	◆◆◆◆	◆◆◆	◆◆◆◆			◆◆◆◆◆	◆◆◆◆	◆◆◆	◆◆◆◆◆	◆◆◆◆	◆◆◆◆◆	◆◆◆◆◆	◆◆◆◆	◆◆◆		◆◆◆◆◆	◆◆◆◆	◆◆◆	◆◆◆◆
WET & DRY	WET & DRY	WET & DRY	WET & DRY	WET & DRY	WET & DRY	WET & DRY	WET & DRY	WET & DRY	WET	WET	WET & DRY	WET	WET & DRY	WET & DRY	WET & DRY	WET & DRY	WET & DRY	WET & DRY	WET & DRY
100-180	100-180	100-180	115-500	115-150	115-350	300-1000	300-600	300-600	300-350	300-350	115-300	200-350	115-350	115-350	115-230	230-900	115-400	300-600	50-350
i-HD™	i-HD™	i-HD™	LASER	i-HD™	LASER	i-HD™	LASER	LASER	LASER	LASER	SINTERED	SINTERED	SINTERED	SINTERED	SINTERED	i-HD™	LASER	LASER	E/PLAT-ED
●●	●●	●	●	●	●														
●●	●	●	●	●	●														
●●	●●	●	●●	●●	●														
●●	●	●	●●	●●	●	●	●												
●	●	●	●●	●●	●														
●	●	●	●●	●●	●														
●	●	●	●●	●●	●														
			●	●	●	●●	●●	●	●	●									
			●	●	●	●	●	●	●	●									
			●	●	●	●	●	●	●●	●●									
											●●	●●	●●	●	●				
											●●	●●	●●	●	●				
●	●	●	●	●	●											●●	●●	●●	●
																●	●	●	●●
			●	●	●											●●	●●	●●	●
			●	●	●											●●	●●	●●	●
			●	●	●														
			●	●	●														

**ONE
BOND**
SAINT-GOBAIN

Transforming
surfaces
...and beyond

**DISCOVER OUR
NEW RANGE!**

SAINT-GOBAIN SURFACE SOLUTIONS

ADHESIVES AND SEALANTS FOR BUILDING MATERIALS



FOR BONDS THAT LAST.


SAINT-GOBAIN



SILICONE SEALANTS

Acetoxy silicones for sanitary sealing in bathrooms and kitchens, and neutral silicones for exterior applications with very low VOC emissions.



ACRYLIC SEALANTS

Acrylic sealants for interior use, and weather resistant acrylic grade for exterior applications with very low VOC emissions.



MS HYBRID SEALANTS

Multi-purpose and multi-material sealants and adhesives with very low VOC emissions.




POLYURETHANE SEALANTS

Strong, hard wearing, durable sealant for demanding operational conditions.



INSTANT BONDS

Fast, strong, easy to use multi-surface adhesives for smart repair.



GAP FILLERS

Strong, hard-wearing, durable epoxies and 2K CAs for demanding operational conditions.



CHEMICALS & ACCESSORIES

Perfect complement of the OneBond range. A comprehensive portfolio that addresses our customers' needs and offers a competitive edge.



TAPES

From precise masking to versatile double-sided adhesion and reliable strength for any task, our range of masking, double-sided, and duct-tapes is the ultimate solution for all market needs.



onebondadhesives.com



Onebond.UK



Onebond.UK



OneBond



DIAMOND TOOLS FOR

CONCRETE & REINFORCED CONCRETE

Discover our diamond blades especially designed for cutting of: reinforced concrete, cured concrete, kerb stones, concrete pipes, engineering bricks, facing bricks, refractory bricks, flagstones and paving stones, block paving, washed gravel concrete slabs, natural stone, flint, sandstone, limestone.



EXTREME BETON SILENCIO



~~LASER~~



Residential areas, city centres, schools and hospitals are especially sensitive to noise, with local regulations preventing excessive noise levels. With up to 17mm high segments and a bespoke specification for each application, Norton Silencio is our quietest diamond blade, reducing noise by up to 20x (-13 dB) compared to conventional blades when used on concrete, reinforced concrete, granite and building materials, while achieving a fast, efficient cut.

What makes Silencio different?

Winner of 10 innovation and safety awards, Silencio's patented technology relies on two features:

- A noise dampening layer is sandwiched between two sheets of steel which absorbs the cutting vibrations and sound of the product when in use.
- Patented 'off-set gullets' prevent whistling air flow around the diamond blade.
- Each blade is fine-tuned to provide the best possible noise reduction and cutting performance on a particular machine application.

**A PREMIUM CUTTING
SILENT DIAMOND BLADE**



MACHINES	Ø (mm)	BORE (mm)	SEGMENT H/W (mm)	ITEM NO.	EAN	PRICE (€)
	230	22,23	17/2,8	70184601168**	5450248702498	###,##
	300	20	15/3,2	70184629000	5450248398226	###,##
	300	25,4	15/3,2	70184642421	5450248498308	###,##
	350	20	15/3,2	70184647780**	5450248570998	###,##
	350	25,4	15/3,2	70184628999**	5450248398219	###,##
	350	25,4	15/3,2	70184628997	5450248398196	###,##
	400	20	15/3,2	70184694504	5450248688518	###,##
	400	25,4	15/3,2	70184643510	5450248510604	###,##
	450	25,4	15/3,2	70184631020	5450248450597	###,##
	500	25,4	15/3,2	70184630416	5450248440901	###,##

** IHD technology





EXTREME BETON



***LASER**

EXTREME BETON, NOW WITH I-HD™ TECHNOLOGY PRODUCES MANY BENEFITS FOR THE END USER, INCLUDING:

- Up to **20% faster cut rate** than the previous version.
- Up to **20% longer life** thanks to increased segment height, a high density and more even distribution of diamonds throughout the segment as well as better grain retention.
- Less vibration for a **smoother, more comfortable cut** and better cut quality.
- **60% stronger torque resistance** for exceptional safety thanks to the i-HD™ process.
- **Applications:** for concrete and reinforced concrete on angle grinder, cut of saw and floor saws up to more than 90 hp.



MACHINES	∅ (mm)	BORE (mm)	SEGMENT H/W (mm)	ITEM NO.	EAN	PRICE (€)
	115	22,23	12/2,2	70184630301	5450248414193	###,##
	125	22,23	12/2,2	70184630302	5450248414209	###,##
	230	22,23	15/3,0	70184647723	5450248569299	###,##
	300	20	15/3,0	70184647787	5450248570745	###,##
	300	25,4	15/3,0	70184647788	5450248570752	###,##
	350	20	15/3,2	70184647789	5450248570769	###,##
	350	25,4	15/3,2	70184647790	5450248570776	###,##
	400	20	15/3,2	70184693353	5450248572657	###,##
	400	25,4	15/3,2	70184693354	5450248572664	###,##
	450	25,4	15/3,8	70184602363	5450248727361	###,##
	500	25,4	15/3,8	70184601690	5450248709626	###,##
	600	25,4	15/4,4	70184601691	5450248709633	###,##
	700	25,4	15/4,4	70184601692*	5450248709640	###,##
	800	25,4	15/4,4	70184601693	5450248709657	###,##

* Available on request



NAME	MACHINE	POWER	∅ (mm)	BORE (mm)	SEGMENT H/W (mm)	ITEM NO.	EAN	PRICE (€)
Beton 10		20 - 30 hp	500	25,4	15/3,8	70184601696	5450248709701	###,##
		20 - 30 hp	600	25,4	15/4,4	70184601735	5450248710691	###,##
		20 - 30 hp	700	25,4	15/4,4	70184601999*	5450248717898	###,##
Beton 20		35 - 54 hp	600	25,4	15/4,4	70184694212*	5450248594475	###,##
		35 - 54 hp	700	25,4	15/4,4	70184694733	5450248693093	###,##
		35 - 54 hp	800	25,4	15/4,4	70184694735*	5450248693116	###,##
Beton 30		55 - 90 hp	600	25,4	15/4,4	70184694719*	5450248692966	###,##
		55 - 90 hp	700	25,4	15/4,4	70184694718*	5450248692959	###,##
		55 - 90 hp	800	25,4	15/4,4	70184694721*	5450248692980	###,##

* Available on request





BLADES FOR CONCRETE & REINFORCED CONCRETE FOR ANGLE GRINDERS, CUT-OFF SAWS, MASONRY & FLOOR SAWS

NEW PRO BETON BATTERY SILENCIO



- Specially designed to optimise the performance of battery powered floor saws like Norton Clipper CS350 B.
- The 12mm high laser welded segments offer a long life time and efficient cutting in concrete and reinforced concrete.
- Silencio steel center combined with a battery machine offers an unequaled working comfort.

MACHINES	Ø (mm)	BORE (mm)	SEGMENT H/W (mm)	ITEM NO.	EAN	PRICE (€)
	300	25,4	12/2,5	70184632960	5450248830597	###,##
	350	25,4	12/2,5	70184632962	5450248830610	###,##

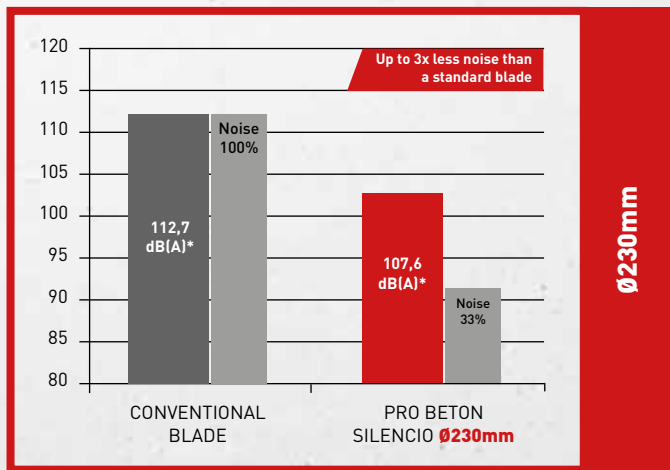


PRO BETON SILENCIO



- The Norton Clipper Pro Beton Silencio blade reduces noise by up to three times (-5 dB(A)) compared to conventional blades when used on an angle grinder thanks to a special steel core.
- Features 12mm high segments for longer life.
- It is specialised for use on reinforced concrete and building materials, helping you to cut quickly and efficiently in environments where noise and costs need to be kept to a minimum.
- Diameter 350mm has been developed for electric handheld machines such as the Norton Clipper CE414.

MACHINES	Ø (mm)	BORE (mm)	SEGMENT H/W (mm)	ITEM NO.	EAN	PRICE (€)
	230	22,23	12/2,6	70184602810	5450248741381	###,##
	350	25,4	12/2,8	70184603274	5450248753896	###,##



* Measurements recorded by LuxControl, an external laboratory. The certificate is available for consultation on request



BLADES FOR CONCRETE & REINFORCED CONCRETE FOR CUT-OFF SAWS, FLOOR SAWS & WALL SAWS



PRO BETON



LASER

- Laser welded blade for intensive use on a wide range of construction materials and reinforced concrete.
- For dry or wet cutting.
- Narrow gullet for great results on hard materials.

MACHINES	Ø (mm)	BORE (mm)	SEGMENT H/W (mm)	ITEM NO.	EAN	PRICE (€)
	230	22,23	12/2,8	70184612117*	5450248210498	###,##
	300	20	10/2,5	70184627058**	5450248372554	###,##
	350	20	10/2,8	70184627060**	5450248372578	###,##
	350	25,4	10/2,8	70184627061**	5450248372585	###,##
	400	25,4	10/3,2	70184627062**	5450248372592	###,##
	450	25,4	10/3,2	70184627063**	5450248372608	###,##
	500	25,4	10/3,8	70184627064**	5450248372615	###,##
	600	25,4	10/4,0	70184627065**	5450248372622	###,##



NEW

PRO BETON SOFT II



LASER

- Laser welded blade with 12mm high segments ensuring good performance and long life in concrete.
- Especially designed for use on floor saws and hand held petrol saws
- This blade features cutting depth indicators (up to Ø 450) that helps to monitor the cut
- Clear indication of the way of rotation on the steel center helps to mount the blade on the machine

MACHINES	Ø (mm)	BORE (mm)	SEGMENT H/W (mm)	ITEM NO.	EAN	PRICE (€)
	300	20	12/2,8	70184631807	5450248815334	###,##
	300	25,4	12/2,8	70184631808	5450248815341	###,##
	350	20	12/2,8	70184631809	5450248815358	###,##
	350	25,4	12/2,8	70184631590	5450248815303	###,##
	400	20	12/3,2	70184631810	5450248815365	###,##
	400	25,4	12/3,2	70184631591	5450248815310	###,##
	450	25,4	12/3,2	70184631602	5450248815327	###,##
	500	25,4	12/3,8	70184632393	5450248815372	###,##
	600	25,4	12/4,4	70184632394	5450248815389	###,##
	700	25,4	12/4	70184633217	5450248835295	###,##



CLASSIC BETON TURBO



LASER

- Laser welded diamond blade.
- For dry or wet cutting.
- Corrugated segments.

MACHINES	Ø (mm)	BORE (mm)	SEGMENT H/W (mm)	ITEM NO.	EAN	PRICE (€)
	115	22,23	10/2,4	70184694465	5450248687993	###,##
	125	22,23	10/2,4	70184694466	5450248688006	###,##
	230	22,23	10/2,6	70184694467	5450248688013	###,##
	300	20	10/3,2	70184694468	5450248688020	###,##
	300	22,23	10/3,2	70184602486	5450248730606	###,##
	350	20	10/3,2	70184694469	5450248688037	###,##
	350	25,4	10/3,2	70184694470	5450248688044	###,##
	400	20	10/3,2	70184601392	5450248707493	###,##
	400	25,4	10/3,2	70184694471	5450248688051	###,##





BLADES FOR CONCRETE & REINFORCED CONCRETE FOR ANGLE GRINDERS, CUT-OFF SAWS, MASONRY & FLOOR SAWS

CLASSIC BETON



LASER

- An economical solution.
- Laser welded blade.
- Dry or wet cutting.

MACHINES	Ø (mm)	BORE (mm)	SEGMENT H/W (mm)	ITEM NO.	EAN	PRICE (€)
	300	20	10/2,8	70184626869	5450248353621	###,##
	300	25,4	10/2,8	70184626870	5450248353638	###,##
	350	20	10/2,8	70184626871	5450248353645	###,##
	350	25,4	10/2,8	70184626872	5450248353652	###,##
	400	25,4	10/3,2	70184626873	5450248353669	###,##
	450	25,4	10/3,2	70184626874	5450248353676	###,##
	500*	25,4	10/3,4	70184694416*	5450248687429	###,##
	600*	25,4	10/3,6	70184694417*	5450248687436	###,##

* 500-600mm with undercutting protection segments



STANDARD BETON TURBO



- Sintered segmented blade with a TURBO shape.
- More aggressive cut on harder materials.
- For cutting light reinforced concrete and harder building materials.

MACHINES	Ø (mm)	BORE (mm)	SEGMENT H/W (mm)	ITEM No.	EAN	PRICE (€)
	115	22,23	8/2,6	70184608578	5450248776277	###,##
	125	22,23	8/2,8	70184608579	5450248776284	###,##
	230	22,23	9/3,4	70184608580	5450248776291	###,##
	300	20	10/3,7	70184608581	5450248776307	###,##
	350	25,4/20	10/4	70184608582	5450248776314	###,##



EXTREME BETON WALL SAW




LASER



- The new generation of wall saw blades with i-HD™ technology for the fastest cut ever.
- For electric or hydraulic wall saw machines.

MACHINES	Ø (mm)	BORE (mm)	BORE PATTERN	SEGMENT H/W (mm)	ITEM NO.	EAN	PRICE (€)
	700	25,4	-	15/3,8	70184608387	5450248771739	###,##
	800	60	-	15/3,8	70184607703	5450248763529	###,##
	800	60	Hydrostress	15/4,8	70184607705	5450248763543	###,##
	1000	60	-	15/4,8	70184607730	5450248763901	###,##



Other patterns available on demand

BLADES FOR CONCRETE & REINFORCED CONCRETE FOR CUT-OFF SAWS, FLOOR SAWS & WALL SAWS



EXTREME BETON SILENCIO WALL SAW




LASER

- Wall saw blade with noise reduction technology.
- For electric or hydraulic wall saw machines.

MACHINES	Ø (mm)	BORE (mm)	BORE PATTERN	SEGMENT H/W (mm)	ITEM NO.	EAN	PRICE (€)
	800	60	-	14/4,8	70184628513*	5450248565994	###,##

* Available on request



EXTREME BETON LB



- Speciality blades for loop cutting on floor saws.
- For concrete and reinforced concrete.

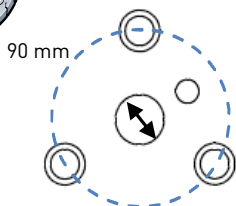
MACHINES	Ø (mm)	BORE (mm)	SEGMENT WIDTH (mm)	ITEM NO.	EAN	PRICE (€)
	350	25,4	10	70184629326*	5450248566298	###,##

* Available on request



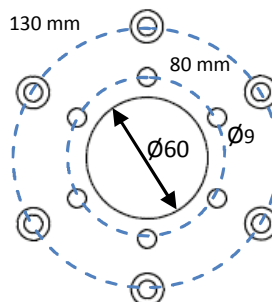
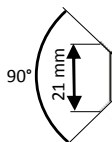
Clipper's Tip

BORE PATTERNS



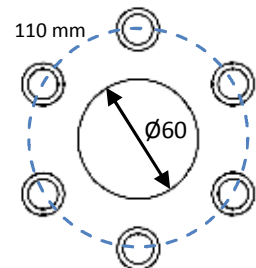
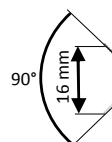
TS5

3 conical holes for countersunk M10 screws on a 90mm circle.
Bore 25,4mm



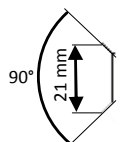
HYDROSTRESS

6 conical holes for countersunk M8 screws on a 130mm circle
6 holes Ø9mm on a 80mm circle
Bore 60mm



TS20

6 conical holes for countersunk M10 screws on a 110mm circle
Bore 60mm





DIAMOND TOOLS FOR

UNIVERSAL BUILDING MATERIALS

Discover our diamond blades especially designed for cutting of: cured concrete, kerb stones, concrete pipes, bricks, block paving, flagstones and paving stones, washed gravel concrete slabs, natural stone, sandstone, limestone, flint.



EXTREME UNIVERSAL TURBO



WHEN PERFORMANCE MEETS DESIGN

The Extreme Universal blade cuts all medium to hard construction materials, fast.

- 12mm impregnated diamond segments provide very long life.
- Arrow shaped inserts on the blade protect the steel core for reduced blade wear, as well as indicating the correct direction for rotation.
- The ventilated waved steel centre reduces heat which aids blade rigidity during dry cutting.
- The corrugated continuous rim enables smooth, high quality cutting and ease of use. It also cuts more aggressively on hard materials.
- Ideal for use on a very wide range of medium to hard construction materials, block paving, granite, natural stone, roof tiles and hard tiles.



MACHINES	Ø (mm)	BORE (mm)	SEGMENT H/W (mm)	ITEM NO.	EAN	PRICE (€)
	115	22,23	12/1,8	70184623598	5450248236863	###,##
	125	22,23	12/2,0	70184623599	5450248330868	###,##
	230	22,23	12/2,8	70184623180	5450248234692	###,##
	300	20	12/2,8	70184611230	5450248174042	###,##
	300	25,4	12/2,8	70184611236	5450248174417	###,##
	350	20	12/3,2	70184611427	5450248183907	###,##
	350	25,4	12/3,2	70184611561	5450248186960	###,##
	230	70/22,23 + Flange	12/2,8	70184623448	5450248329336	###,##



PRODUCT FEATURES



12mm HIGH SEGMENTS WITH WAVED STEEL CENTRE



ROTATIONAL DIRECTION

QUICK FIX




The Quickfix system allows the bore of a blade to be adjusted in order to fit machines with different arbor/shaft diameters. There are 2 versions, the first allows a blade with a 25,4mm bore to be fitted to a machine with a 22,23mm arbor/shaft. The second allows a blade with either a 25,4mm or 22,23mm bore to be mounted on a machine with a 20mm arbor/shaft.

The system complies with the requirements of European Standard EN 13236.

MACHINES	BORE OF BLADE (mm)	BORE OF MACHINE (mm)	ITEM NO.	EAN	PRICE (€)
	25,4	22,23	70184623894	5450248236528	###,##
	25,4/22,23	20	70184622589	5450248233176	###,##













PRO UNIVERSAL TURBO



- 12mm high continuous rim blade.
- Ideal for use on general materials and stone.
- Reinforcement flanges around the bore ensure rigidity and straight cutting under the most demanding conditions.
- Use dry or wet.

MACHINES	∅ (mm)	BORE (mm)	SEGMENT H/W (mm)	ITEM NO.	EAN	PRICE (€)
	115	22,23	12/2,1	70184610314	5450248007616	###,##
	125	22,23	12/2,1	70184610315	5450248007623	###,##
	150	22,23	12/2,5	70184610316	5450248007630	###,##
	180	22,23	12/2,5	70184610317	5450248007647	###,##
	230	22,23	12/2,8	70184610267	5450248005223	###,##
	300	20	12/3,2	70184610259	5450248004905	###,##
	350	20	12/3,2	70184610334*	5450248007982	###,##
	350	25,4	12/3,2	70184610336	5450248008002	###,##






* Available on request



CLASSIC UNIVERSAL TURBO



- An economical solution.
- Continuous rimmed blade.
- Use dry or wet.




MACHINES	∅ (mm)	BORE (mm)	SEGMENT H/W (mm)	ITEM NO.	EAN	PRICE (€)
	115	22,23	10/2,2	70184626814	5450248353188	###,##
	125	22,23	10/2,2	70184626815	5450248353195	###,##
	180	22,23	10/2,4	70184626816	5450248353201	###,##
	230	22,23	10/2,6	70184626818	5450248353225	###,##
	300	20	10/3,2	70184626822	5450248353263	###,##
	350	25,4	10/3,2	70184626824	5450248353294	###,##
	125	M14	10/2,0	70184629695	5450248405832	###,##
	230	70/22,23 + Flange	10/2,6	70184626819	5450248353232	###,##



STANDARD UNIVERSAL TURBO



- Sintered continuous rim blade with a TURBO shape.
- Aggressive cut on harder materials.
- Better quality of cut thanks to its continuous rim.
- Ideal for hard materials that need a good quality of cut (rooftiles).

MACHINES	∅ (mm)	BORE (mm)	SEGMENT H/W (mm)	ITEM No.	EAN	PRICE (€)
	115	22,23	10/2,5	70184608560	5450248776154	###,##
	125	22,23	10/2,8	70184608561	5450248776161	###,##
	230	22,23	10/3,2	70184608563	5450248776185	###,##
	300	20	10/3,2	70184608570	5450248776192	###,##



EXTREME UNIVERSAL SILENCIO



LASER



Residential areas, city centres, schools and hospitals are especially sensitive to noise, with local regulations preventing excessive noise levels. With up to 15mm high segments and a bespoke specification for each application, Norton Silencio is our quietest diamond blade, reducing noise by up to 30x (-15 dB) compared to conventional blades when used on concrete, granite and building materials, while achieving a fast, efficient cut.

What makes Silencio different?

Winner of 10 innovation and safety awards, Silencio's patented technology relies on two features:

- A noise dampening layer is sandwiched between two sheets of steel which absorbs the cutting vibrations and sound of the product when in use.
- Patented 'off-set gullets' prevent whistling air flow around the diamond blade.
- Each blade is fine-tuned to provide the best possible noise reduction and cutting performance on a particular machine application.

A PREMIUM CUTTING SILENT DIAMOND BLADE



MACHINES	Ø (mm)	BORE (mm)	SEGMENT H/W (mm)	ITEM NO.	EAN	PRICE (€)
	300	25,4	15/2,8	70184640269	5450248456209	###,##
	350	25,4	15/2,8	70184628998	5450248398202	###,##
	350	25,4	15/2,8	70184633200	5450248834847	###,##
	400	25,4	15/3,1	70184640270	5450248456216	###,##
	450	25,4	15/3,1	70184694368*	5450248686699	###,##
	500	25,4	15/3,2	70184630309	5450248414155	###,##

* Available on request



EXTREME UNIVERSAL SILENCIO



LASER

- Our best quality for your masonry saw.
- Reduction of noise up to 30x.
- Laser welded blade for optimum safety and performance.

MACHINES	Ø (mm)	BORE (mm)	SEGMENT H/W (mm)	ITEM NO.	EAN	PRICE (€)
	650	25,4	15/4,4	70184694227	5450248594697	###,##
	900	60/55	15/4,4	70184694030	5450248587309	###,##
	1000	60/55	15/4,4	70184694595	5450248689898	###,##



Clipper's Tip

IDEAL FOR BLOCK SAWS





EXTREME UNIVERSAL LASER



LASER

TREAT YOUR MASONRY SAW WITH THE BEST.

The Extreme Universal blade has super fast cutting and very long life on all materials from soft to hard.

- Up to 15mm high segments provide long life and fast cut on all building materials.
- The DUO segments provide high cutting speed, improved comfort and low vibration levels.
- Arrow shaped gullet slots quickly remove debris from the blade surface and indicates the rotational direction.
- 'DUO' shaped cut reduces heat and cools the blade core.
- Laser welded segments ensure optimum safety against segment loss.



MACHINES	∅ (mm)	BORE (mm)	SEGMENT H/W (mm)	ITEM NO.	EAN	PRICE (€)
	300*	30/25,4	15/2,8	70184612282	5450248218777	###,##
	350*	30/25,4	15/2,8	70184612283	5450248218784	###,##
	400	25,4	10/3,2	70184611438	5450248184782	###,##
	450	25,4	10/3,2	70184611439	5450248184799	###,##
	500	25,4	7/3,8	70184611440	5450248184805	###,##

* Special Duo shaped segments and Duo laser cuts for 300mm & 350mm diameter blades only



PRODUCT FEATURES




15mm HIGH SEGMENTS
ON DIAMETER 300mm AND 350mm



ROTATIONAL DIRECTION



FOR BEST RESULTS USE ON NORTON CLIPPER MASONRY SAWS - SEE PAGE 143



BLADES FOR UNIVERSAL BUILDING MATERIALS FOR ANGLE GRINDERS, HANDHELD CUT-OFF SAWS AND MASONRY SAWS

PRO UNIVERSAL SILENCIO



***LASER**

- The Norton Clipper Pro Universal Silencio blade reduces noise by up to eight times (-9 dB(A)) compared to conventional blades when used with a masonry saw.
- The Pro Universal Silencio blade features 12mm high segments for longer life.

- Ideal for concrete and building materials, it achieves a fast, efficient cut with limited noise for sensitive environments at a more economical cost when price is a consideration.



MACHINES	Ø (mm)	BORE (mm)	SEGMENT H/W (mm)	ITEM NO.	EAN	PRICE (€)
	115	22,23	12/2,2	70184607952	5450248766988	###,##
	125	22,23	12/2,2	70184607953	5450248767190	###,##
	230	22,23	12/2,2	70184608410	5450248772491	###,##
	350*	25,4	12/3,1	70184602811	5450248741398	###,##

*For use on a masonry saw only

PRO UNIVERSAL LASER




***LASER**

- Fast cutting.
- For use on concrete slabs and general purpose building materials.

- Use dry or wet cutting on masonry saws.

MACHINES	Ø (mm)	BORE (mm)	SEGMENT H/W (mm)	ITEM No.	EAN	PRICE (€)
	115	22,23	12/2,2	70184607493	5450248763192	###,##
	125	22,23	12/2,3	70184607684	5450248763208	###,##
	150	22,23	12/2,2	70184607685	5450248763215	###,##
	150	30	12/2,2	70184607693	5450248763284	###,##
	180	22,23	12/2,5	70184607686	5450248763222	###,##
	180	30	12/2,5	70184607687	5450248763239	###,##
	230	22,23	12/3,0	70184603038	5450248747291	###,##
	300	20	12/3,1	70184607689	5450248763246	###,##
	300	25,4	12/3,1	70184607690	5450248763253	###,##
	350	20	12/3,20	70184607691	5450248763260	###,##
	350	25,4	12/3,2	70184607692	5450248763277	###,##
	350	25,4	10/2,8	70184611209	5450248173236	###,##
	400	25,4	10/2,5	70184610679	5450248015277	###,##
	400	20	12/3,2	70184631497	5450248799917	###,##
	450	25,4	12/3,2	70184609093	5450248788492	###,##
	500	25,4	10/3,2	70184625953	5450248348016	###,##





CLASSIC UNIVERSAL LASER



***LASER**

- An economical blade choice for dry or wet cutting on masonry saws.
- For use on construction materials and lightweight blocks, clay blocks, sandstone.

MACHINES	Ø (mm)	BORE (mm)	SEGMENT H/W (mm)	ITEM NO.	EAN	PRICE (€)
	115	22,23	7/2,2	70184626834	5450248353409	###,##
	125	22,23	7/2,2	70184626835	5450248353416	###,##
	150	22,23	7/2,2	70184626836	5450248353423	###,##
	180	22,23	7/2,5	70184626837	5450248353447	###,##
	230	22,23	10/2,5	70184626838	5450248353454	###,##
	300	20	10/2,5	70184626839	5450248353461	###,##
	300	25,4	10/2,5	70184626840	5450248353478	###,##
	350	20	10/2,8	70184626841	5450248353485	###,##
	350	25,4	10/2,8	70184626842	5450248353492	###,##



CLASSIC UNIVERSAL



- An economical solution.
- Sintered blade.
- Use dry or wet.

MACHINES	Ø (mm)	BORE (mm)	SEGMENT H/W (mm)	ITEM NO.	EAN	PRICE (€)
	115	22,23	10/1,8	70184626806	5450248353096	###,##
	125	22,23	10/1,8	70184626807	5450248353102	###,##
	180	22,23	10/2,2	70184626809	5450248353126	###,##
	230	22,23	10/2,4	70184626810	5450248353133	###,##
	300	20	10/3,0	70184626811	5450248353157	###,##
	350	25,4	10/3,2	70184626813	5450248353171	###,##



STANDARD UNIVERSAL



- Sintered segmented blade.
- For universal building materials such as bricks, pavers and building blocks.

MACHINES	Ø (mm)	BORE (mm)	SEGMENT H/W (mm)	ITEM No.	EAN	PRICE (€)
	115	22,23	10/1,9	70184608572	5450248776215	###,##
	125	22,23	10/2,2	70184608573	5450248776222	###,##
	230	22,23	10/2,6	70184608575	5450248776246	###,##
	300	20	10/3	70184608576	5450248776253	###,##
	350	25,4/20	10/3,4	70184608577	5450248776260	###,##



X-LOCK UNIVERSAL LASER




***LASER**

- Featuring the X-LOCK system for fast disc changeover.
- X-LOCK blades are also compatible for use on conventional angle grinders with spindle mount.

MACHINES	Ø (mm)	BORE (mm)	SEGMENT H/W (mm)	ITEM NO.	EAN	PRICE (€)
	115	22,23	10/2,2	70184607941	5450248766902	###,##
	125	22,23	10/2,4	70184607942	5450248766919	###,##






BLADES FOR UNIVERSAL BUILDING MATERIALS FOR BLOCK SAWS


EXTREME UNIVERSAL LASER



LASER

- Super fast cutting and very long life on all materials from soft to hard.
- Up to 15mm high segments.

MACHINES	∅ (mm)	BORE (mm)	SEGMENT H/W (mm)	ITEM NO.	EAN	PRICE (€)
	900	60	15/4,8	70184647651	5450248564287	###,##










PRO UNIVERSAL LASER




LASER

- Laser welded ensure optimum performance and security.
- 12mm segment height.
- For use on concrete slabs and general purpose building materials.
- Use dry or wet cutting on masonry saws.

MACHINES	∅ (mm)	BORE (mm)	SEGMENT H/W (mm)	ITEM NO.	EAN	PRICE (€)
	600	25,4	12/4,4	70184647258*	5450248564195	###,##
	625	60	12/4,4	70184693972	5450248586593	###,##
	650	25,4	12/4,4	70184647265	5450248564225	###,##
	700	25,4	12/4,4	70184603061**	5450248748793	###,##
	700	60	12/4,4	70184647264	5450248564218	###,##
	900	60	12/4,4	70184647266	5450248564232	###,##
	1000	60	12/4,4	70184647263	5450248564201	###,##

** Specially designed for your CM70 ALU

* Available on request






CLASSIC UNIVERSAL LASER



LASER

- An economical blade choice for dry or wet cutting on masonry saws.
- For use on construction materials and lightweight blocks, clay blocks, sandstone.

MACHINES	∅ (mm)	BORE (mm)	SEGMENT H/W (mm)	ITEM NO.	EAN	PRICE (€)
	650	25,4	10/4,4	70184647267	5450248564249	###,##
	900	60	10/4,4	70184647269	5450248564256	###,##
	1000	60	10/4,4	70184647650	5450248564263	###,##



Clipper's Tip



**DIAMOND BLADE
RECOMMENDED
AND DELIVERED
WITH CM70 ALU:
70184603061**



**IDEAL FOR
BLOCK SAWS**



PRO UNIVERSAL DUCTILE



Multi-material vacuum-brazed blades for dry-cutting of a wide variety of materials.

For use on general purpose building materials, concrete, asphalt roof shingles, PVC, clay and fiberglass-reinforced resin, small amount of wood, ductile iron and metals.



MACHINES	Ø (mm)	BORE (mm)	SEGMENT H/W (mm)	ITEM NO.	EAN	PRICE (€)
	115	22,23	2,8	70184694459	5450248687894	###,##
	125	22,23	2,8	70184694460	5450248687900	###,##
	180	22,23	2,8	70184694461	5450248687917	###,##
	230	22,23	3,1	70184694462	5450248687924	###,##
	300	20	3,4	70184694463	5450248687931	###,##
	350	25,4	3,4	70184694464	5450248687948	###,##
	400	20	3,3	70184694691	5450248691518	###,##




PRO PIPE CUTTER



- For cutting and grinding plastic pipes.
- Allows to cut and grind a plastic pipe in only one step.
- Can be used on all materials.

MACHINES	Ø (mm)	BORE (mm)	SEGMENT H/W (mm)	ITEM NO.	EAN	PRICE (€)
	125	22,23	2,5	70184601374	5450248707189	###,##







MORTAR RAKERS AND CRACK CHASERS FOR ANGLE GRINDERS

EXTREME UNIVERSAL TP-Z



- Innovative mortar raker with alternated Z shape segments that reduces contact surface area for a faster cut with less friction.
- Made with i-HD™ technology for long life and a high removal rate.
- For the removal of mortar joints between bricks, natural stone blocks or facing bricks.

MACHINES	Ø (mm)	BORE (mm)	SEGMENT H/W (mm)	ITEM NO.	EAN	PRICE (€)
	115	22,23	7/6,5	70184601130	5450248704553	###,##
	125	22,23	7/6,5	70184641691	5450248492801	###,##



PRO UNIVERSAL TP



- Segments with different thicknesses for a number of different mortar joints.
- The hard-metal protection inserts prevent under-cutting of the steel-centre and contributes to longer product life.
- For the removal of mortar joints between bricks, natural stone blocks or facing bricks.
- Removes mortar 2x faster than a standard blade.

MACHINES	Ø (mm)	BORE (mm)	SEGMENT H/W (mm)	ITEM NO.	EAN	PRICE (€)
	115	22,23	6,5/4,5	70184610712	5450248047063	###,##
	125	22,23	6,5/4,5	70184610713	5450248047070	###,##
	115	22,23	6,5/6,5	70184610305	5450248006466	###,##
	125	22,23	6,5/6,5	70184610307	5450248006534	###,##
	115	22,23	6,5/8,0	70184610715	5450248047094	###,##
	125	22,23	6,5/8,0	70184610716	5450248047100	###,##




PRO UNIVERSAL TP-V



***LASER**

- Special tool for the repair of cracks in floors and walls.
- The V-shape segments widen the crack to allow repair with mortar.
- For use on concrete floors and walls, masonry walls, and plasterboard.
- Removes concrete 2x faster than a standard blade.

MACHINES	Ø (mm)	BORE (mm)	SEGMENT H/W (mm)	ITEM NO.	EAN	PRICE (€)
	115	22,23	13/6,5	70184624198	5450248235477	###,##
	125	22,23	13/6,5	70184624199	5450248235484	###,##



EXTREME CG



Clipper's Tip

**BEST WHEN USED
ON NORTON CLIPPER
CG125 AND CG180!
SEE PAGE 232**

Now with i-HD™ technology, Clipper Extreme Cup Grinders provide the ultimate surface grinding performance.

- i-HD segments provide the **best finish, high material removal rates** and **longest life** thanks to the uniform density of diamonds across each whole segment.
- The unique large segment design enables faster **grinding of large surfaces**.
- Low vibrations provide better comfort during use.
- Large ventilation holes mean better cooling and less heat generation.
- Flat 125mm cup grinder is suitable for use on all vacuum grinders.
- For use on building materials, concrete, natural stone and abrasive materials.
- For tilers, general builders, concrete flooring contractors, swimming pool installers.



Cup Height



MACHINES	Ø (mm)	CUP HEIGHT (mm)	BORE (mm)	SEGMENT H/W (mm)	ITEM NO.	EAN	PRICE (€)
	100	19	22,23	4,5	70184694991	5450248697343	###,##
	125	24	22,23	4,5	70184694993	5450248697367	###,##
	180	29	22,23	4,5	70184694994	5450248697374	###,##
	125 FLAT	19	22,23	4,5	70184694992	5450248697350	###,##

See page 21 for more information on merchandising displays

PRO CG



- High material removal rate.
- Low vibration for better comfort when in use.
- i-HD manufacturing technology ensures long life and a good standard of finishing.

- For surfacing and grinding medium hardness construction and building materials (concrete, reinforced concrete, natural stone).

Cup Height



MACHINES	Ø (mm)	CUP HEIGHT (mm)	BORE (mm)	SEGMENT H/W (mm)	ITEM NO.	EAN	PRICE (€)
	100	19	22,23	4,5	70184694988	5450248697312	###,##
	125	24	22,23	4,5	70184694989	5450248697329	###,##
	180	29	22,23	4,5	70184694990	5450248697336	###,##



CLASSIC CG



- An economical solution.
- For surfacing and grinding hard construction and building materials (concrete, reinforced concrete, natural stone).
- Smaller segments have excellent performance on hard materials.

- Flat sides avoid damaging walls or ceilings during flush grinding.

Cup Height



MACHINES	Ø (mm)	CUP HEIGHT (mm)	BORE (mm)	SEGMENT H/W (mm)	ITEM NO.	EAN	PRICE (€)
	100	19	22,23	4,5	70184694995	5450248697381	###,##
	125	24	22,23	4,5	70184694996	5450248697398	###,##
	180	29	22,23	4,5	70184601079	5450248699293	###,##



EXTREME CG COMFORT



EXTREME CG Comfort has been specifically developed to lower vibration levels and improve operator comfort.

- Lower vibration levels
- Comfortable to use
- New segment shape for optimum results
- i-HD™ Technology for high material removal and long life



Clipper's Tip

Hand-Arm vibrations provokes painful and disabling disorders of the blood vessels and nerves, leading to a disease called Vibration White Finger. We have developed a product that minimises the vibration and optimises your comfort.



MACHINES	Ø (mm)	CUP HEIGHT (mm)	BORE (mm)	SEGMENT H/W (mm)	ITEM NO.	EAN	PRICE (€)
	100	20	22,23	4,5	70184607656	5450248762690	###,##
	125	25	22,23	4,5	70184602648	5450248735106	###,##
	180	30	22,23	4,5	70184607657	5450248762706	###,##

Cup Height



Clipper's Tip

BEST WHEN USED ON NORTON CLIPPER CG125 (SEE PAGE 236)

PRO CG-PCD COMFORT



- PolyCrystalline Diamond (PCD) cup wheel, designed for the fast removal of glue, epoxy resins & paint.
- The embedded anti-vibration system provides comfort during use.

- Use a concrete cup wheel after using PCD wheels to ensure a great finish.

Cup Height



MACHINES	Ø (mm)	CUP HEIGHT (mm)	BORE (mm)	PCD ELEMENTS	ITEM NO.	EAN	PRICE (€)
	125	18	22,23	12pcs	70184645886	5450248535492	###,##



CLASSIC CG-PCD



- Cost-effective PolyCrystalline Diamond (PCD) cup wheel.
- Designed for the fast removal of glue, epoxy resins & paint.


- Use a concrete cup wheel after using PCD wheels to ensure a great finish.

Cup Height



MACHINES	Ø (mm)	CUP HEIGHT (mm)	BORE (mm)	PCD ELEMENTS	ITEM NO.	EAN	PRICE (€)
	125	19	22,23	12pcs	70184693445	5450248577317	###,##






EXTREME CUT'N'GRIND



- Multi-purpose tool for cutting and grinding of building materials.
- i-HD™ technology offers longer life, a faster cut and a unique design.

- Can be used for the same applications as diamond blades and diamond cup grinders.
- Equipped with an aluminium flange in connection M14 for offset cutting and grinding.

MACHINES	∅ (mm)	BORE	SEGMENT H/W (mm)	ITEM NO.	EAN	PRICE (€)
	125	M14	25 / 3,9	70184602036	5450248719182	###,##



Clipper's Tip

ONE BLADE FOR TWO APPLICATIONS :
CUTTING AND GRINDING





PRO CUT'N'GRIND



- Sintered Turbo shape, for fast material removal and good finishing quality in cutting and grinding.
- Equipped with an aluminium flange in connection M14 for offset cutting and grinding.

- Can be used for the same applications as diamond blades and diamond cup grinders.
- For use on concrete, washed concrete, blocks, ductile iron and natural stones.

MACHINES	∅ (mm)	BORE	SEGMENT H/W (mm)	ITEM NO.	EAN	PRICE (€)
	100	M14	25 / 3,9	70184641171	5450248465591	###,##
	125	M14	25 / 3,9	70184641172	5450248465607	###,##



DIAMOND TOOLS FOR

MULTI MATERIALS

Multi-purpose blades for cutting concrete, reinforced concrete, roof tiles, pavements, blocks, granite, natural stone, asphalt, breeze blocks, sandstone and gridstone.



PRO 4X4 EXPLORER



***LASER**

The Pro 4x4 Explorer range is even better than before. Faster cutting, longer life, improved safety and greater comfort when used on any material are all additional benefits of this blade.

- Multipurpose blade cuts all materials.
- Up to 12mm segment height for more cuts per wheel.
- Trapezoid shaped segments give a comfortable, smoother cut with lower vibration levels.
- Patented cut depth indicator allows better visibility of cut depth when in use.
- Keep track of segment wear with the specially engraved wear indicator.
- Patented drop shaped gullets prevents fatigue cracks even when cutting thick metal.



For cutting off all the following materials:


- Reinforced concrete
- Concrete lintels
- Limestone concrete
- Concrete roof tiles
- Paviments and blocks
- Granite & natural stones
- Asphalt
- Asphalt over concrete
- Breeze blocks
- Gridstone
- Sandstone
- Steel parts up to 5mm thick

MACHINES	Ø (mm)	BORE (mm)	SEGMENT H/W (mm)	ITEM NO.	EAN	PRICE (€)
	115	22,23	10/2,2	70184602018	5450248720997	###,##
	125	22,23	10/2,2	70184602019	5450248721000	###,##
	180	22,23	10/2,5	70184602020	5450248721000	###,##
	230	22,23	12/2,5	70184602021	5450248721024	###,##
	300	20	12/3,0	70184602022	5450248721031	###,##
	300	25,4	12/3,0	70184602023	5450248721048	###,##
	350	20	12/3,2	70184602091	5450248721055	###,##
	350	25,4/20	12/3,2	70184602092	5450248721062	###,##
	350	25,4	12/3,2	70184602093	5450248721079	###,##
	400	25,4	12/3,2	70184602095	5450248721093	###,##
	400	20	12/3,2	70184602094	5450248721086	###,##
	450	25,4	12/3,2	70184602096	5450248721109	###,##
	500	25,4	10/3,8	70184602097	5450248721116	###,##

PRODUCT FEATURES



DROP-SHAPE GULETS



SEGMENT WEAR INDICATOR



PATENTED CUTTING DEPTH INDICATOR

QUICK FIX



The Quickfix system allows the bore of a blade to be adjusted in order to fit machines with different arbor/shaft diameters. There are 2 versions, the first allows a blade with a 25,4mm bore to be fitted to a machine with a 22,23mm arbor/shaft. The second allows a blade with either a 25,4mm or 22,23mm bore to be mounted on a machine with a 20mm arbor/shaft.

The system complies with the requirements of European Standard EN 13236.

MACHINES	BORE OF BLADE (mm)	BORE OF MACHINE (mm)	ITEM NO.	EAN	PRICE (€)
	25,4	22,23	70184623894	5450248236528	###,##
	25,4/22,23	20	70184622589	5450248233176	###,##





STANDARD ALL MATERIALS



LASER

- For cutting multiple materials such as concrete, granite, asphalt, bricks, pavers, building blocks, steel parts up to 5mm thick and much more.

- For use on a handheld saw machine. Masonry saw and floor saw are compatible with 350mm diameter diamond blades for occasional use.
- 100% laser blades with segment height of 10mm



MACHINES	Ø (mm)	BORE (mm)	SEGMENT H/W (mm)	ITEM No.	EAN	PRICE (€)
	115	22,23	10/2,2	70184609627	5450248790990	###,##
	125	22,23	10/2,2	70184609628	5450248791003	###,##
	230	22,23	10/2,5	70184609629	5450248791010	###,##
	300	20	10/2,5	70184609630	5450248791027	###,##
	350	25,4/20	10/2,8	70184609633	5450248791058	###,##
	400	25,4/20	10/3	70184632527	5450248825906	###,##

NEW

INVINCIBLE BLADES



LASER

- Invincible blades are designed specifically to form a 'dynamic duo' with all battery powered machines.
- **INVINCIBILITY** – Second generation iHD autoattachment technology makes blade segments Invincible and the blade itself, incredibly safe to use.
- **DEPENDABILITY** – No mounting/demounting required, you can rely on Invincible to cut through all building materials.

- **VERSATILITY** – Invincible works well with any sidekick; battery powered or regular angle grinder.
- **SPEED AND POWER** – Our 'Man of Steel' cuts through material quickly and easily.



MACHINES	Ø (mm)	BORE (mm)	SEGMENT H/W (mm)	QTY	ITEM No.	EAN	PRICE (€)
	115	22,23	12/2,2	1	70184603342	5450248756590	###,##
	125	22,23	12/2,2	1	70184603343	5450248756606	###,##
	150	22,23	12/2,2	1	70184608969	5450248787105	###,##

BLADES IN A KIT OF 10 PIECES + 1 CARDBOARD COUNTER DISPLAY


MACHINES	Ø (mm)	BORE (mm)	SEGMENT H/W (mm)	QTY	ITEM No.	EAN	PRICE (€)
	115	22,23	22,23	1	70184607642	5450248762409	###,##
	125	22,23	22,23	1	70184607643	5450248762416	###,##



DIAMOND TOOLS FOR

CERAMIC AND PORCELAIN TILES

Discover our diamond blades especially designed for cutting off : ceramic and porcelain tiles, vitrified reconstituted stone, glass, textured glass, glazed ceramic tiles, granite, marble, slate & hard natural stone.



EXTREME CERAMIC TURBO



QUALITY CUTTING OF HARD CERAMIC TILES.

- This 10mm high continuous rim blade is the perfect choice for a high quality cut.
- Premium diamond grade and free cutting metal bond make this blade perfect for cutting even the hardest tiles.
- 1,4mm thickness for fast cutting and reduced material wastage.
- The reinforced flange on the steel centre helps to keep the blade straight without causing damage to the tile.
- For use on angle grinders, rail tile and masonry saws.
- Can be used on ceramic, porcelain, walls and floor tiles.




MACHINES	Ø (mm)	BORE (mm)	SEGMENT H/W (mm)	ITEM NO.	EAN	PRICE (€)
	115	22,23	10/1,4	70184644759	5450248523994	###,##
	125	22,23	10/1,4	70184644760	5450248524007	###,##
	180	22,23	10/1,4	70184621970	5450248232193	###,##
	200	25,4	10/2	70184625427	5450248345756	###,##
	230	22,23	10/2	70184621973	5450248232186	###,##
	230	25,4	10/2	70184627653	5450248385813	###,##
	250	25,4	10/2	70184625428	5450248345763	###,##
	250	30	10/2	70184645565*	5450248531586	###,##
	300	20	10/2,2	70184633159	5450248834601	###,##
	300	25,4	10/2,2	70184625429	5450248345787	###,##
	300	30	10/2,2	70184645566	5450248531593	###,##


*Available on request



PRODUCT FEATURES



10mm HIGH DIAMOND RIM



1,4mm THICK BLADE



FAST CUTTING CONTINUOUS RIM



EXTREME CERAMIC



- Continuous rim sintered diamond blade for wet cutting on masonry saws.
- Thin laser-cut slots to allow blade cooling and smoother cut.
- For use on glazed ceramic tiles, granite, marble, slate, quarry tiles.

MACHINES	Ø (mm)	BORE (mm)	SEGMENT H/W (mm)	ITEM NO.	EAN	PRICE (€)
	200	25,4	9/1,6	70184647047	5450248554608	###,##
	230	25,4	9/1,6	70184644431	5450248522409	###,##
	250	25,4	9/1,6	70184644432	5450248522416	###,##
	300	25,4	9/2,0	70184630334	5450248414599	###,##
	350	25,4	9/2,0	70184630335	5450248414605	###,##




EXTREME CERAMIC SOFT*



- Continuous rim sintered diamond blade for wet cutting on masonry saws.
- Thin laser-cut slots to allow blade cooling and smoother cut.
- For use on glazed ceramic tiles.
- Offers a very good finish on the hardest tiles.

MACHINES	Ø (mm)	BORE (mm)	SEGMENT H/W (mm)	ITEM NO.	EAN	PRICE (€)
	200	25,4	2 /9	70184603234	5450248753445	###,##
	230	25,4	2 /9	70184603235	5450248753452	###,##
	250	25,4	2 /9	70184603236	5450248753469	###,##
	300	25,4	2 /9,5	70184602483	5450248730422	###,##
	350	25,4	2 /9,5	70184602484	5450248730439	###,##
	400	25,4	2,4 /10	70184603237	5450248753476	###,##



* Extreme Ceramic Soft range blades are recommended to cut hard materials

NEW

EXTREME GRES



- Specially developed to cut through hard and thick tiles up to 3cm deep with no need for resharpening
- Diameters 250mm and above all feature a conical segment that reduces friction against the material ensuring a fast and clean cut.
- Diameters 300 and 350mm offer incredible 15mm high laser welded segments, giving revolutionary long life!
- A Silencio version exists in several diameters making up to 8x less noise than a non silent blade (in Ø 350mm)
- These blades are THE solution for cutting hard and thick tiles



MACHINES	Ø (mm)	BORE (mm)	SEGMENT H/W (mm)	ITEM NO.	EAN	PRICE (€)
Wet & dry cutting						
	115	22,23	10/1,3	70184602447	5450248729419	###,##
	125	22,23	10/1,3	70184602448	5450248729426	###,##



LASER

Wet cutting only						
	250	25,4	12/2,2	70184632632	5450248825609	###,##
	250	25,4	12/2,2	70184632631	5450248825593	###,##
	300	25,4	15/2,2	70184632896	5450248829126	###,##
	300	25,4	15/2,2	70184632897	5450248829133	###,##
	350	25,4	15/2,2	70184632569	5450248822493	###,##
	350	25,4	15/2,2	70184632570	5450248822509	###,##





PRO CERAMIC



- Continuous diamond rim.
- Good value for money.
- Can be used for dry or wet cutting.
- For use on ceramics, granite, marble, slate, quarry tiles.

MACHINES	Ø (mm)	BORE (mm)	SEGMENT H/W (mm)	ITEM NO.	EAN	PRICE (€)
Wet & dry cutting						
	115	22,23	9/1,6	70184625942	5450248347927	###,##
	125	22,23	9/1,6	70184625940	5450248347897	###,##
	180	22,23	9/1,7	70184625944	5450248347941	###,##
	230	22,23	9/2,2	70184625946	5450248347965	###,##

MACHINES	Ø (mm)	BORE (mm)	SEGMENT H/W (mm)	ITEM NO.	EAN	PRICE (€)
Wet cutting only						
	150	25,4/22,23	10/1,6	70184625560	5450248346319	###,##
	180	25,4/22,23	10/1,9	70184625561	5450248346326	###,##
	200	25,4	10/1,9	70184625093	5450248343998	###,##
	200	30	10/1,9	70184625094	5450248344001	###,##
	230	25,4	10/1,9	70184625096	5450248344025	###,##
	250	25,4	10/2	70184625097	5450248344032	###,##
	300	25,4	10/2	70184625098	5450248344049	###,##
	350	25,4	10/2	70184625100	5450248344063	###,##



CLASSIC CERAMIC TURBO



- Turbo continuous rimmed diamond blade faster & smoother cutting of hard ceramic tiles.
- Economical solution.
- For dry or wet cutting of porcelain and ceramic tiles.

MACHINES	Ø (mm)	BORE (mm)	SEGMENT H/W (mm)	ITEM NO.	EAN	PRICE (€)
	115	22,23	7/1,6	70184627645	5450248385745	###,##
	125	22,23	7/1,6	70184627646	5450248385752	###,##





BLADES FOR CERAMIC & PORCELAIN TILES FOR ANGLE GRINDERS, TILE SAWS & MASONRY SAWS

CLASSIC CERAMIC



- Continuous diamond rim.
- Good value for money.
- Dry or wet cutting of medium hard tiles and ceramic tiles.

MACHINES	Ø (mm)	BORE (mm)	SEGMENT H/W (mm)	ITEM NO.	EAN	PRICE (€)
	115	22,23	5/1,6	70184626825	5450248353317	###,##
	125	22,23	5/1,6	70184626826	5450248353324	###,##
	180	25,4/22,23	5/1,7	70184626828	5450248353348	###,##
	200	30/25,4	5/1,7	70184626829	5450248353355	###,##
	230	22,23	5/1,8	70184626830	5450248353362	###,##
	230	25,4	5/1,8	70184628734	5450248396499	###,##
	250	25,4	5/1,8	70184626831	5450248353379	###,##
	300	25,4	5/2,1	70184626832	5450248353386	###,##
	350	25,4	5/2,1	70184626833	5450248353393	###,##



STANDARD CERAMIC



- Sintered continuous rim blade.
- For ceramic, glazed ceramic and porcelain tiles.
- Suits also for all similar materials that need a good quality of cut offered by its continuous rim.

MACHINES	Ø (mm)	BORE (mm)	SEGMENT H/W (mm)	ITEM No.	EAN	PRICE (€)
	115	22,23	7/1,6	70184608555	5450248776109	###,##
	125	22,23	7/1,6	70184608556	5450248776116	###,##
	180	22,23/25,4	7/1,8	70184608557	5450248776123	###,##
	200*	30/25,4	7/2	70184608558	5450248776130	###,##
	230	22,23/25,4	8/2	70184608559	5450248776147	###,##

* Diameter 200mm only wet cutting



X-LOCK CERAMIC



- Featuring the X-LOCK system for fast disc changeover.
- X-LOCK blades are also compatible for use on conventional angle grinders with spindle mount.

MACHINES	Ø (mm)	BORE (mm)	SEGMENT H/W (mm)	ITEM NO.	EAN	PRICE (€)
	115	22,23	10/1,4	70184607943	5450248766926	###,##
	125	22,23	10/1,4	70184607944	5450248766933	###,##



DIAMOND BLADES FOR

GRANITE, MARBLE & NATURAL STONE



EXTREME GRANITE



***LASER**

The 15mm 'Duo' shaped trapezoidal segments are produced with i-HD™ technology making them optimised for cutting hard materials such as granite, natural stone, concrete slab and blocks. These segments also provide benefits such as super long life, excellent cutting speed, improved operator comfort and low vibration. The Extreme Granite also provides optimum safety against segment loss.

The exclusive "arrow" shaped gullet slots permanently indicate the correct direction of rotation.



MACHINES	Ø (mm)	BORE (mm)	SEGMENT H/W (mm)	ITEM NO.	EAN	PRICE (€)
	230	22,23	15/2,6	70184601172	5450248702702	###,##
	300	20	15/3	70184601173	5450248702719	###,##
NEW	350	20	15/3	70184632363	5450248814207	###,##
	350	25,4	15/3	70184601174	5450248702726	###,##
	350	25,4	15/2,8	70184603311	5450248755210	###,##
	500	25,4	15/3,2	70184603312	5450248755227	###,##
NEW	650	25,4	12/4,6	70184632587	5450248823094	###,##
	900	60	12/4,6	70184603313	5450248755234	###,##



Clipper's Tip

USE QUICKFIX SYSTEM FOR THE BLADE TO FIT MACHINES WITH DIFFERENT ARBOR/SHAFT DIAMETER (SEE PAGE 44)

EXTREME STRADALIT



***LASER**

- Laser-welded, 10mm high segments with silent steel-centre, ideal for wet cutting very hard natural stone, cured clay pavers and engineering bricks on masonry saws.

MACHINES	Ø (mm)	BORE (mm)	SEGMENT H/W (mm)	ITEM NO.	EAN	PRICE (€)
	350	25,4	10/2,5	70184621132	5450248231394	###,##
	400	25,4	10/2,5	70184623047	5450248326014	###,##





PRO GRANITE TURBO



LASER

- The 12mm laser welded segments are corrugated in shape, which generate less friction and makes the blade more efficient. These segments also provide the blade with strong cutting performance and a long life.

- Designed for dry and wet cutting.
- Specifically designed for granite, concrete slabs and other hard stone materials.
- An excellent cost to performance ratio, offering great value for money.

MACHINES	Ø (mm)	BORE (mm)	SEGMENT H/W (mm)	ITEM NO.	EAN	PRICE (€)
	115	22,23	12/2,2	70184626525	5450248350859	###,##
	125	22,23	12/2,2	70184626526	5450248350866	###,##
	180	22,23	12/2,4	70184626527	5450248350873	###,##
	230	22,23	12/2,6	70184626528	5450248350996	###,##
	230	70/22,23 + Flange	12/2,6	70184629653	5450248405436	###,##
	300	20	12/3,2	70184626530	5450248351016	###,##
	300	25,4	12/3,2	70184626529	5450248351009	###,##
	350	20	12/3,2	70184626531	5450248351023	###,##
	350	25,4	12/3,2	70184626532	5450248351047	###,##
	400	25,4	12/3,2	70184626533	5450248351054	###,##



PRO GRANITE



LASER

- Great value for money blade.

- Designed for use on granite, marble and natural stone.

MACHINES	Ø (mm)	BORE (mm)	SEGMENT H/W (mm)	ITEM NO.	EAN	PRICE (€)
	350	25,4	10/3,0	70184610385	5450248009047	###,##
	400	25,4	10/3,2	70184610386	5450248009054	###,##
	450	25,4	10/3,4	70184610436	5450248010142	###,##
	500	25,4	7/3,2	70184610437	5450248230755	###,##
	600	25,4	7/4,4	70184610438*	5450248230748	###,##

* Available on request





BLADES FOR GRANITE & NATURAL STONE FOR ANGLE GRINDERS, HANDHELD CUT OFF SAWS & MASONRY SAWS

PRO MARMO



- Versatile diamond blade suitable for materials such as granite, marble, plastics and natural stone, and is ideal for use on angle grinders, cut-off saws and masonry saws.
- The electroplated surface and drop-down diamond inserts on the steel centre clean the cutting profile while in use, these features ensure fast and smooth cutting.

MACHINES	Ø (mm)	BORE (mm)	SEGMENT H/W (mm)	ITEM NO.	EAN	PRICE (€)
	50	6	2,4	70184629965	5450248408567	###,##
	115	22,23	2,4	70184626663	5450248351498	###,##
	125	22,23	2,4	70184626666	5450248351528	###,##
	150	20	2,4	70184601282	5450248705017	###,##
	230	22,23	2,8	70184626668	5450248351542	###,##
	300	25,4	2,9	70184620243	5450248298533	###,##
	350	25,4	2,9	70184620244	5450248298557	###,##



PRO MARMO SURF



- Pro Marmo Surf can be used as both a diamond blade and a diamond cup grinder and is well suited for cutting and grinding natural stone.
- Electroplated continuous rim generates smooth cutting and grinding.

MACHINES	Ø (mm)	BORE (mm)	SEGMENT H/W (mm)	ITEM NO.	EAN	PRICE (€)
	115	M14	2,4	70184640590	5450248460022	###,##
	125	M14	2,4	70184640591	5450248460039	###,##
	230	70/22,23 + Flange	2,8	70184640592	5450248460046	###,##



DIAMOND TOOLS FOR

ASPHALT & ABRASIVE MATERIALS

Discover our blades especially designed for cutting of: asphalt, asphalt over concrete, green concrete, bitumen, cement joints, breeze blocks and Lignacite blocks



EXTREME ASPHALT



LASER

The Extreme Asphalt blade delivers extremely fast cutting performance and accuracy. The ideal diamond blade for all high speed saws and floor saws when cutting asphalt, asphalt over concrete, green concrete and abrasive building materials.

- 15mm laser welded duo shaped segments protect against undercutting on the steel centre and give the blade excellent cutting speed, low vibration when in use, and an extended product life*.
- The patented 'depth of cut' indicator with stroboscope effect provides the user with greater control*.
- 8 high wear protection segments further extend the blade's life.
- Exclusive "arrow" shaped engraving permanently marks the direction of rotation*.
- Wide gullet slots contribute to fast removal of cutting debris.



* Only on blades for <20 hp machines



MACHINE	POWER	Ø (mm)	BORE (mm)	SEGMENT H/W (mm)	ITEM NO.	EAN	PRICE (€)
	< 20 hp	300	20	15/3	70184694907	5450248695608	###,##
	< 20 hp	350	25,4	15/3,2	70184694537	5450248689393	###,##
	< 20 hp	400	25,4	15/3,2	70184694911	5450248695615	###,##
	< 20 hp	450	25,4	15/3,2	70184694912	5450248695622	###,##
	< 20 hp	500	25,4	15/3,6	70184694913	5450248695639	###,##



NAME	MACHINE	POWER	Ø (mm)	BORE (mm)	SEGMENT H/W (mm)	ITEM NO.	EAN	PRICE (€)
Asphalt 10		20 - 30 hp	500	25,4	10/4,3	70184640191	5450248454953	###,##
		20 - 60 hp	600	25,4	12/4,4	70184603293	5450248754695	###,##
		20 - 60 hp	700	25,4	12/4,4	70184603354	5450248757023	###,##
		20 - 60 hp	800	25,4	12/4,4	70184603355	5450248757030	###,##
		20 - 30 hp	900	25,4	10/4,3	70184640195	5450248455103	###,##
Asphalt 20		20 - 60 hp	600	25,4	12/4,4	70184603293	5450248754695	###,##
		20 - 60 hp	700	25,4	12/4,4	70184603354	5450248757023	###,##
		20 - 60 hp	800	25,4	12/4,4	70184603355	5450248757030	###,##



* Available on request

BLADES FOR ASPHALT & ABRASIVE MATERIALS FOR HAND-HELD CUT-OFF SAWS, FLOOR SAWS & MASONRY SAWS



NEW PRO ASPHALT BATTERY SILENCIO



- Specially designed to optimise the performances of battery powered floor saws like Norton Clipper CS350 B
- The 12mm high laser welded segments offer a long life time and efficient cutting performance in asphalt and abrasive materials
- Silencio steel center combined with a battery machine offers an unequalled working comfort








MACHINES	POWER	Ø (mm)	BORE (mm)	SEGMENT H/W (mm)	ITEM NO.	EAN	PRICE (€)
	< 20 hp	300	25,4	12/2,5	70184632961	5450248830603	###,##
	< 20 hp	350	25,4	12/2,5	70184632963	5450248830627	###,##

NEW PRO ASPHALT II



- Designed for intensive use, this blade displays excellent longevity and provides great value for money
- Specific segments protect the steel center from undercutting and prevent a premature wear of the blade.
- 12mm high laser welded segments for a long life
- A patented depth indicator helps the operator to monitor the cutting depth and indicates the way of rotation (up to Ø450mm).




MACHINES	POWER	Ø (mm)	BORE (mm)	SEGMENT H/W (mm)	ITEM NO.	EAN	PRICE (€)
	< 20 HP	300	20	12/2,8	70184631578	5450248802396	###,##
	< 20 HP	300	25,4	12/2,8	70184631579	5450248802402	###,##
	< 20 HP	350	20	12/3,2	70184631580	5450248802419	###,##
	< 20 HP	350	25,4	12/3,2	70184631995	5450248802426	###,##
	< 20 HP	400	25,4	12/3,2	70184631582	5450248802433	###,##
	< 20 HP	450	25,4	12/3,2	70184631583	5450248802440	###,##
	< 20 HP	500	25,4	12/3,8	70184631995	5450248810216	###,##
	< 20 HP	600	25,4	12/3,8	70184631996	5450248810223	###,##
	< 20 HP	700	25,4	12/4,4	70184632649	5450248825890	###,##

CLASSIC ASPHALT



- Laser welded diamond segments make this blade suitable for wet or dry cutting of asphalt, asphalt over concrete, green concrete, abrasive materials and concrete roof tiles.
- Its versatility and price to performance ration, make this blade excellent value for money.



MACHINES	POWER	Ø (mm)	BORE (mm)	SEGMENT H/W (mm)	ITEM NO.	EAN	PRICE (€)
	< 20 hp	300	20	10/2,5	70184626876	5450248353706	###,##
	< 20 hp	300	25,4	10/2,5	70184626877	5450248353713	###,##
	< 20 hp	350	20	10/2,8	70184626878	5450248353737	###,##
	< 20 hp	350	25,4	10/2,8	70184626879	5450248353744	###,##
	< 20 hp	400	20	10/3,2	70184645242	5450248528043	###,##
	< 20 hp	400	25,4	10/3,2	70184626880	5450248353751	###,##
	< 20 hp	450	25,4	10/3,2	70184626881	5450248353768	###,##
	< 20 hp	500*	25,4	10/3,2	70184601944	5450248716228	###,##
	< 20 hp	600*	25,4	10/3,2	70184601945	5450248716235	###,##

* 500-600mm with undercutting protection segments



BLADES FOR GREEN CONCRETE FOR FLOOR SAWS

EXTREME GREEN CONCRETE



LASER HD

- 14mm high laser welded segments for longer life.
- For use on green concrete, lignacite and tarmac top blocks for machines up to 25 hp.
- Wear protection segments to prevent under-cutting of the steel core.

MACHINES	Ø (mm)	BORE (mm)	SEGMENT H/W (mm)	ITEM NO.	EAN	PRICE (€)
	300	25,4	14/3	70184602877	5450248742906	###,##
	350	25,4	14/3	70184602876	5450248743095	###,##



PRO GREEN CONCRETE



LASER

- Laser welded segments for wet cutting.
- For use on green concrete, lignacite and tarmac top blocks.
- Wear protection segments to help prevent under-cutting of the steel centre.

MACHINES	Ø (mm)	BORE (mm)	SEGMENT H/W (mm)	ITEM NO.	EAN	PRICE (€)
	300	25,4	10/2,5	70184624684	5450248237815	###,##
	350	25,4	10/2,8	70184624685	5450248237822	###,##





EXTREME ASPHALT LB



Diamond blades with wide segments for loop cutting asphalt and abrasive materials with a floor saw.

- Large choice of segment widths to suit all loop cutting applications on abrasive materials.
- Thick steel centre and hammer segments for better protection against under-cutting of the steel core.




MACHINES	Ø (mm)	BORE (mm)	SEGMENT WIDTH (mm)	ITEM NO.	EAN	PRICE (€)
	350	25,4	8	70184618296*	5450248295396	###,##
	350	25,4	10	70184615813*	5450248269052	###,##

* Available on request

DIAMOND BLADES FOR

REFRACTORY MATERIALS

Discover our blades especially designed for cutting of: Electrofused, Corhart ZAC, Corhart 104, Zirconia, Jargal, Mullite, Alumina, Basalt, Oxydes - Dolomite, Tar & Magnesite, Oxydes - Magnesite & Chromite, Chrome. low and high content of alumina. Oxydes - Zirconia, Silica, Beauxite, Durital, Rocal, Zirmul, Non oxydes - silicon carbide, Carborundum, Graphite... and all refractory materials.



EXTREME RC



Norton Clipper offers a high performance range diamond blades that have been specifically developed for professional contractors specialising in the maintenance of industrial surfaces.

Discover our wide selection of blades for all types of refractory bricks.



RECOMMENDATION GUIDE

	RC400	RC465	RC525	RC540	RC575	PRO BETON	PRO ZDM200	PRO ZMD944T
NON OXYDES (C 80-90%) (SiC 40-70%)								
Silicon Carbide, Carborundum, Graphite					•			
OXYDES								
Dolomite, Tar (MgO 40% CaO 60%)		•						
Magnesite (MgO 80-95%)		•	•				•	•
Chromite, Chrome (Cr ₂ O ₃ 30-10% MgO 40-80%)			•				•	•
Zirconia, Silica (ZrO ₂ 65-95%) (SiO ₂)				•		•		
LOW CONTENT ALUMINA (AL ₂ O ₃ 25-70%)								
Fireclay			•			•	•	
HIGH CONTENT ALUMINA (AL ₂ O ₃ 70-95%)								
Mulite, Beauxite, Durital, Rocal, Zirmul				•		•		
ELECTROFUSED								
Corhart ZAC, Corhart 104, Zirconia, Jargal	•							
Mulite, Alumina, Basalt	•							
INSULATION			•			•	•	

Most diameters are also available as "silent" versions



EXTREME RC465



LASER

- Laser-welded diamond blade with key-hole geometry.

- For use on oxydes - Dolomite, Tar & Magnesite.

MACHINES	Ø (mm)	BORE (mm)	STEEL TYPE	SEGMENT H/W (mm)	ITEM NO.	EAN	PRICE (€)
	400	25,4	Standard	10/3,2	70184626316*	5450248393146	###,##
	450	25,4	Standard	10/3,8	70184626317*	5450248372158	###,##
	450	25,4	Silencio	10/3,8	70184630620	5450248443292	###,##
	500	25,4	Standard	10/3,8	70184626318	5450248372165	###,##
	600	25,4	Standard	10/3,8	70184626319*	5450248393153	###,##
	650	25,4	Standard	10/3,8	70184629314*	5450248466345	###,##

* Available on request



EXTREME RC525



LASER

- Laser-welded diamond blade with key-hole geometry.
- Fireclay insulation brick.

- For use on oxydes - Magnesite & Chromite, Chrome. Low Content Alumina < 70%.

MACHINES	Ø (mm)	BORE (mm)	STEEL TYPE	SEGMENT H/W (mm)	ITEM NO.	EAN	PRICE (€)
	500	25,4	Silencio	12/3,8	70184641533	5450248491118	###,##
	500	25,4	Standard	12/3,8	70184626283*	5450248466369	###,##
	600	25,4	Standard	12/3,8	70184626706*	5450248466383	###,##

* Available on request





BLADES FOR REFRACTORY MATERIALS FOR MASONRY SAWS

EXTREME RC540



***LASER**

- Laser-welded diamond blade with wide-gullet geometry.
- For use on Oxydes - Zirconia, Silica. High Content Alumina >70% - Mullite. Beauxite, Durital, Rocal, Zirmul.

MACHINES	Ø (mm)	BORE (mm)	STEEL TYPE	SEGMENT H/W (mm)	ITEM NO.	EAN	PRICE (€)
	350	25,4	Standard	10/2,8	70184626285	5450248393108	###,##
	400	25,4	Standard	10/3,2	70184626286*	5450248393115	###,##
	450	25,4	Standard	10/3,8	70184626287	5450248393122	###,##
	500	25,4	Standard	10/3,8	70184626288	5450248393139	###,##
	500	25,4	Silencio	10/3,8	70184626693	5450248547273	###,##
	600	25,4	Standard	10/3,8	70184626707*	5450248393177	###,##



* Available on request

EXTREME RC575



***LASER**

- Laser-welded diamond blade with wide-gullet geometry.
- For use on Non Oxydes - Silicon Carbide, Carborundum, Graphite.

MACHINES	Ø (mm)	BORE (mm)	STEEL TYPE	SEGMENT H/W (mm)	ITEM NO.	EAN	PRICE (€)
	400	25,4	Standard	10/3,2	70184626321*	5450248466437	###,##
	450	25,4	Standard	10/3,8	70184626322*	5450248466444	###,##
	450	25,4	Silencio	10/3,8	70184647831	5450248571223	###,##
	500	25,4	Silencio	10/3,8	70184631081	5450248451402	###,##
	500	25,4	Standard	10/3,8	70184626323*	5450248466451	###,##
	600	25,4	Standard	10/3,8	70184626324*	5450248466468	###,##



* Available on request





PRO BETON



***LASER**

- Good value for money laser-welded blade, with 10mm high free-cutting segments, for wet or dry cutting.
- Versatile product designed for petrol handheld saws, floor saws and masonry saws.
- For use on concrete, reinforced concrete, concrete slabs, refractory blocks containing aluminium oxides.

MACHINES	Ø (mm)	BORE (mm)	SEGMENT H/W (mm)	ITEM NO.	EAN	PRICE (€)
	350	25,4	10/2,8	70184627061	5450248372585	###,##
	400	25,4	10/3,2	70184627062	5450248372592	###,##
	450	25,4	10/3,2	70184627063	5450248372608	###,##
	500	25,4	10/3,8	70184627064	5450248372615	###,##
	600	25,4	10/4,0	70184627065	5450248372622	###,##



PRO ZDM 200



***LASER**

- Very good value for money laser welded refractory blade for wet or dry cutting.
- For use on refractory materials such as oxides, magnesite, chromite and insulation bricks.

MACHINES	Ø (mm)	BORE (mm)	SEGMENT H/W (mm)	ITEM NO.	EAN	PRICE (€)
	350	25,4	7/2,4	70184610238	5450248004424	###,##
	450	25,4	7/3,2	70184610239	5450248004431	###,##
	500	25,4	7/3,2	70184610240*	5450248242505	###,##

* Available on request



PRO ZMD 944T



***LASER**

- Very good value for money laser welded refractory blade for wet or dry cutting.
- For use on refractory materials such as oxides, magnesite, chromite and insulation bricks.

MACHINES	Ø (mm)	BORE (mm)	SEGMENT H/W (mm)	ITEM NO.	EAN	PRICE (€)
	350	25,4	7/2,4	70184610284	5450248005582	###,##
	450	25,4	7/3,2	70184610285	5450248005599	###,##
	500	25,4	7/3,2	70184610286	5450248230151	###,##



DRILLING CORE BITS FOR CONCRETE

Discover our core bits especially designed for drilling: Reinforced concrete, cured concrete, kerb stones, concrete pipes, engineering bricks, facing bricks, refractory bricks, flagstones and paving stones, block paving, washed gravel concrete slabs, natural stone, flint, sandstone, limestone.




EXTREME CB BETON



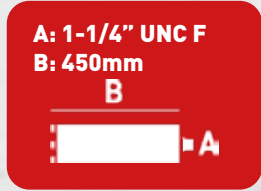
LASER

The Extreme CB Beton diamond core bit uses a unique configuration of bond and diamond specification in a revolutionary new dual fluted/tapered segment, for extreme performance: easy drill-start, 20% faster drilling speed than standard corebits, better product life with 12mm segment height.

- **Useful length:** 450mm.
- **Connection:** 1 1/4" UNC female thread.
- **Applications:** concrete and reinforced concrete.
- Replacement segments can be found on page 88.



OD / ID* (mm)	SEGMENT L / W / H (mm)	No. SEGMENTS	ITEM No.	EAN	PRICE (€)
48/41	24/3,6/12	4	70184629370	5450248414544	###,##
52/45	24/3,6/12	4	70184629161	5450248403296	###,##
62/55	24/3,6/12	5	70184629338	5450248414551	###,##
67/60	24/3,6/12	5	70184629162	5450248403302	###,##
77/70	24/3,6/12	6	70184629163	5450248403319	###,##
82/75	24/3,6/12	6	70184629174	5450248403364	###,##
87/80	24/3,6/12	7	70184630450	5450248441397	###,##
92/85	24/3,6/12	7	70184629167	5450248403234	###,##
102/95	24/3,6/12	8	70184629176	5450248403388	###,##
107/100	24/3,6/12	9	70184629091	5450248403265	###,##
112/105	24/3,6/12	9	70184629052	5450248403258	###,##
117/110	24/3,6/12	9	70184629685**	5450248566458	###,##
122/114	24/4/12	9	70184629455	5450248414568	###,##
127/119	24/4/12	10	70184629175	5450248403371	###,##
132/124	24/4/12	10	70184629339	5450248414575	###,##
142/134	24/4/12	10	70184629866	5450248557296	###,##
152/144	24/4/12	11	70184629104	5450248403272	###,##
162/154	24/4/12	12	70184629165	5450248403326	###,##
178/170	24/4/12	13	70184629166	5450248403333	###,##
182/174	24/4/12	13	70184629349	5450248403418	###,##
187/179	24/4/12	14	70184629177**	5450248403395	###,##
202/192	24/5/12	14	70184629178	5450248403401	###,##
225/215	24/5/12	15	70184629179**	5450248414582	###,##
230/220	24/5/12	15	70184630442	5450248441311	###,##
250/240	24/5/12	16	70184629180	5450248414698	###,##
276/266	24/5/12	17	70184629843**	5450248566502	###,##
300/290	24/5/12	18	70184629534	5450248547198	###,##
350/340	24/5/12	19	70184629701	5450248556497	###,##
400/390	24/5/12	20	70184629902	5450248521914	###,##



* OD / ID: Outer Diameter / Inner Diameter.

Formerly X3

** Available on request



PRO CB BETON



- Applications: concrete and reinforced concrete, masonry blocks. Also suitable for asphalt & abrasive materials.

- Replacement segments can be found on page 88.

- Useful length: 300mm.

- Connection: 1/2" Male thread.

OD / ID* (mm)	CROWN W / H (mm)	No. SEGMENTS	ITEM No.	EAN	PRICE (€)
14/10	7/2,0	1 Crown	70184612947	5450248020585	###,##
16/12	7/2,0	1 Crown	70184612823	5450248015901	###,##
18/14	7/2,0	1 Crown	70184612824	5450248015918	###,##
20/16	7/2,0	1 Crown	70184612825	5450248015925	###,##
22/18	7/2,0	1 Crown	70184612826	5450248015932	###,##
25/21	7/2,0	1 Crown	70184612827	5450248015949	###,##
28/24	7/2,0	1 Crown	70184612828	5450248015956	###,##
30/26	7/2,0	1 Crown	70184612829	5450248015963	###,##
32/28	7/2,0	1 Crown	70184612830	5450248015970	###,##
35/31	7/2,0	1 Crown	70184612831	5450248015987	###,##
38/34	7/2,0	1 Crown	70184612833	5450248016007	###,##
40/36	7/2,0	1 Crown	70184612834	5450248016014	###,##
51/47	7/2,0	1 Crown	70184612835	5450248016021	###,##

* OD / ID: Outer Diameter / Inner Diameter.



- Useful length: 450mm.

- Connection: 1 1/4" UNC female thread.

OD / ID* (mm)	SEGMENT L / W / H (mm)	No. SEGMENTS	ITEM No.	EAN	PRICE (€)
52/45	24/3,5/10	4	70184624870	5450248239123	###,##
57/50	24/3,5/10	4	70184624871	5450248239147	###,##
62/55	24/3,5/10	5	70184624872	5450248239154	###,##
67/60	24/3,5/10	5	70184624873	5450248239161	###,##
72/65	24/3,5/10	5	70184624874	5450248239178	###,##
77/70	24/3,5/10	6	70184624875	5450248239185	###,##
82/75	24/3,5/10	6	70184624876	5450248239192	###,##
87/80	24/3,5/10	6	70184624878	5450248239215	###,##
92/85	24/3,5/10	7	70184624879	5450248239222	###,##
102/95	24/3,5/10	8	70184624880	5450248239239	###,##
107/100	24/3,5/10	8	70184624881	5450248239246	###,##
112/105	24/3,5/10	8	70184624882	5450248239253	###,##
122/114	24/4,0/10	9	70184624883	5450248239277	###,##
127/119	24/4,0/10	9	70184624884	5450248239284	###,##
132/124	24/4,0/10	9	70184624885	5450248239291	###,##
142/134	24/4,0/10	10	70184624886	5450248239307	###,##
152/144	24/4,0/10	11	70184624887	5450248239314	###,##
162/154	24/4,0/10	11	70184624888	5450248239321	###,##
172/164	24/4,0/10	12	70184624889	5450248239338	###,##
182/174	24/4,0/10	12	70184624890	5450248239345	###,##
202/194	24/4,0/10	14	70184624892	5450248239369	###,##
212/203	24/4,5/10	14	70184624893**	5450248239376	###,##
227/218	24/4,5/10	15	70184624894	5450248239383	###,##
252/243	24/4,5/10	16	70184624895	5450248239406	###,##
272/263	24/4,5/10	18	70184624896**	5450248239413	###,##
300/290	24/5,0/10	19	70184624897	5450248239437	###,##
350/340	24/5,0/10	21	70184624900	5450248239468	###,##

* OD / ID: Outer Diameter / Inner Diameter.

** Available on request





CORE BITS FOR CONCRETE

CLASSIC CB BETON



- Core drill with brazed segments.
- **Applications:** concrete and reinforced concrete, masonry blocks. Also suitable for asphalt & abrasive materials.
- **Useful length:** 400mm.
- **Good value for money.**
- Replacement segments can be found on page 88.
- **Connection:** 1/2 Male thread.

OD / ID* (mm)	SEGMENT L / W / H (mm)	No. SEGMENTS	ITEM No.	EAN	PRICE (€)
32/26	16/3,0/7	3	70184694514	5450248689195	###,##
42/36	16/3,0/7	3	70184694516	5450248689218	###,##
52/46	24/3,0/10	4	70184694517	5450248689225	###,##
62/46	24/3,0/10	5	70184694518	5450248689232	###,##
72/65	24/3,5/10	6	70184694519	5450248689249	###,##
82/75	24/3,5/10	7	70184694520	5450248689256	###,##
92/85	24/3,5/10	8	70184694521	5450248689263	###,##
102/95	24/3,5/10	9	70184694522	5450248689270	###,##
112/105	24/3,5/10	9	70184694523	5450248689287	###,##
122/115	24/3,5/10	10	70184694524	5450248689294	###,##
132/124	24/4,0/10	10	70184694525	5450248689300	###,##
152/144	24/4,0/10	11	70184694526	5450248689317	###,##

* OD / ID: Outer Diameter / Inner Diameter.

- **Useful length:** 450mm.
- **Connection:** 1 1/4" UNC Female.

OD / ID* (mm)	SEGMENT L / W / H (mm)	No. SEGMENTS	ITEM No.	EAN	PRICE (€)
51/45	24/3,0/10	5	70184613201	5450248184355	###,##
56/50	24/3,0/10	5	70184613202	5450248184119	###,##
61/55	24/3,5/10	5	70184613203	5450248184126	###,##
66/59	24/3,5/10	6	70184613204	5450248184133	###,##
71/64	24/3,5/10	6	70184613205	5450248184140	###,##
76/69	24/3,5/10	6	70184613206	5450248184157	###,##
81/74	24/3,5/10	7	70184613207	5450248184164	###,##
86/79	24/3,5/10	7	70184613208	5450248184171	###,##
91/84	24/3,5/10	8	70184613209	5450248184188	###,##
101/94	24/3,5/10	8	70184613210	5450248184195	###,##
106/99	24/3,5/10	9	70184613211	5450248184201	###,##
111/104	24/3,5/10	9	70184613212	5450248184218	###,##
121/114	24/3,5/10	10	70184613213	5450248184225	###,##
126/118	24/4,0/10	10	70184613214	5450248184232	###,##
131/123	24/4,0/10	10	70184613215	5450248184249	###,##
141/133	24/4,0/10	11	70184613216	5450248184256	###,##
151/143	24/4,0/10	12	70184613217	5450248184263	###,##
161/153	24/4,0/10	12	70184613218	5450248184270	###,##
171/163	24/4,0/10	13	70184613219	5450248184287	###,##
181/173	24/4,0/10	13	70184613220	5450248184294	###,##
186/178	24/4,0/10	13	70184630513	5450248442585	###,##
191/183	24/4,0/10	13	70184613221**	5450248184300	###,##
201/193	24/4,0/10	14	70184613222	5450248184317	###,##
211/203	24/4,0/10	14	70184613223	5450248184324	###,##
225/215	24/5,0/10	15	70184613252	5450248184911	###,##
251/241	24/5,0/10	16	70184613224	5450248184331	###,##
271/261	24/5,0/10	18	70184613253	5450248184928	###,##
300/290	24/5,0/10	20	70184613225	5450248184348	###,##

* OD / ID: Outer Diameter / Inner Diameter.

** Available on request

A: 1/2M B: 400mm

B



A: 1 1/4" UNC F
B: 450mm

B





PRO CB BETON ROBO



- **Applications:** for concrete, reinforced concrete, concrete pipes, ductile iron pipes.
- **Useful length:** 300mm.
- **Connection:** 3-hole flange.
- Especially adapted for use on ROBO core drilling machine.
- Replacement segments can be found on page 88.

OD / ID* (mm)	SEGMENT L / W / H (mm)	No. SEGMENTS	ITEM No.	EAN	PRICE (€)
137/129	24/4,0/10,0	9	70184613170	5450248171522	###,##
152/144	24/4,0/10,0	10	70184612883	5450248018247	###,##
166/158	24/4,0/10,0	10	70184620436	5450248300304	###,##
171/163	24/4,0/10,0	11	70184612955**	5450248021520	###,##
178/170	24/4,0/10,0	12	70184620348**	5450248299561	###,##
182/174	24/4,0/10,0	12	70184613316	5450248208921	###,##
187/179	24/4,0/10,0	12	70184613075	5450248131663	###,##
196/187	24/4,0/10,0	12	70184612882	5450248018230	###,##
201/192	24/4,0/10,0	12	70184612956	5450248194255	###,##
225/216	24/4,0/10,0	12	70184612958	5450248021551	###,##
248/238	24/5,0/10,0	13	70184612884	5450248018254	###,##
251/241	24/5,0/10,0	13	70184612959	5450248021568	###,##
257/247	24/5,0/10,0	13	70184612960	5450248021575	###,##
277/267	24/5,0/10,0	14	70184613080	5450248133940	###,##
299/289	24/5,0/10,0	16	70184613076	5450248131670	###,##

* OD / ID: Outer Diameter / Inner Diameter.

Formerly Robo Forsheda

** Available on request



A: 3-hole
B: 300mm

B



Clipper's Tip

USE THE NORTON CLIPPER 3-HOLED FLANGE WITH 1"¼ FEMALE ADAPTOR - 3100 04594.



PRO CB BETON ROBO SOFT



- **Applications:** for concrete, reinforced concrete, concrete pipes, natural stone and granite.
- **Useful length:** 300mm.
- **Connection:** 3-hole flange.
- Special soft bond for use with hard material and high speed drilling.
- Especially adapted for use on ROBO core drilling machine thanks to its corrugated shape.
- Replacement segments can be found on page 88.

OD / ID* (mm)	SEGMENT L / W / H (mm)	No. SEGMENTS	ITEM No.	EAN	PRICE (€)
355/345	24/5,0/10,0	18	70184603099	5450248749707	###,##

* OD / ID: Outer Diameter / Inner Diameter.

A: 3-hole
B: 300mm

B





CORE BITS FOR CONCRETE

EXTREME CB BETON SEGMENTS



- **Applications:** concrete and reinforced concrete.
- Retipping segments for Extreme Beton corebits.

RANGE (mm)	SEGMENT L / W / H (mm)	ITEM No.	EAN	PRICE (€)
42-57	24/2,8/10	310390374	5450248537267	###,##
58-72	24/2,8/10	310390375	5450248537274	###,##

Formerly X3 Segments



PRO CB BETON CROWNS



- **Applications:** concrete and reinforced concrete, masonry.
- Retipping crowns for Pro CB Beton crownbits.

OD / ID* (mm)	CROWN H / W (mm)	ITEM No.	EAN	PRICE (€)
14/10	7/2,0	310328465	5450248457084	###,##
16/12	7/2,0	310328467	5450248457107	###,##
22/18	7/2,0	310328470	5450248457138	###,##
30/26	7/2,0	310328486	5450248457282	###,##
32/28	7/2,0	310328487	5450248457299	###,##

* OD / ID: Outer Diameter / Inner Diameter.



PRO CB BETON SEGMENTS



- **Applications:** concrete and reinforced concrete, masonry blocks. Also suitable for asphalt & abrasive materials.
- Retipping segments for Pro CB Beton segmented corebits.

RANGE (mm)	SEGMENT L / W / H (mm)	ITEM No.	EAN	PRICE (€)
291-490	24/5,0/10	310377888	5450248498124	###,##





PRO CB BETON SOFT SEGMENTS



RANGE (mm)	SEGMENT L / W / H (mm)	ITEM No.	EAN	PRICE (€)
42-57	24/3,5/10	310461243	5450248720836	###,##
58-72	24/3,5/10	310461244	5450248720843	###,##
73-87	24/3,5/10	310459189	5450248720799	###,##
88-102	24/3,5/10	310459337	5450248720812	###,##
118-146	24/4,0/10	310461266	5450248720867	###,##
147-190	24/4,0/10	310459338	5450248720829	###,##
191-290	24/4,5/10	310459336	5450248720805	###,##
500-1000	24/5,0/10	310461359	5450248720881	###,##



Formerly X14

CLASSIC CB BETON SEGMENTS



- **Applications:** concrete and concrete products.
- Retipping segments for Classic CB Beton corebits.


RANGE (mm)	SEGMENT L / W / H (mm)	ITEM No.	EAN	PRICE (€)
66-76	24/3,5/10	310002555	5450248167938	###,##
96-116	24/3,5/10	310002557	5450248167952	###,##
121-151	24/4,0/10	310002558	5450248167969	###,##
156-186	24/4,0/10	310002559	5450248167976	###,##
191-221	24/4,0/10	310002560	5450248167983	###,##



DRILLING CORE BITS FOR UNIVERSAL BUILDING MATERIALS

Core bits especially designed for drilling masonry and light building materials on hand held machines. Ideal for plumbers and electricians.





CORE BITS FOR UNIVERSAL BUILDING MATERIALS

STANDARD CB UNIVERSAL



LASER




- **Useful length:** 150mm.
- **Connection:** 1/2" BSP Female.
- Conical connection shape improves the mounting of the corebit. A better mount reduces vibration when in use and makes the core bit safer to use.
- Optimised for the best balance between drilling speed, product life and comfort.
- Laser welded segments ensure optimal performance.

OD/ID* (mm)	SEGMENT L / W / H (mm)	QTY SEGMENTS	ITEM No.	EAN	PRICE (€)
28 / 21	13 / 3,5 / 8	3	70184633379	5450248837893	###,##
35 / 28	17 / 3,5 / 8	3	70184633380	5450248837909	###,##
38 / 31	17 / 3,5 / 8	3	70184633381	5450248837916	###,##
45 / 38	24 / 3,5 / 8	3	70184633382	5450248837923	###,##
52 / 45	24 / 3,5 / 8	4	70184633383	5450248837930	###,##
55 / 48	24 / 3,5 / 8	4	70184633384	5450248837947	###,##
65 / 58	24 / 3,5 / 8	4	70184633385	5450248837954	###,##
68 / 61	24 / 3,5 / 8	4	70184633386	5450248837961	###,##
78 / 71	24 / 3,5 / 8	5	70184633387	5450248837978	###,##
105 / 97	24 / 4 / 8	5	70184633388	5450248837985	###,##
107 / 99	24 / 4 / 8	5	70184633389	5450248837992	###,##
117 / 109	24 / 4 / 8	5	70184633390	5450248838005	###,##
127 / 119	24 / 4 / 8	6	70184633391	5450248838012	###,##
152 / 144	24 / 4 / 8	7	70184633392	5450248838029	###,##

**A: 1/2" BSP F
B: 150mm**

B



SEE ALSO SUITCASES ON NEXT PAGE

PRO DS



LASER



- **Length:** 60mm.
- **Connection:** M16 Female.
- **Applications:** medium-hard building materials.
- High quality laser-welded, segmented drill bit for handheld drilling. This professional standard tool is suitable for dry drilling of electrical sockets and switches.

OD* (mm)	ITEM No.	EAN	PRICE (€)
68	70184612873	5450248017592	###,##
82	70184612874	5450248017608	###,##

* OD: Outer Diameter

Formerly Pro Arid DS

A: M16 F B: 60mm

B



CLASSIC DS



LASER




- **Length:** 60mm.
- **Connection:** M16 Female.
- **Application:** medium-hard building materials.
- Representing great value for money, this laser-welded, segmented drill bit is made for handheld drilling and is suitable for dry drilling of electrical sockets and switches.

OD* (mm)	ITEM No.	EAN	PRICE (€)
68	70184620422	5450248230311	###,##
82	70184620423	5450248230335	###,##

* OD: Outer Diameter

A: M16 F B: 60mm

B





DRILLING CORE BITS


DRY DIAMOND CORE DRILLS ARE USED TO CREATE HOLES QUICKLY AND NEATLY IN BRICK AND BLOCK, USUALLY TO ALLOW PIPEWORK THROUGH WALLS




STANDARD CB UNIVERSAL PLUMBER KIT



Dry drilling is a fairly simple process requiring a drill motor of min 800W equipped with a clutch. Power drills or drilling motors with three jaw chucks, SDS and 1/2" BSP fittings can all be used with Norton dry diamond cores once the correct adaptor has been chosen. Accessories like length extensions or dust-swivel can also be fitted (see page 213).

MACHINES	DESCRIPTION	ITEM No.	EAN	PRICE (€)
	STANDARD CB UNIVERSAL DRY DIAMOND CORE 5-SET Containing : 38mm, 52mm, 65mm, 117mm, 127mm Cores, 2 x HEX, 2 x SDS adaptors, 1 x Ejector Drift, 1 x pilot drill	70184633396	5450248838241	###,##

DESCRIPTION	DIAMETER	CONNECTION	LENGTH	ITEM No.	EAN
STANDARD CB UNIVERSAL core bit	38	1/2" Female	150mm	-	-
STANDARD CB UNIVERSAL core bit	52	1/2" Female	150mm	-	-
STANDARD CB UNIVERSAL core bit	65	1/2" Female	150mm	-	-
STANDARD CB UNIVERSAL core bit	117	1/2" Female	150mm	-	-
STANDARD CB UNIVERSAL core bit	127	1/2" Female	150mm	-	-
Adaptor HEX - 1/2" M x 88mm	-	-	-	310011349	5450248230397
Adaptor HEX - 1/2" M x 240mm	-	-	-	-	-
Adaptor SDS - 1/2" M x 115mm	-	-	-	310012391	5450248238782
Adaptor SDS - 1/2" M x 240mm	-	-	-	-	-
Pilot drill Ø10mm	-	-	-	310011347	5450248372776
Ejector drift	-	-	-	310011351	5450248372721

MACHINES	DESCRIPTION	ITEM No.	EAN	PRICE (€)
	STANDARD CB UNIVERSAL DRY DIAMOND CORE 5-SET Containing : 35mm, 45mm, 55mm, 68mm, 105mm Cores, 2 x HEX, 2 x SDS adaptors, 1 x Ejector Drift, 1 x pilot drill,	70184633397	5450248838258	###,##

DESCRIPTION	DIAMETER	CONNECTION	LENGTH	ITEM No.	EAN
STANDARD CB UNIVERSAL core bit	35	1/2" Female	150mm	-	-
STANDARD CB UNIVERSAL core bit	45	1/2" Female	150mm	-	-
STANDARD CB UNIVERSAL core bit	55	1/2" Female	150mm	-	-
STANDARD CB UNIVERSAL core bit	68	1/2" Female	150mm	-	-
STANDARD CB UNIVERSAL core bit	105	1/2" Female	150mm	-	-
Adaptor HEX - 1/2" M x 88mm	-	-	-	310011349	5450248230397
Adaptor HEX - 1/2" M x 240mm	-	-	-	-	-
Adaptor SDS - 1/2" M x 115mm	-	-	-	310012391	5450248238782
Adaptor SDS - 1/2" M x 240mm	-	-	-	-	-
Pilot drill Ø10mm	-	-	-	310011347	5450248372776
Ejector drift	-	-	-	310011351	5450248372721

All above Dry Core Bits have 1/2" BSP female back end fitting.



HEX - 1/2" MALE ADAPTOR



SDS Male - 1/2" MALE ADAPTOR



EJECTOR DRIFT




TAPER MASONRY DRILL



240MM HEX AND SDS - 1/2" F ADAPTORS

DRILLING CORE BITS FOR NATURAL STONE & TILES

For granite, marble, natural stone, ceramic tiles and porcelain.





CORE BITS FOR NATURAL STONE & CERAMIC TILES

PRO CB GRANITE



- **Useful length:** 450mm.
- **Connection:** 1" 1/4 Female.
- **Application:** granite and natural stones.
- Core bit with brased segments, especially designed for wet-drilling of granite and natural stones.

OD / ID* (mm)	No. SEGMENTS	SEGMENT L / W / H (mm)	ITEM No.	EAN	PRICE (€)
52/45	3	3,8x10x24	70184693982**	5450248586906	###,##
62/55	3	3,8x10x24	70184630598**	5450248443001	###,##
82/75	4	3,8x10x24	70184626708**	5450248439387	###,##
101/94	4	3,8x10x24	70184624655**	5450248340195	###,##
127/119	6	4,2x10x24	70184693987**	5450248586951	###,##
151/143	7	4,5x10x24	70184626244**	5450248439394	###,##

* OD / ID: Outer Diameter / Inner Diameter.

** Available on request

A: 1" 1/4 F B: 450mm

B



PRO CB GRANITE SEGMENTS



- **Application:** granite and natural stone.
- Retipping segments for Pro CB Granite core bits.

RANGE (mm)	SEGMENT L / W / H (mm)	ITEM No.	EAN	PRICE (€)
88-102	3,8/2,8x10x24	310451240	5450248719878	###,##
291-490	5,0/4,0x10x24	310451245	5450248719922	###,##





EXTREME VB DRY



- **Connection:** M14 for fitting directly onto angle grinders.

- Vacuum-brazed diamond drills designed for dry-drilling of hard ceramic tiles and natural stones.

OD* (mm)	ITEM No.	EAN	PRICE (€)
6 x M14	70184647338	5450248558699	###,##
8 x M14	70184647339	5450248558705	###,##
10 x M14	70184647340	5450248558712	###,##
12 x M14	70184647341	5450248558729	###,##
14 x M14	70184602901	5450248744634	###,##
18 x M14	70184602902	5450248744641	###,##
20 x M14	70184645760	5450248534099	###,##
28 x M14	70184645761	5450248534105	###,##
30 x M14	70184602903	5450248744658	###,##
32 x M14	70184602904	5450248744665	###,##
35 x M14	70184645762	5450248534112	###,##
40 x M14	70184602905	5450248744672	###,##
45 x M14	70184645763	5450248534129	###,##
50 x M14	70184694357	5450248685593	###,##
55 x M14	70184646255	5450248540472	###,##
60 x M14	70184602906	5450248744689	###,##
65 x M14	70184602907	5450248744696	###,##
68 x M14	70184645764	5450248534136	###,##
70 x M14	70184602908	5450248744702	###,##
75 x M14	70184602909	5450248744719	###,##
82 x M14	70184645765	5450248534143	###,##
102 x M14	70184602119	5450248721673	###,##
107 x M14	70184602120	5450248721680	###,##
132 x M14	70184602121	5450248721697	###,##
Suitcase pack containing dia. 20, 28, 35, 50, 68mm + mounting wrench	70184694328	5450248685029	###,##
Suitcase pack containing dia. 6/8/10/12/35/45/68 + centering device	70184694419	5450248687450	###,##
Suitcase pack containing dia. 20, 35, 40, 68mm + mounting wrench (only EN and DE languages)	70184601112	5450248699354	###,##

* OD: Outer Diameter



CLASSIC VB DRY



- **Connection:** Ø 10mm connection for 3-jaw chuck power drills.
- **Application:** For dry or wet drilling.

- Electroplated diamond drills designed for drilling all types of tiles found in the industry, will also give outstanding performance on hard and brittle materials such as marble, granite and porcelain.

OD* (mm)	ITEM No.	EAN	PRICE (€)
6	310305776	5450248344896	###,##
8	310305777	5450248344902	###,##
10	310305778	5450248344919	###,##
12	310305780	5450248344933	###,##
14	310305792	5450248345077	###,##
28	310305793	5450248345084	###,##
35	310305794	5450248345091	###,##
45	310316728	5450248350118	###,##
68	310316729	5450248350125	###,##
82	310316730	5450248350132	###,##
3-Pack 6/8/10	310301580	5450248348498	###,##

* OD: Outer Diameter

** Available on request





ACCESSORIES

DESCRIPTION	ITEM No.	EAN	PRICE (€)
Centering device for small diameters up to 28mm	310491177	5450248716297	###,##
Centering device for diameters up to 90mm	70184645766	5450248534167	###,##
M14-Hex adaptor	310464939	5450248685708	###,##



ACCESSORIES



DRILLING CORE BITS FOR ASPHALT & ABRASIVE MATERIALS

Discover our core bits especially designed for drilling asphalt, asphalt over concrete, green concrete & abrasive materials. To be used on powerful drilling machines.





CORE BITS FOR ASPHALT & ABRASIVE MATERIALS

EXTREME CB ASPHALT



- **Useful length:** 450mm.
- **Connection:** 1" ¼ Female.
- **Applications:** For roads and pavements.
- High performance, laser welded core bit ideal for abrasive materials and powerful machines.
- Featuring fluted segments which provide speed and extended product life.

OD / ID* (mm)	No. SEGMENTS	SEGMENT L / W / H (mm)	ITEM No.	EAN	PRICE (€)
77/69	6	3,8x12x24	70184630762**	5450248458302	###,##
102/94	8	3,8x12x24	70184630769**	5450248472667	###,##
117/109	9	3,8x12x24	70184630773**	5450248472681	###,##
127/119	10	4,2x12x24	70184630774**	5450248472698	###,##
152/144	11	4,2x12x24	70184630776**	5450248472711	###,##
162/154	12	4,2x12x24	70184630777**	5450248472728	###,##
202/193	14	4,5x12x24	70184630780**	5450248472759	###,##

* OD / ID: Outer Diameter / Inner Diameter.

Formerly X5

** Available on request



A: 1" ¼ F
B: 450mm

B



NORTON

SAINT-GOBAIN

clipper

NORTON CLIPPER WOOD



GETTING TO KNOW OUR PRODUCT RANGES

The Norton Clipper product range offers a solution for four key material applications, with a number of options available depending on the machine and the cut required. From cutting Wood & Composites on a Table Saw, to reciprocating saw, we have you covered.

RECIPROCATING SAWS



REFERENCE NUMBER	PRODUCT NAME	DESCRIPTION	WORKING LENGTH (MM)	OVERALL LENGTH (MM)	WOOD & COMPOSITES	MULTI-MATERIALS	VENEER & LAMINATE	ALUMINIUM
70184608354	S1543HM	RECIP BLADE TCT 240 S1543HM	220	240		Δ		
70184608355	S 1243 HM	RECIP BLADE TCT 304 S1243HM	260	304		Δ		
70184608356	S 2243 HM	RECIP BLADE TCT 455 S2243HM	415	455		Δ		
70184608357	S 1122 HF	RECIP BLADE BIM 228 S1122HF	208	228		Δ I		
70184608358	S 1411 DF	RECIP BLADE BIM 300 S1411DF	280	300		Δ O		
70184608359	S 1111 DF	RECIP BLADE BIM 228 S1111DF	208	228		Δ		
70184608360	S 1542 K	RECIP BLADE HCS 240 S1542K	220	240	Δ			
70184608361	S 1131 L	RECIP BLADE HCS 240 S1131L	220	240	Δ			
70184608362	S 2345 X	RECIP BLADE HCS 200 S2345X	180	200	+			
70184608363	S 644 D	RECIP BLADE HCS 152 S644D	132	152	+ O			
70184608364	S 922 HF	RECIP BLADE BIM 152 S922HF	132	152		Δ		
70184608365	S610VF	RECIP BLADE BIM/CO 152 S610VF	132	152		Δ		
70184608366	S1210VF	RECIP BLADE BIM/CO 300 S1210VF	280	300		Δ		

KIT



REFERENCE NUMBER	PRODUCT NAME	DESCRIPTION	WORKING LENGTH (MM)	OVERALL LENGTH (MM)	WOOD & COMPOSITES	MULTI-MATERIALS	VENEER & LAMINATE	ALUMINIUM
	T144DP (2x)		76	100	Δ I			
	T144D (2x)		76	100	Δ I			
70184608383	T101B (2x)	KIT 10 HCS JIGSAW BLADES	76	100	I ++			
	T244D (2x)		76	100	Δ O			
	T101A0 (2x)		50	76	+ O			
70184608384		KIT 2 TCT PLANNER KNIVES 82mm		82	+			

KEY



Ripping



Fast Cut



Curved Cut



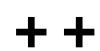
Clean Cut



Straight Cut



Cross Cutting



Extra Clean Cut

JIGSAW



REFERENCE NUMBER	PRODUCT NAME	DESCRIPTION	WORKING LENGTH (MM)	OVERALL LENGTH (MM)	WOOD & COMPOSITES	MULTI-MATERIALS	VENEER & LAMINATE	ALUMINIUM
70184608367	T 344 D	JIGSAW BLADE HCS 132 T344D	110	132	Δ			
70184608368	T 234 X	JIGSAW BLADE HCS 116 T234X	90	116	Δ+			
70184608369	T 301 CD	JIGSAW BLADE HCS 116 T301CD	90	116	O+			
70184608370	T 308 BF	JIGSAW BLADE BIM 117 T308BF	91	117	++			
70184608371	T 101 B	JIGSAW BLADE HCS 100 T101B	76	100	++			
70184608372	T 144 DP	JIGSAW BLADE HCS 100 T144DP	76	100	Δ+			
70184608373	T 101 AO	JIGSAW BLADE HCS 76 T101AO	50	76	+ O			
70184608374	T 101 BR	JIGSAW BLADE HCS 100 T101BR	76	100	++			
70184608375	T 244 D	JIGSAW BLADE HCS 100 T244D	76	100	Δ O			
70184608376	T 119 BO	JIGSAW BLADE HCS 76 T119BO	50	76	Δ O			
70184608377	T 308 BFP	JIGSAW BLADE BIM 100 T308BFP		100	++			
70184608378	T 119 B	JIGSAW BLADE HCS 76 T119B	50	76	Δ			
70184608379	T 101 BIF	JIGSAW BLADE BIM 82 T101BIF	56	82			++	
70184608380	T 218 A	JIGSAW BLADE HCS 76 T218A	50	76				+ O
70184608381	T 118 B	JIGSAW BLADE HCS 76 T118B	50	76				+
70184608382	T 127 D	JIGSAW BLADE HCS 100 T127D	76	100				Δ+

MITRE SAW



REFERENCE NUMBER	DIAMETER (MM)	DIAMETER X TOOTH DIAMETER X BORE (MM)	TOOTH NUMBER / TOOTH SHAPE	WOOD & COMPOSITES	MULTI-MATERIALS	VENEER & LAMINATE	ALUMINIUM
70184608088	160	160 x 2,6/1,6 x 20	48/ATB Neg	+ X			
70184608096	190	190 x 2,8/1,8 x 30	48/ATB Neg	Δ- + X			
70184608135	190	190 x 2,6/1,8 x 30	60/TCG Neg				++
70184608099	216	216 x 2,8/1,8 x 30	48/ATB Neg	Δ- + X			
70184608056	216	216 x 2,8/1,8 x 30	24/ATB Neg	Δ-			
70184608057	216	216 x 2,3/1,8 x 30	36/ATB Neg	Δ- X			
70184608136	216	216 x 2,6/1,8 x 30	80/TCG Neg				++
70184608137	230	230 x 2,8/2,0 x 30	80 TCG Neg				++
70184608065	250	250 x 3,2/2,2 x 30	24/ATB Neg	Δ-			
70184608138	250	250 x 2,8/2,0 x 30	80/TCG Neg				++
70184608114	255	255 x 3,2/2,2 x 30	60/ATB Neg	Δ- + X			
70184608067	255	255 x 3,2/2,2 x 30	24/ATB Neg	Δ-			
70184608068	255	255 x 2,6/1,8 x 30/16	24/ATB Neg	Δ-			
70184608139	255	255 x 3,0/2,2 x 30	80/TCG Neg				++
70184608115	260	260 x 2,6/1,8 x 30	48/ ATB Neg	Δ- + X			
70184608116	260	260 x 2,6/1,8 x 30	60/ATB Neg	Δ- + X			
70184608124	305	305 x 3,2/1,2 x 30	60/ATB Neg	Δ- + X			
70184608072	305	305 x 3,2/2,2 x 30	36/ATB Neg	Δ-			
70184608140	305	305 x 3,0/2,2 x 30	96/TCG Neg				++

CIRCULAR & TABLE SAW



REFERENCE NUMBER	DIAMETER (MM)	DIAMETER X TOOTH DIA X BORE (MM)	TOOTH N° /TOOTH SHAPE	WOOD & COMPOSITES	MULTI-MATERIALS	VENEER & LAMINATE	ALUMINIUM
70184608030	100	100 x 2,6/1,6 x 20	24/ATB	△-	X		
70184608032	120	120 x 1,8/1,2 x 20	24/ATB	△-	X		
70184608033	125	125 x 2,6/1,6 x 20	24/ATB	△-	X		
70184608034	130	130 x 2,6/1,6 x 20/16	24/ATB	△-	X		
70184608035	150	150 x 2,6/1,6 x 30/20	24/ATB	△-	X		
70184608036	150	150 x 3,6/2,6 x 20	24/ATB	△-	X		
70184608037	150	150 x 3,6/2,6 x 30	24/ATB	△-	X		
70184608038	160	160 x 2,6/1,6 x 20	16/ATB	△-			
70184608039	160	160 x 2,6/1,6 x 16	24/ATB	△-	X		
70184608040	160	160 x 1,8/1,2 x 20	24/ATB	△-	X		
70184608041	160	160 x 2,2/1,6 x 30/20	24/ATB	△-	X		
70184608042	160	160 x 2,6/1,6 x 20	24/ATB	△-	X		
70184608043	160	160 x 2,6/1,6 x 30/20	24/ATB	△-	X		
70184608044	160	160 x 2,8/1,8 x 20	24/ATB	△-	X		
70184608045	165	165 x 1,8/1,2 x 20	24/ATB	△-	X		
70184608046	165	165 x 2,6/1,6 x 20	24/ATB	△-	X		
70184608047	170	170 x 2,6/1,6 x 30/20/16	24/ATB	△-	X		
70184608048	170	170 x 2,8/1,8 x 30	24/ATB	△-	X		
70184608049	180	180 x 2,8/1,8 x 30/20/16	24/ATB	△-	X		
70184608050	180	180 x 2,8/1,8 x 30	30/ATB	△-	X		
70184608051	185	185 x 1,8/1,2 x 30/20/16	24/ATB	△-	X		
70184608052	190	190 x 2,8/1,8 x 30/20/16	24/ATB	△-	X		
70184608054	210	210 x 2,8/1,8 x 30	24/ATB	△-	X		
70184608055	210	210 x 2,8/1,8 x 30	36/ATB	△-	X		
70184608142	216	216 x 2,6/1,8 x 30	60/TCG			++	
70184608143	216	216 x 2,3/1,8 x 30	60/TCG			++	
70184608058	220	220 x 2,8/1,8 x 30	24/ATB	△-	X		
70184608059	225	225 x 2,6/1,6 x 30	32/ATB	△-	X		
70184608061	230	230 x 2,8/1,8 x 30	36/ATB	△-	X		
70184608060	230	230 x 2,8/1,8 x 30	24/ATB	△-			
70184608063	235	235 x 2,8/1,8 x 30	36/ATB	△-	X		
70184608062	235	235 x 2,8/1,8 x 30/16	24/ATB	△-			

KEY



Ripping



Fast Cut



Curved Cut



Clean Cut



Straight Cut



Cross Cutting



Extra Clean Cut

CIRCULAR & TABLE SAW



REFERENCE NUMBER	DIAMETER (MM)	DIAMETER X TOOTH DIA X BORE (MM)	TOOTH N° /TOOTH SHAPE	WOOD & COMPOSITES	MULTI-MATERIALS	VENEER & LAMINATE	ALUMINIUM
70184608064	240	240 x 3,0/2,0 x 30	24/ATB	△-			
70184608066	250	250 x 3,2/2,2 x 30	36/ATB	△- X			
70184608145	250	250 x 2,8/2,0 x 30	60/TCG			++	
70184608069	260	260 x 3,2/2,2 x 30	24/ATB	△-			
70184608070	280	280 x 3,2/2,2 x 30	24/ATB	△-			
70184608071	305	305 x 3,2/2,2 x 30	24/ATB	△-			
70184608073	315	315 x 3,2/2,2 x 30	24/ATB	△-			
70184608074	330	330 x 3,2/2,2 x 30	40/ATB	△-			
70184608075	355	355 x 3,2/2,4 x 30	24/ATB	△-			
70184608076	355	355 x 3,2/2,4 x 30	40/ATB	△-			
70184608081	125	125 x 2,6/1,6 x 20	36/ATB	+ X			
70184608082	130	130 x 2,6/1,6 x 20	36/ATB	+ X			
70184608083	150	150 x 2,6/1,6 x 30/20	48/ATB	+ X			
70184608084	160	160 x 2,6/1,6 x 20	40/ATB	+ X			
70184608085	160	160 x 2,6/1,6 x 30/16	48/ATB	+ X			
70184608086	160	160 x 1,8/1,2 x 20	48/ATB	+ X			
70184608087	160	160 x 2,6/1,6 x 20	48/ATB	+ X			
70184608089	160	160 x 2,2/1,6 x 20	60/ATB	+ X			
70184608090	160	165 x 2,6/1,6 x 20	48/ATB	+ X			
70184608091	165	165 x 2,6/1,6 x 20	64/ATB	+ X			
70184608092	170	170 x 2,6/1,6 x 30/16	48/ATB	+ X			
70184608093	180	180 x 2,8/1,8 x 30/20/16	48/ATB	+ X			
70184608094	190	190 x 2,8/1,8 x 30	40/ATB	+ X			
70184608095	190	190 x 2,8/1,8 x 30/20/16	48/ATB	+ X			
70184608097	210	210 x 2,8/1,8 x 30	48/ATB	+ X			
70184608098	210	210 x 2,8/1,8 x 30	64/ATB	+ X			
70184608100	220	220 x 2,8/1,8 x 30	48/ATB	+ X			
70184608101	225	225 x 2,8/1,8 x 30	48/ATB	+ X			
70184608102	225	225 x 2,6/1,6 x 30	64/ATB	+ X			
70184608103	230	230 x 2,8/1,8 x 30	48/ATB	+ X			
70184608104	230	230 x 2,8/1,8 x 30	64/ATB	+ X			

KEY

—	△	○	+		X	++
Ripping	Fast Cut	Curved Cut	Clean Cut	Straight Cut	Cross Cutting	Extra Clean Cut

CIRCULAR & TABLE SAW



REFERENCE NUMBER	DIAMETER (MM)	DIAMETER X TOOTH DIA X BORE (MM)	TOOTH N° /TOOTH SHAPE	WOOD & COMPOSITES	MULTI-MATERIALS	VENEER & LAMINATE	ALUMINIUM
70184608105	235	235 x 2,8/1,8 x 30/16	48/ATB	+	X		
70184608106	235	235 x 2,8/1,8 x 30	64/ATB	+	X		
70184608107	235	235 x 2,8/1,8 x 30	80/ATB	+	X		
70184608108	240	240 x 3,0/2,0 x 30	48/ATB	+	X		
70184608109	250	250 x 3,2/2,2 x 30	48/ATB	+	X		
70184608110	250	250 x 3,2/2,2 x 30	60/ATB	+	X		
70184608111	250	250 x 3,2/2,2 x 30	96/ATB	+	X		
70184608112	255	255 x 3,2/2,2 x 30	40/ATB	+	X		
70184608113	255	255 x 3,2/2,2 x 30	40/ATB	+	X		
70184608117	260	260 x 3,2/2,2 x 30	40/ATB	+	X		
70184608118	260	260 x 3,2/2,2 x 30	60/ATB	+	X		
70184608119	280	280 x 3,2/2,2 x 30	48/ATB	+	X		
70184608120	280	280 x 3,2/2,2 x 30	60/ATB	+	X		
70184608121	300	300 x 3,2/2,2 x 30	48/ATB	+	X		
70184608122	300	300 x 3,2/2,2 x 30	60/ATB	+	X		
70184608123	305	305 x 3,2/2,2 x 30	48/ATB	+	X		
70184608125	305	305 x 3,2/2,2 x 30	96/ATB	+	X		
70184608124	305	305 x 3,2/2,2 x 30	60/ATB Neg	+	X		
70184608126	355	355 x 3,2/2,4 x 30	60/ATB	+	X		
70184608127	355	355 x 3,2/2,4 x 30	80/ATB	+	X		
70184608132	300	300 x 3,2/2,2 x 30	20/Demolition			△-	
70184608144	225	225 x 2,6/1,6 x 30	60/TCG			++	
70184608146	305	305 x 3,0/2,2 x 30	80/TCG			++	
70184608128	160	160 x 3,0/2,0 x 20	18/Demolition			△-	
70184608129	190	190 x 3,0/2,0 x 30	20/Demolition			△-	
70184608130	216	216 x 3,0/2,0 x 30	24/Demolition			△-	
70184608131	230	230 x 3,0/2,0 x 30	24/Demolition			△-	
70184608133	315	230 x 2,8/1,8 x 30	20/Demolition			△-	
70184608134	350	350 x 3,5/2,5 x 30	24/Demolition			△-	
70184608141	160	160 x 2,2/1,6 x 20	48/TCG			++	
70184608053	190	190 x 2,8/1,8 x 30	30/ATB	△-	X		

KEY

—

Ripping

△

Fast Cut

○

Curved Cut

+

Clean Cut

|

Straight Cut

X

Cross Cutting

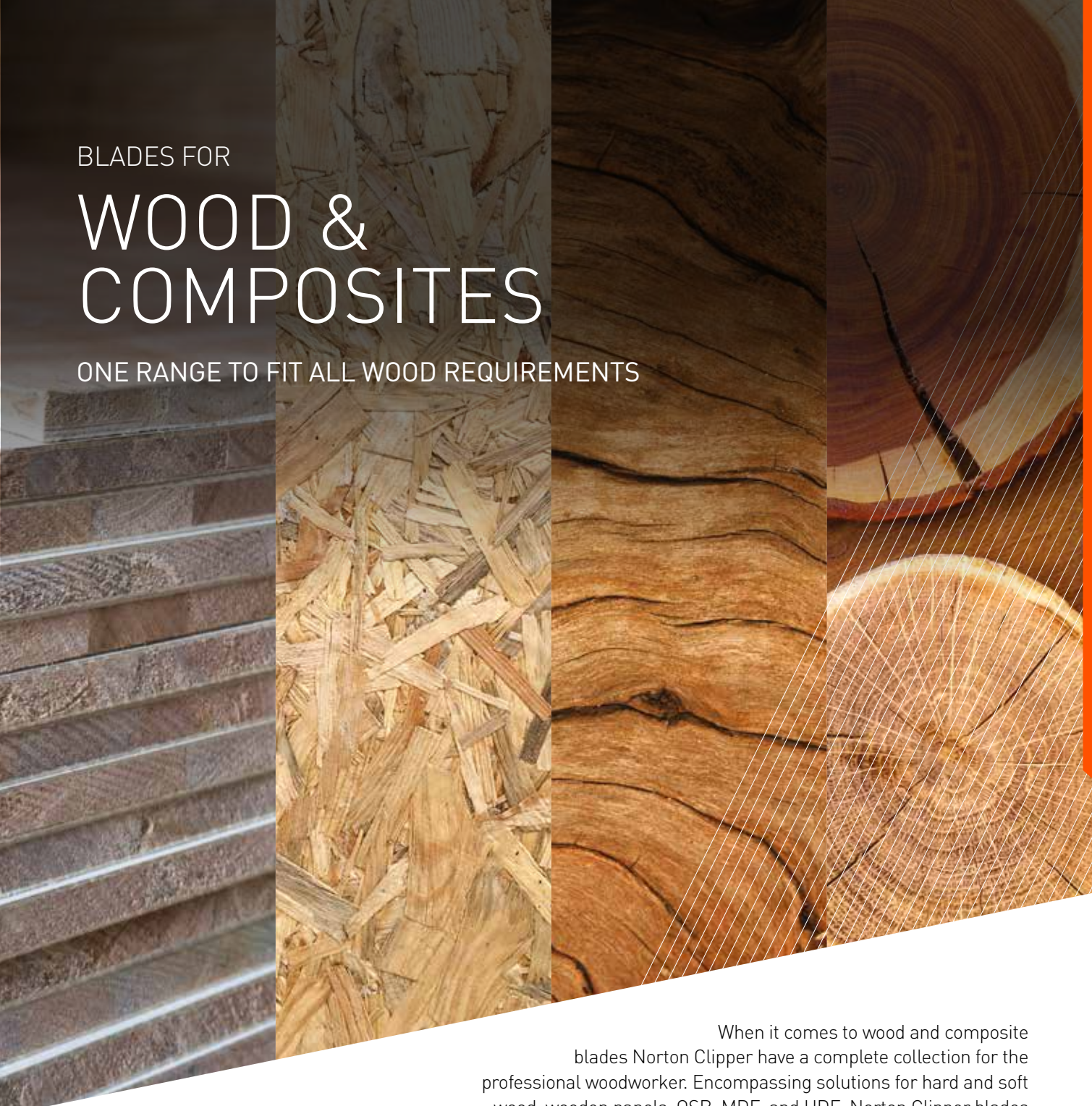
++

Extra Clean Cut

BLADES FOR

WOOD & COMPOSITES

ONE RANGE TO FIT ALL WOOD REQUIREMENTS



When it comes to wood and composite blades Norton Clipper have a complete collection for the professional woodworker. Encompassing solutions for hard and soft wood, wooden panels, OSB, MDF, and HDF, Norton Clipper blades are built for power, precision and durability.

CORE BITS



Perfectly round holes every time; the Norton Clipper Hole Saw is a 'cut' above the rest in wood and composites.



Diameters available	Application	Pack Quantity	Item No.	EAN	Price (€)
TCT: 22 / 25 / 32 / 35 / 40 / 44 / 51 / 60 / 65 / 68 / 76 / 102	Soft wood & composites	12 + 2 Arbors	70184608385	5450248772200	###,##

*1PC ARBOR 9.5mm (3/8") hex shank with 1pc HSS pilot drill + 1PC ARBOR 11mm (7/16") hew shank with 1pc HSS pilot drill



JIGSAWS



Whatever the application, Norton Clipper have a jigsaw blade for it. This range always delivers fast, clean cutting performance for a variety of different natural and man-made wood materials.

Max Material Height (mm)	Working Length (mm)	Overall Length (mm)	Cut (fine, fast, straight, curved)	Teeth Material	TPI	Pack Quantity	Product Name	Item No.	EAN	Price (€)
Thick construction timber, softwood(5-65mm), chipboards, wood core plywood, fibre boards	110	132	Fast & straight cut	HCS	6T	3	T 344 D	70184608367	5450248772026	###,##
Softwood (2-65mm), chipboards, wood core plywood, fibre boards	90	116	Clean & straight cut	HCS	8/12T	3	T 234 X	70184608368	5450248772033	###,##
Softwood, chipboards, wood core plywood, fibre boards (10-65 mm)	90	116	Clean, straight & curved cut	HCS	8T	3	T 301 CD	70184608369	5450248772040	###,##
Laminated panels, plastic and fibre boards (5-50mm)	91	117	Extra clean & straight cut	BIM	10T	3	T 308 BF	70184608370	5450248772057	###,##
Softwood, chipboard, wood core plywood, fibre boards (3-30 mm), plastics/epoxy (diameter <30 mm)	76	100	Clean & straight cut	HCS	10T	3	T 101 B	70184608371	5450248772064	###,##
Softwood, chipboards, wood core plywood, fibre boards (5-50 mm), doors, kitchen worktops (<50 mm)	76	100	Fast & straight cut	HCS	6T	3	T 144 DP	70184608372	5450248772071	###,##
Softwood, plywood, laminated panels (1.5-15 mm), especially for curve cuts	50 76		Clean curved cut	HCS	20T	3	T 101 AO	70184608373	5450248772088	###,##
Softwood, chipboard, wood core plywood, fibre boards (3-30 mm), laminated panels, clean surface	76	100	Extra clean & straight cut	HCS	10T	3	T 101 BR	70184608374	5450248772095	###,##
Softwood (5-50 mm), chipboards, wood core plywood, fibre boards, especially for curve cuts	76	100	Fast & curved cut	HCS	6T	3	T 244 D	70184608375	5450248772101	###,##
Softwood (2-15 mm), plywood, chipboard, wood core plywood, fibre boards, especially for curve cuts	50	76	Fast & curved cut	HCS	12T	3	T 119 BO	70184608376	5450248772118	###,##
Laminated panels, plastic and fibre boards (5-50mm)		100	Extra clean & straight cut	BIM	12T	3	T 308 BFP	70184608377	5450248772125	###,##
Softwood (2-15 mm), plywood, chipboards, wood core plywood, fibre boards	50	76	Fast & straight cut	HCS	12T	3	T 119 B	70184608378	5450248772132	###,##
5 - 50 3 - 30 1,5 - 15	76	100	Fast cut / Clean cut / Normal cut	T144DP:HCS T144D:HCS T101B:HCS T244D:HCS T101AO:HCS	T144DP:6T T144D:6T T101B:10T T244D:6T T101AO:20T	10		70184608383	5450248772187	###,##

RECIPROCATING SAW BLADES



All Norton Clipper Reciprocating Saw blades for wood and composites offer the user outstanding performance whether it be fast and straight or clean, curved cutting.

Max Material Height (mm)	Working Length (mm)	Overall Length (mm)	Cut Type	Teeth Material	TPI	Pack Quantity	Product Name	Item No.	EAN	Price (€)
Fuel wood, damp wood (dia. 15-190mm)	220	240	Fast cut	HCS	3T	2	S 1542 K	70184608360	5450248771951	###,##
Coarse, fast cuts in wood (tree cutting and pruning)	220	240	Fast cut	HCS	5T	2	S 1131 L	70184608361	5450248771968	###,##
Timber 6 - 150 mm Plastic 6-150 Wooden panels <175mm	180	200	Clean cut	HCS	6-10T	2	S 2345 X	70184608362	5450248771975	###,##
Construction timber (6-100mm), wooden panels (<75mm), boards; chip, MDF (6-60mm), plywood, plastic (6-100mm). *Especially for plunge cuts	132	152	Curved & clean cut	HCS	6T	2	S 644 D	70184608363	5450248771982	###,##



CIRCULAR SAW / TABLE SAW

This range of circular and table saw blades is optimized for **ripping** and **fast cutting** of all kinds of wood and composite materials. They have less teeth than the finishing blades. The larger diameter blades have an anti-kickback design to ensure the highest safety for the user. These blades can also be professionally resharpened to extend their life.



Blade Diameter (mm)	Thickness (mm)	Bore (mm)	No' of Teeth	Teeth Design	RPM	Product Name	Item No.	EAN	Price (€)
100	2,6 / 1,6	20	24T	ATB	15300	WR.100.20.Z24.1	70184608030	5450248769262	###,##
120	1,8 / 1,2	20	24T	ATB	12800	WR.120.20.Z24.1	70184608032	5450248769279	###,##
125	2,6 / 1,6	20	24T	ATB	12000	WR.125.20.Z24.1	70184608033	5450248769286	###,##
130	2,6 / 1,6	20/16	24T	ATB	11800	WR.130.20.Z24.1	70184608034	5450248769293	###,##
150	2,6 / 1,6	30/20	24T	ATB	10000	WR.150.30.Z24.1	70184608035	5450248769309	###,##
150	2,8 / 1,8	20	24T	ATB	10000	WR.150.20.Z24.1	70184608036	5450248769316	###,##
150	3,6 / 2,6	30	24T	ATB	10000	WR.150.30.Z24.2	70184608037	5450248769323	###,##
160	2,6 / 1,6	16	24T	ATB	9500	WR.160.16.Z24.1	70184608039	5450248769347	###,##
160	2,6 / 1,6	20	16T	ATB	9500	WR.160.20.Z16.1	70184608038	5450248769330	###,##
160	1,8 / 1,2	20	24T	ATB	9500	WR.160.20.Z24.1	70184608040	5450248769354	###,##
160	2,6 / 1,6	20	24T	ATB	9500	WR.160.20.Z24.2	70184608042	5450248769378	###,##
160	2,8 / 1,8	20	24T	ATB	9500	WR.160.20.Z24.3	70184608044	5450248769392	###,##
160	2,2 / 1,6	30/20	24T	ATB	9500	WR.160.30.Z24.1	70184608041	5450248769361	###,##
160	2,6 / 1,6	30/20	24T	ATB	9500	WR.160.30.Z24.2	70184608043	5450248769385	###,##
165	1,8 / 1,2	20	24T	ATB	9500	WR.165.20.Z24.1	70184608045	5450248769408	###,##
165	2,6 / 1,6	20	24T	ATB	9500	WR.165.20.Z24.2	70184608046	5450248769415	###,##
170	2,6 / 1,6	30/20/16	24T	ATB	9000	WR.170.30.Z24.1	70184608047	5450248769422	###,##
170	2,8 / 1,8	30	24T	ATB	9000	WR.170.30.Z24.2	70184608048	5450248769439	###,##
180	2,8 / 1,8	30/20/16	24T	ATB	8500	WR.180.30.Z24.1	70184608049	5450248769446	###,##
180	2,8 / 1,8	30	30T	ATB	8500	WR.180.30.Z30.1	70184608050	5450248769453	###,##
185	1,8/1,2	30/20/16	24T	ATB	8500	WR.185.30.Z24.1	70184608051	5450248769460	###,##
190	2,8 / 1,8	30/20/16	24T	ATB	8000	WR.190.30.Z24.1	70184608052	5450248769477	###,##
190	2,8 / 1,8	30	30T	ATB	8000	WR.190.30.Z30.1	70184608053	5450248769484	###,##
210	2,8 / 1,8	30	24T	ATB	7200	WR.210.30.Z24.1	70184608054	5450248769491	###,##
210	2,8 / 1,8	30	36T	ATB	7200	WR.210.30.Z36.1	70184608055	5450248769507	###,##
220	2,8 / 1,8	30	24T	ATB	7000	WR.220.30.Z24.1	70184608058	5450248769538	###,##
225	2,6 / 1,6	30	32T	ATB	6500	WR.225.30.Z32.1	70184608059	5450248769545	###,##
230	2,8 / 1,8	30	24T	ATB	6500	WR.230.30.Z24.1	70184608060	5450248769552	###,##
230	2,8 / 1,8	30	36T	ATB	6500	WR.230.30.Z36.1	70184608061	5450248769569	###,##
235	2,8 / 1,8	30/16	24T	ATB	6500	WR.235.30.Z24.1	70184608062	5450248769576	###,##
235	2,8 / 1,8	30	36T	ATB	6500	WR.235.30.Z36.1	70184608063	5450248769583	###,##
240	3,0 / 2,0	30	24T	ATB	6300	WR.240.30.Z24.1	70184608064	5450248769590	###,##
250	3,2 / 2,2	30	36T	ATB	6000	WR.250.30.Z36.1	70184608066	5450248769613	###,##
260	3,2 / 2,2	30	24T	ATB	5800	WR.260.30.Z24.1	70184608069	5450248769644	###,##
280	3,2 / 2,2	30	24T	ATB	5400	WR.280.30.Z24.1	70184608070	5450248769651	###,##
305	3,2 / 2,2	30	24T	ATB	5000	WR.305.30.Z24.1	70184608071	5450248769668	###,##
315	3,2 / 2,2	30	24T	ATB	4800	WR.315.30.Z24.1	70184608073	5450248769682	###,##
330	3,2 / 2,2	30	40T	ATB	4600	WR.330.30.Z40.1	70184608074	5450248769699	###,##
355	3,2 / 2,4	30	24T	ATB	4300	WR.355.30.Z24.1	70184608075	5450248769705	###,##
355	3,2 / 2,4	30	40T	ATB	4300	WR.355.30.Z40.1	70184608076	5450248769712	###,##
400	NEW 3,5 / 2,5	30	28T	ATB	3800	WR.400.30.Z28.1	70184632528	5450248820291	###,##
400	4,0 / 3,8	30	36T	ATB	3800	WR.400.30.Z36.1	70184631829	5450248806493	###,##
450	NEW 3,8 / 2,8	30	32T	ATB	3400	WR.450.30.Z32.1	70184632529	5450248820307	###,##
450	4,4 / 3,0	30	36T	ATB	3400	WR.450.30.Z36.1	70184631830	5450248806509	###,##



CIRCULAR SAW / TABLE SAW

This range of circular and table saw blades is optimized for cross-cutting and finishing of all kinds of wood and composite materials. They have more teeth than the ripping blades and offer the best quality of cut. These blades can also be professionally resharpened to extend their life.



Blade Diameter (mm)	Thickness (mm)	Bore (mm)	No' of Teeth	Teeth Design	RPM	Product Name	Item No.	EAN	Price (€)
125	2,6 / 1,6	20	36T	ATB	12000	WF.125.20.Z36.1	70184608081	5450248768791	###,##
130	2,6 / 1,6	20	36T	ATB	11800	WF.130.20.Z36.1	70184608082	5450248768807	###,##
150	2,6 / 1,6	30/20	48T	ATB	10000	WF.150.30.Z48.1	70184608083	5450248768814	###,##
160	2,6 / 1,6	20	40T	ATB	9500	WF.160.20.Z40.1	70184608084	5450248768821	###,##
160	1,8 / 1,2	20	48T	ATB	9500	WF.160.20.Z48.1	70184608086	5450248768845	###,##
160	2,6 / 1,6	20	48T	ATB	9500	WF.160.20.Z48.2	70184608087	5450248768852	###,##
160	2,2 / 1,6	20	60T	ATB	9500	WF.160.20.Z60.1	70184608089	5450248768876	###,##
160	2,6 / 1,6	30/16	48T	ATB	9500	WF.160.30.Z48.1	70184608085	5450248768838	###,##
165	2,6 / 1,6	20	48T	ATB	9500	WF.165.20.Z48.1	70184608090	5450248768883	###,##
165	2,6 / 1,6	20	64T	ATB	9500	WF.165.20.Z64.1	70184608091	5450248768890	###,##
170	2,6 / 1,6	30/16	48T	ATB	9000	WF.170.30.Z48.1	70184608092	5450248768906	###,##
180	2,8 / 1,8	30/20/16	48T	ATB	8500	WF.180.30.Z48.1	70184608093	5450248768913	###,##
190	2,8 / 1,8	30	40T	ATB	8000	WF.190.30.Z40.1	70184608094	5450248768920	###,##
190	2,8 / 1,8	30/20/16	48T	ATB	8000	WF.190.30.Z48.1	70184608095	5450248768937	###,##
210	2,8 / 1,8	30	48T	ATB	7200	WF.210.30.Z48.1	70184608097	5450248768951	###,##
210	2,8 / 1,8	30	64T	ATB	7200	WF.210.30.Z64.1	70184608098	5450248768968	###,##
220	2,8 / 1,8	30	48T	ATB	7000	WF.220.30.Z48.1	70184608100	5450248768982	###,##
225	2,8 / 1,8	30	48T	ATB	6500	WF.225.30.Z48.1	70184608101	5450248768999	###,##
225	2,6 / 1,6	30	64T	ATB	6500	WF.225.30.Z64.1	70184608102	5450248769002	###,##
230	2,8 / 1,8	30	48T	ATB	6500	WF.230.30.Z48.1	70184608103	5450248769019	###,##
230	2,8 / 1,8	30	64T	ATB	6500	WF.230.30.Z64.1	70184608104	5450248769026	###,##
235	2,8 / 1,8	30/16	48T	ATB	6500	WF.235.30.Z48.1	70184608105	5450248769033	###,##
235	2,8 / 1,8	30	64T	ATB	6500	WF.235.30.Z64.1	70184608106	5450248769040	###,##
235	2,8 / 1,8	30	96T	ATB	6500	WF.235.30.Z96.1	70184608107	5450248769057	###,##
240	3,0 / 2,0	30	48T	ATB	6300	WF.240.30.Z48.1	70184608108	5450248769064	###,##
250	3,2 / 2,2	30	48T	ATB	6000	WF.250.30.Z48.1	70184608109	5450248769071	###,##
250	3,2 / 2,2	30	60T	ATB	6000	WF.250.30.Z60.1	70184608110	5450248769088	###,##
250	3,2 / 2,2	30	96T	ATB	6000	WF.250.30.Z96.1	70184608111	5450248769095	###,##
255	3,2 / 2,2	30	40T	ATB	6000	WF.255.30.Z40.1	70184608112	5450248769101	###,##
255	3,2 / 2,2	30	60T	ATB	6000	WF.255.30.Z60.1	70184608113	5450248769118	###,##
260	3,2 / 2,2	30	40T	ATB	5800	WF.260.30.Z40.1	70184608117	5450248769156	###,##
260	3,2 / 2,2	30	60T	ATB	5800	WF.260.30.Z60.2	70184608118	5450248769163	###,##
280	3,2 / 2,2	30	48T	ATB	5400	WF.280.30.Z48.1	70184608119	5450248769170	###,##
280	3,2 / 2,2	30	60T	ATB	5400	WF.280.30.Z60.1	70184608120	5450248769187	###,##
300	3,2 / 2,2	30	48T	ATB	5000	WF.300.30.Z48.1	70184608121	5450248769194	###,##
300	3,2 / 2,2	30	60T	ATB	5000	WF.300.30.Z60.1	70184608122	5450248769200	###,##
305	3,2 / 2,2	30	48T	ATB	5000	WF.305.30.Z48.1	70184608123	5450248769217	###,##
305	3,2 / 2,2	30	96T	ATB	5000	WF.305.30.Z96.1	70184608125	5450248769231	###,##
355	3,2 / 2,4	30	60T	ATB	4300	WF.355.30.Z60.1	70184608126	5450248769248	###,##
355	3,2 / 2,4	30	80T	ATB	4300	WF.355.30.Z80.1	70184608127	5450248769255	###,##



MITRE SAW

This durable range of mitre saw blades cut through wood and composite materials effortlessly, providing high levels of precision.



	Product Name	Blade Diameter (mm)	Bore (mm)	No' of Teeth	Thickness (mm)	Teeth Design	RPM	Item No.	EAN	Price (€)
RIPPING	WR.216.30.Z24.1	216	30	24T	2,8 / 1,8	ATB Neg	7000	70184608056	5450248769514	###,##
	WR.216.30.Z36.1	216	30	36T	2,3 / 1,8	ATB Neg	7000	70184608057	5450248769521	###,##
	WR.250.30.Z24.1	250	30	24T	3,2 / 2,2	ATB Neg	6000	70184608065	5450248769606	###,##
	WR.255.30.Z24.1	255	30	24T	3,2 / 2,2	ATB Neg	6000	70184608067	5450248769620	###,##
	WR.255.30.Z24.2	255	30/16	24T	2,6 / 1,8	ATB Neg	6000	70184608068	5450248769637	###,##
	WR.305.30.Z36.1	305	30	36T	3,2 / 2,2	ATB Neg	5000	70184608072	5450248769675	###,##
FINISHING	WF.160.20.Z48.3	160	20	48T	2,6 / 1,6	ATB Neg	9500	70184608088	5450248768869	###,##
	WF.190.30.Z48.2	190	30	48T	2,8 / 1,8	ATB Neg	8000	70184608096	5450248768944	###,##
	WF.216.30.Z40.1	216	30	40T	2,8 / 1,8	ATB Neg	7000	70184608498	5450248774792	###,##
	WF.216.30.Z48.1	216	30	48T	2,8 / 1,8	ATB Neg	7000	70184608099	5450248768975	###,##
	WF.254.30.Z48.1	254	30	48T	2,8 / 1,8	ATB Neg	6000	70184608499	5450248774808	###,##
	WF.255.30.Z60.2	255	30	60T	3,2 / 2,2	ATB Neg	6000	70184608114	5450248769125	###,##
	WF.260.30.Z48.1	260	30	48T	2,6 / 1,8	ATB Neg	5800	70184608115	5450248769132	###,##
	WF.260.30.Z60.1	260	30	60T	2,6 / 1,8	ATB Neg	5800	70184608116	5450248769149	###,##
	WF.305.30.Z60.1	305	30	60T	3,2 / 2,2	ATB Neg	5000	70184608124	5450248769224	###,##

REDUCTION RINGS

Bore sizes (mm)	Description	Item No.	Price (€)
20 to 16	BAGUE/REDUCTION 20X16X2	510004702	###,##
30 to 16	BAGUE/REDUCTION 30X16X1.6	510006938	###,##
30 to 20	BAGUE/REDUCTION 30X20X1.4	510007983	###,##
30 to 25.4	BAGUE/REDUCTION 30X25.4X1.8	510003057	###,##
	BAGUE/REDUCTION 30X25.4X2.2	510007566	###,##

CORE PLANER BLADE BITS

Made with a high quality brazed carbide insert, these planer blades always deliver excellent cutting performance and the reversibility of the blade adds to its durability.



Application	Length	Cut Type	Pack Quantity	Teeth Material	Item No.	EAN	Price (€)
Natural wood	82mm	Extra clean cut	2	TCT	70184608384	5450248772194	###,##

BLADES FOR

MULTI-MATERIAL

RELIABLE RESULTS NO MATTER THE MATERIAL

Specialised teeth and anti-recoil support allows the multi-material range of blades to cut through a vast array of material types with ease. Concerns about damaging the blade between processes are a thing of the past, as this range has been designed with cutting construction timbers, pallets, nails and non-ferrous metals in mind.

ANGLE GRINDER BLADE

Fast cutting angle grinder blades with electroplated carbide teeth, a great choice for all types of wood (with or without nails), plastic, PVC, and plaster.



Diameter (mm)	Bore (mm)	Application	Cut Type	Teeth Material	Pack Quantity	Item No.	EAN	Price (€)
76	10	Wood, plastic, PVC, plaster, wood with nails	Fast cut	Electroplated carbide	1	70184608308	5450248771098	###,##
115	22,23	Wood, plastic, PVC, plaster, wood with nails	Fast cut	Electroplated carbide	1	70184608924	5450248783602	###,##
115	22,23	Wood, plastic, PVC, plaster, wood with nails	Fast cut	Electroplated carbide	15 1xDisplay	70184631424 KIT	5450248798804	###,##
125	22,23	Wood, plastic, PVC, plaster, wood with nails	Fast cut	Electroplated carbide	1	70184608309	5450248771104	###,##
125	22,23	Wood, plastic, PVC, plaster, wood with nails	Fast cut	Electroplated carbide	15 1xDisplay	70184608723 KIT	5450248779995	###,##

CONVEX TUNGSTEN CARBIDE SANDING CUP

- For surfacing and sanding soft materials
- Surfacing, sanding, deburring of soft materials such as wood (sculpture), plastic, fiberglass, soft stone, epoxy painting, plaster
- High grit density
- 2 grits : fine and medium for Ø125 angle grinder
- Excellent wear resistance, perfect finishing



CLIPPER TCT CUP WOOD GRIT 23

Art.Nr.	70184609693
EAN 13 code	5450248791997
Price (€)	###,##
Application	Wood
Diameter (mm)	125
Bore (mm)	Ø 22,23
Grit	23
Teeth materials	Electroplated carbide
Pack quantity	1



CLIPPER TCT CUP WOOD GRIT 36

Art.Nr.	70184609694
EAN 13 code	5450248792000
Price (€)	###,##
Application	Wood
Diameter (mm)	125
Bore (mm)	Ø 22,23
Grit	36
Teeth materials	Electroplated carbide
Pack quantity	1



CORE BITS



Norton Clipper hole saws/drill corebits work perfectly with aluminium, wood, plaster, copper, and brass materials



Diameters available	Application	Pack Quantity	Item No.	EAN	Price (€)
BIM: 22 / 25 / 32 / 35 / 40 / 44 / 51 / 60 / 65 / 68 / 76 / 102	Aluminium & ferrous metals	12 + 2 Arbors	70184608386	5450248772217	###,##

*1PC ARBOR 9.5mm (3/8") hex shank with 1pc HSS pilot drill + 1PC ARBOR 11mm (7/16") hew shank with 1pc HSS pilot drill

RECIPROCATING SAW BLADES



Multi-material reciprocating saw blades offer the user super-fast cutting performance and are available in three different material types – TCT, BIM and BIM+. With this versatile range, you can cut an array of materials ranging from small bricks to reinforced plastic and pallets.

Max Material height (mm)	Working Length (mm)	Overall Length (mm)	Cut Type	Teeth Material	TPI	Pack Quantity	Product Name	Item No.	EAN	Price (€)
For small bricks up to a material thickness of 150 mm (Poroton, Fibre cement, Porous concrete, Red brick)	220	240	Fast cut	Carbide	2T	2	S1543HM	70184608354	5450248771890	###,##
For medium-sized bricks up to a material thickness of 215 mm (Poroton, Fibre cement, Porous concrete, Red brick)	260	304	Fast cut	Carbide	2T	1	S 1243 HM	70184608355	5450248771906	###,##
For large bricks up to a material thickness of 365 mm (Poroton, Fibre cement, Porous concrete, Red brick)	415	455	Fast cut	Carbide	2T	1	S 2243 HM	70184608356	5450248771913	###,##
Pallet / metal sheet 5 - 175 mm aluminium profiles 3 - 12 mm	208	228	Straight & fast cut	BIM	10T	2	S 1122 HF	70184608357	5450248771920	###,##
Wood with nails/metal, chipboards (10-250mm), aerated concrete (10-250mm), plastics/glass fibre reinforced plastics, profiles (5-60mm)	280	300	Curved + fast cut	BIM	6T	2	S 1411 DF	70184608358	5450248771937	###,##
Pallet 10 - 100 mm plastic 8 - 50 mm	208	228	Fast cut	BIM	6T	2	S 1111 DF	70184608359	5450248771944	###,##
Wood with nails/metal (5-100mm), sheet metal, pipes, aluminium profiles (3-12mm) pallets.	132	152	Fast cut	BIM	10T	2	S 922 HF	70184608364	5450248771999	###,##
Heavy for Wood and Metal, milled Wood with nails/ metal, wood, chipboard (<100 mm), glass fibre reinforced plastic/epoxy, solid (<100 mm), wall cut-outs: wood and metal (<100 mm)	132	152	Fast cut	BIM CO8%	5-8T	2	S610VF	70184608365	5450248772002	###,##
Heavy for metal. Wood with nails/metal, wood, chipboard (<250 mm), glass fibre reinforced plastic/ epoxy, solid (<250 mm), wall cutouts: wood and metal (<250 mm), for rescue/ demolition work	280	300	Fast cut	BIM CO8%	5-8T	2	S1210VF	70184608366	5450248772019	###,##



DEMOLITION CIRCULAR SAWS

This robust range of demolition circular saws is designed to power through a wide variety of different materials. These blades can also be professionally resharpened to extend their life.



Blade Diameter (mm)	Thickness (mm)	Bore (mm)	No' of Teeth	Teeth Design	RPM	Product Name	Item No.	EAN	Price (€)
160	3,0 / 2,0	20	18T	Demolition	9500	MM.160.20.Z18.1	70184608128	5450248769736	###,##
190	3,0 / 2,0	30	20T	Demolition	8000	MM.190.30.Z20.1	70184608129	5450248769743	###,##
216	3,0 / 2,0	30	24T	Demolition	7000	MM.216.30.Z24.1	70184608130	5450248769750	###,##
230	3,0 / 2,0	30	24T	Demolition	6500	MM.230.30.Z24.1	70184608131	5450248769767	###,##

DEMOLITION TABLE SAW

Demolition table saw blades that make light work of various materials including pallets and construction timbers.



Blade Diameter (mm)	Thickness (mm)	Bore (mm)	No' of Teeth	Teeth Design	RPM	Product Name	Item No.	EAN	Price (€)
300	3,2 / 2,2	30	20T	Demolition	5000	MM.300.30.Z20.1	70184608132	5450248769774	###,##
315	3,2 / 2,2	30	20T	Demolition	4800	MM.315.30.Z20.1	70184608133	5450248769781	###,##
350	3,5 / 2,5	30	24T	Demolition	4300	MM.350.30.Z24.1	70184608134	5450248769798	###,##

REDUCTION RINGS

Bore sizes (mm)	Description	Item No.	Price (€)
20 to 16	BAGUE/REDUCTION 20X16X2	510004702	###,##
30 to 16	BAGUE/REDUCTION 30X16X1.6	510006938	###,##
30 to 20	BAGUE/REDUCTION 30X20X1.4	510007983	###,##
30 to 25.4	BAGUE/REDUCTION 30X25.4X1.8	510003057	###,##
	BAGUE/REDUCTION 30X25.4X2.2	510007566	###,##

BLADES FOR

VENEER & LAMINATES

ACHIEVE A CHIP-FREE CLEAN CUT ON ALL LAMINATE AND VENEERED SURFACES

Norton Clipper's super sharp high quality carbide blades offer extreme durability and performance for the perfectly finished edge. Whether you need to cut melamine faced boards, plywood, laminated panels or sheets of HPL, we have a professional blade to suit.

CIRCULAR SAW / TABLE SAW

The Triple Chip Grind (TCG) teeth on these circular saw blades make them the ideal choice for cutting veneer and laminate quickly and cleanly. These blades can also be professionally resharpened to extend their life.



Blade Diameter (mm)	Thickness (mm)	Bore (mm)	No' of Teeth	Teeth Design	RPM	Product Name	Item No.	EAN	Price (€)
160	2,2 / 1,6	20	48T	TCG	9500	LA.160.20.Z48.1	70184608141	5450248769866	###,##
216	2,6 / 1,8	30	60T	TCG	7000	LA.216.30.Z60.1	70184608142	5450248769873	###,##
216	2,3 / 1,8	30	60T	TCG	7000	LA.216.30.Z60.2	70184608143	5450248769880	###,##
225	2,6 / 1,6	30	60T	TCG	6500	LA.225.30.Z60.1	70184608144	5450248769897	###,##
250	2,8 / 2	30	60T	TCG	6000	LA.250.30.Z60.1	70184608145	5450248769903	###,##
305	3,0 / 2,2	30	80T	TCG	5000	LA.305.30.Z80.1	70184608146	5450248769910	###,##



JIGSAWS



The perfect jigsaw blade for cutting laminates and veneer with its sharp, straight, burr-free cutting performance with teeth sharpened to precision.

Max Material height (mm)	Working Length (mm)	Overall Length (mm)	Cut (fine, fast, straight, curved)	TPI	Pack Quantity	Teeth Material	Product Name	Item No.	EAN	Price (€)
Laminates and laminated panels 1.5 - 15mm	56	82	Extra clean & straight cut	14T	3	BIM	T 101 BIF	70184608379	5450248772149	###,##

REDUCTION RINGS

Bore sizes (mm)	Description	Item No.	Price (€)
20 to 16	BAGUE/REDUCTION 20X16X2	510004702	###,##
30 to 16	BAGUE/REDUCTION 30X16X1.6	510006938	###,##
30 to 20	BAGUE/REDUCTION 30X20X1.4	510007983	###,##
30 to 25.4	BAGUE/REDUCTION 30X25.4X1.8	510003057	###,##
	BAGUE/REDUCTION 30X25.4X2.2	510007566	###,##

BLADES FOR

ALUMINIUM

OUTSTANDING STRENGTH AND DURABILITY
TO SLICE THROUGH ALUMINIUM



This is Norton Clipper's specialist range of blades suited to cutting aluminium, brass, and copper. A specialised high strength grade of carbide makes the teeth ultra-hardwearing and the negative hook angle keeps the blade cutting powerfully and sustainably time-after-time.

JIGSAWS



Jigsaw blades for cutting aluminium metal. A combination of corrugated and milled teeth and hardened steel blade make these blades perfect for clean, precise cutting.

Product Name	Max Material height (mm)	Working Length (mm)	Overall Length (mm)	Cut Type	TPI	Pack Quantity	Teeth material	Item No.	EAN	Price (€)
T 218 A	Thin sheet metals (1-3 mm), especially for curve cuts	50	76	Clean & curved cuts	21T	3	HSS	70184608380	5450248772156	###,##
T 118 B	Medium-thick sheet metals (2.5-6 mm)	50	76	Clean & straight cuts	12T	3	HSS	70184608381	5450248772163	###,##
T 127 D	Thin to thick sheet metals (3-15 mm), pipes and profiles, (diameter <30 mm)	76	100	Fast, clean & straight cut	8T	3	HSS	70184608382	5450248772170	###,##



MITRE SAW / TABLE SAW

High quality mitre saw blades with TCG negative angled teeth specifically designed for cutting aluminium.



Blade Diameter (mm)	Thickness (mm)	Bore (mm)	No' of Teeth	Teeth Design	RPM	Product Name	Item No.	EAN	Price (€)
190	2,6 / 1,8	30	60T	TCG Neg	5000	AL.190.30.Z60.1	70184608135	5450248769804	###,##
216	2,6 / 1,8	30	80T	TCG Neg	4400	AL.216.30.Z80.1	70184608136	5450248769811	###,##
240	2,8 / 2,0	30	80T	TCG Neg	4000	AL.230.30.Z80.1	70184608137	5450248769828	###,##
250	2,8 / 2,0	30	80T	TCG Neg	3800	AL.250.30.Z80.1	70184608138	5450248769835	###,##
255	3,0 / 2,2	30	80T	TCG Neg	3800	AL.255.30.Z80.1	70184608139	5450248769842	###,##
305	3,0 / 2,2	30	96T	TCG Neg	3000	AL.305.30.Z96.1	70184608140	5450248769859	###,##

REDUCTION RINGS

Bore sizes (mm)	Description	Item No.	Price (€)
20 to 16	BAGUE/REDUCTION 20X16X2	510004702	###,##
30 to 16	BAGUE/REDUCTION 30X16X1.6	510006938	###,##
30 to 20	BAGUE/REDUCTION 30X20X1.4	510007983	###,##
30 to 25.4	BAGUE/REDUCTION 30X25.4X1.8	510003057	###,##
	BAGUE/REDUCTION 30X25.4X2.2	510007566	###,##

TABLE SAW / MITRE SAW

CWM 216/254

- **Heavy-duty motors** deliver impressive power and demonstrates excellent durability
- **Front bevel control** offering a range of 45° right to 45° left for precision cutting
- **Adjustable mitre detent plate** with nine positive detent stops ensure optimal cutting accuracy
- **True-Line Laser** keeps the operator in line at all times
- **Pivoting LED work light** keeps the cut illuminated, so the light always shines on the workpiece
- **In-line horizontal "D" grip handle** with two-position safety trigger is ideal for right or left handed users
- **Quick-action mitre detent lock with single-motion thumb lever** that releases or bypasses detent index points
- **Includes vertical vice, dust bag and blade wrench**

STAND

- **Durable steel structure** that supports up to 130 kg
- **Compact folding design** for easy storage and portability
- **Telescoping** extends up to 2520mm for added support
- **Additional stand supports** provide convenient vertical storage
- **Mitre saw quick-release mounting brackets** allows easy and secure mounting of the mitre saw to stand
- **Heavy duty 200mm wheels** provide high level mobility to, from, and around the jobsite



PRODUCT DATA

DESCRIPTION	CWM 216	CWM 254	STAND
Item No	70184608463	70184608464	310538156
EAN 13 Code	5450248774204	5450248774211	5450248774198
Price (€)	###,##	###,##	###,##
Supply voltage	230 V 1 – 50 Hz	230 V 1 – 50 Hz	-
Power	1400 W	1800 W	-
Rotation Speed (RPM)	5000	4500	-
Max blade x bore	216 x 30 mm	254 x 30 mm	-
Dimensions (L x W x H)	800 x 600 x 450 mm	970 x 600 x 450 mm	1170 to 2520x530x820mm
Hand Arm Vibration	<2.5 m/s ²	<2.5 m/s ²	-
Sound Power/ Pressure Level	89 dB(A) 100 dB(A)	92 dB(A) 104 dB(A)	-
Weight	16,8 kg	20,5 kg	19,5 kg
Mitre Range	48° right to 48° left	52° left to 60° right	-
Bevel Range	45°right to 45° left	45°right to 45° left	-

BLADE WITH MACHINE

Item No.	70184608498	70184608499
Dimensions	216x2.8/1.8x30	254x3.2/2.2x30
Product Name	Z40 WF.216.30. Z40.1	Z48 WF.254.30. Z48.1



MAX DEPTH X MAX LENGTH OF CUT		MITRE CUT ANGLE			
		45° LEFT	0°	45° RIGHT	
BEVEL CUT ANGLE	45° RIGHT	CWM 216: 18 x 215 mm CWM 254: 25 x 215 mm	CWM 216: 18 x 305 mm CWM 254: 25 x 305 mm	CWM 216: 18 x 215 mm CWM 254: 25 x 215 mm	
	0°	CWM 216: 62 x 215 mm CWM 254: 90 x 215 mm	CWM 216: 62 x 305 mm CWM 254: 90 x 305 mm	CWM 216: 62 x 215 mm CWM 254: 90 x 215 mm	
	45° LEFT	CWM 216: 30 x 215 mm CWM 254: 40 x 215 mm	CWM 216: 30 x 305 mm CWM 254: 40 x 305 mm	CWM 216: 30 x 215 mm CWM 254: 40 x 215 mm	

NEW

WOOD TABLE SAW

CWT 255

- Max. rip to right: 620mm, Max. rip to left: 315mm provides additional material support when ripping long workpieces
- Front & rear locking fence allows fast, smooth and accurate adjustment
- Front-mounted single control wheel allows easy adjustment of blade bevel and height
- Metal tube frame is lightweight yet very durable and strong, perfect for heavy-duty use
- Anti kick back system to ensure safety for the operator



CWT 315 / CWT 450

- Powerful, up to 3hp motor for smooth workpiece cutting.
- Strong foldable lifting hooks for safer mobility
- Robust frame is very durable and strong, perfect for heavy-duty use
- Table extends up 1700mm, easy-to-use for every circumstance
- Multiple ways to extract the dust



	CWT 255 20-1-230V	CWT 315 30-1-230V	CWT 450 40-3-380V
Item No	70184631918	70184631919	70184631920
EAN 13 Code	5450248808398	5450248808404	5450248808411
Price (€)	###,##	###,##	###,##
Supply Voltage/ Power	230 V 1- / 1,5 kW (2 PS)	230 V 1- / 2 kW (3 PS)	380 V 3- / 3 kW (4 PS)
Fuse Generator	16 A / 6 kVA	16 A / 6 kVA	32 A / 14 kVA
Blade x bore	Ø 255 x 16 mm	Ø 315 x 30 mm	Ø 450 x 30 mm
Tool speed RPM	4500 min ⁻¹	2600 min ⁻¹	2800 min ⁻¹
Max. cutting depth at 90° / 45°	80 / 55 mm	110 mm	155 mm
Max. cutting length	∞	∞	∞
Max. material height	80 mm	115 mm	160 mm
Table size	624 x 550 mm	885 x 700 mm	1008 x 780 mm
Sound power / pressure level	92 db (A) / 105 db (A) m/s ²	86,3 db (A) / 103,5 db (A) m/s ²	91,1 db (A) / 104,7 db (A) m/s ²
Dimensions (LxWxH)	650 x 650 x 500 mm	1010 x 730 x 970 mm	1180 x 770 x 1010 mm
Dimensions (unfolded table)	-	1690 x 725 x 986 mm	1890 x 760 x 1025 mm
Weight (kg)	23,5	71	92

PRODUCT FEATURES

CWT 255



DOUBLE GUIDING RAIL

CWT 315 / CWT 450



4 FOLDABLE LIFTING HOOKS



ADJUSTABLE TABLE



DUST EXTRACTOR CONNEXION

DIAMOND BLADE
RECOMMENDATIONS
CWT 255 / CWT 315 / CWT 450

Recommended Product	TCT WOOD FINISHING	TCT WOOD RIPPING	TCT WOOD RIPPING
Size	255x3.2/2.2x30 Z40	315x3.2/2.2x30 Z24	450x4.4/3.0x30
Item No.	70184608112	70184608073	70184631830

UNDERSTANDING OUR PICTOS

All our products feature key pictograms on the product to ensure that, even when the packaging is gone and these products are a firm favourite in your tool store, you can still be sure when to use each item.

MACHINES:



Mitre Saw



Circular Saw



Table Saw



Reciprocating



Jigsaw



Planer

TEETH DESIGN (CIRCULAR, TABLE AND MITRE SAWS)



TOOTH MATERIALS (JIGSAW/RECIPROCATING SAW)




CUT TYPES (JIGSAW/ RECIPROCATING SAWS)



UNDERSTANDING OUR PRODUCT


MITRE SAW, CIRCULAR SAW AND TABLE SAW

FRONT OF PACK



- 1 Material images
- 2 Material family
- 3 Product specification & machine compatibility
- 4 Product window

BACK OF PACK




- 5 Other products in the range
- 6 Safety information
- 7 Recycling information
- 8 Head office & web address

FRONT OF BLADE




- 1 Surface(s) of application
- 2 Stage of application
- 3 Dimensions/RPM
- 4 Product specification
- 5 Safety pictos
- 6 Suitable materials
- 7 Article number
- 8 Machine usage
- 9 Directional arrow

BACK OF BLADE



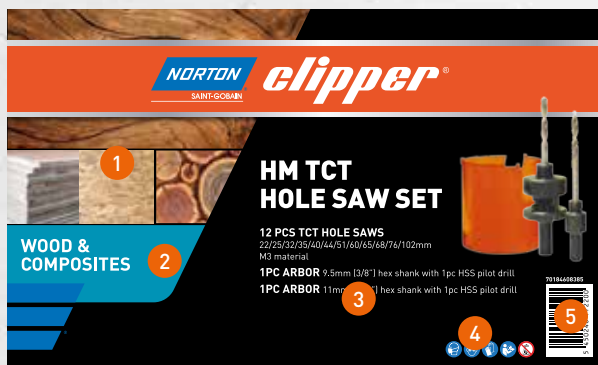
- 1 Application
- 2 EN Normn
- 3 Product specification
- 4 Resharpening data
- 5 Suitable materials
- 6 Article number
- 7 Machine usage
- 8 Directional arrow

RECIPROCATING SAW/JIGSAW



- 1 Material images
- 2 Material family
- 3 Product specification & machine compatibility
- 4 Product window
- 5 Other products in the range
- 6 Safety information
- 7 Recycling information
- 8 Head office & web address

HOLE SAWS



- 1 Material images
- 2 Material family
- 3 Product specification
- 4 Safety information
- 5 Article number



ANGLE GRINDER



- 1 Material images
- 2 Material family
- 3 Product specification & machine compatibility
- 4 Safety & recycling information
- 5 Head office & web address
- 6 Article number

PLANER BLADE

FRONT OF PACK



BACK OF PACK



- 1 Material images
- 2 Material family
- 3 Product specification & machine compatibility
- 4 Product window
- 5 Safety information
- 6 Recycling information
- 7 Head office & web address
- 8 Article number



AT A GLANCE PACKAGING DESIGN

With application colour codes, material imagery and helpful pictograms, finding the right blade for the job couldn't be easier.


Here at Norton Clipper we have worked hard to ensure our packaging is as clear, concise and instantly recognisable so that the end user can quickly and easily identify the perfect product for their needs.



Multi-materials

Poroton, honeycomb bricks, aerated concrete



Hardwood aluminium & metal



Wood & Composites

Soft wood and building wood

Hard wood and branches






Veneer & Laminates

Aluminium

Metal, wood with nails and plastics etc.

Aluminium & ferrous metal

Aluminium




Natural wood

Thick and thin wood

Soft wood and composites

Hard wood and composites



OUR 4-STEP GUIDE TO CHOOSING THE RIGHT BLADE

1. Identify the material being cut?

From this you will know which of the colour coded catalogue sections contains your ideal product

Example: Natural Wood



2. Which machine will the product be fitted to?

All our product information is grouped together by machine type

Example: Circular Saw

CIRCULAR SAW / TABLE SAW

Reliable and hard wearing, this range of circular saw blades is optimised for all kinds of hardwood, softwood and composite materials. These blades can also be professionally resharpened to extend their life.

3. Which size product is required?

Every product line is listed alongside key specification data

Example: 165mm diameter with 20mm bore

Item No.	Blade Diameter (mm)	Thickness (mm)	Bore (mm)	No' of teeth	Teeth Design	RPM
WF.160.20.Z60.1	160	2,2 / 1,6	20	60T	ATB	9500
WF.165.20.Z48.1	165	2,6 / 1,6	20	48T	ATB	9500
WF.165.20.Z64.1	165	2,6 / 1,6	20	64T	ATB	9500

4. Which type of cut do you need to achieve?

A variety of cut types are available such as Ripping and Finishing.

Example: Finishing

Item No.	Blade Diameter (mm)	Thickness (mm)	Bore (mm)	No' of teeth	Teeth Design	RPM
WF.165.20.Z48.1	165	2,6 / 1,6	20	48T	ATB	9500
WF.165.20.Z64.1	165	2,6 / 1,6	20	64T	ATB	9500



WF.165.20.Z48.1

WF - Wood Finishing*
165 - Diameter
20 - 20mm bore
Z48 - 48 teeth
1 - Range count

*Material Abbreviations

WR - Wood Ripping
WF - Wood Finishing
MM - Multi Materials
AL - Aluminium
LA - Laminates

NORTON

SAINT-GOBAIN

clipper

TILE SAWS


Norton Clipper tile saws are designed for a wide variety of ceramic tiles.
For the best results, combine them with a Norton Clipper diamond blade.



MANUAL TILE CUTTERS




640mm
MAX CUT LENGTH



CTM 640




935mm
MAX CUT LENGTH



CTM 935



1200mm
MAX CUT LENGTH



CTM 1200

TILE TABLE SAW



Ø180
mm

TT180 BM



550W



Ø200
mm

TT200 EM



800W




Ø250
mm

TT251



1000W

TILE RAIL SAW



650mm
MAX CUT LENGTH

Ø200
mm

TR202

900w

This image shows the Norton TR202 tile rail saw. It is a compact, black and orange machine mounted on a four-legged stand. A horizontal arrow indicates a maximum cut length of 650mm. A circular icon shows a 200mm diameter blade.



860mm
MAX CUT LENGTH

Ø230
mm

TR232 S

1100w

This image shows the Norton TR232 S tile rail saw. It is a black and orange machine on a four-legged stand with casters. A horizontal arrow indicates a maximum cut length of 860mm. A circular icon shows a 230mm diameter blade.



1200mm
MAX CUT LENGTH

Ø230
mm

TR232 L

1100w

This image shows the Norton TR232 L tile rail saw. It is a black and orange machine on a four-legged stand with casters. A horizontal arrow indicates a maximum cut length of 1200mm. A circular icon shows a 230mm diameter blade.



1200mm
MAX CUT LENGTH

Ø250
mm

TR252

1500w

This image shows the Norton TR252 tile rail saw. It is a black and orange machine on a four-legged stand with casters. A horizontal arrow indicates a maximum cut length of 1200mm. A circular icon shows a 250mm diameter blade.

CTM

CTM 640 & CTM935

- Precise 38x8 mm monorail guide
- Adjustable 0-45° angle stop
- Specially designed for straight and diagonal cutting
- Features a Tungsten Carbide cutting wheel that is ideal for porcelain and stoneware
- Lateral extension arms for large format spring steel plates
- Recesses in the base plate make the cutter lightweight

CTM 1200

- Robust and precise guide rail 15 x 40 mm
- Powder-coated, reinforced base plate
- Double crushing device for normal and diagonal cuts (0-45°)
- Featuring Tungsten Carbide wheels, ideal for cutting porcelain tiles and stoneware
- Spring-loaded support surface on both sides allowing better stability during use
- Lateral extension arms to accommodate large format panels
- Specially designed base plate for optimal weight distribution



PRODUCT DATA	CTM 640	CTM 935	CTM 1200
Item No	70184607906	70184607907	70184607908
EAN 13 Code	5450248765790	5450248765806	5450248765813
Price (€)	###,##	###,##	###,##
Max. cutting length (mm)	640	935	1200
Max. diagonal cut tile (mm)	450 x 450	660 x 660	840 x 840
Cutting thickness min - max(mm)	3 - 20	3 - 20	8 - 20
Weight (kg)	11,40	14,25	30,95

ACCESSORIES INCLUDED / CONSUMABLE

	ITEM NO.	EAN 13 CODE
Scoring wheel CTM 640 - CTM 935 (ø18mm)	310534515	5450248770299
Scoring wheel CTM 1200 (ø22mm)	310534533	5450248770374



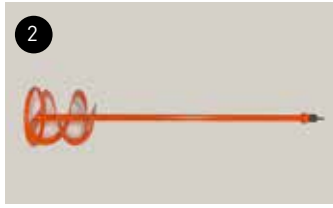
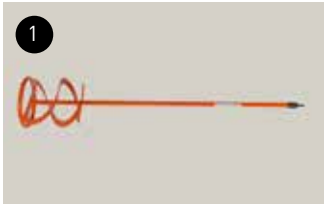
Scoring wheel



ACCESSORIES OPTIONNAL

DESCRIPTION	ITEM NO.	EAN 13 CODE	UTILIZATION
GLUE AND JOINT PREPARATION			
2 - Mixer 120x600mm M14	70184608773	5450248780571	Mixing rod, for mixing glue or adhesive mortar using an M14 connection mixer
TILING			
3 - 250 Clips 1,5mm for 3-12mm	70184608775	5450248780595	Self-leveling spacers, are used to adjust the distance between the tiles and to put the tiles perfectly level using self-leveling shims. For 1.5mm thick joints and 3-12mm thick tiles
4 - 250 Clips 1,5mm for 12-28mm	70184608778	5450248780625	Self-leveling braces, are used to adjust the distance between the tiles and to put the tiles perfectly level using self-leveling shims. For 1.5mm thick joints and 12 to 28mm thick tiles
5 - 100 Wedges 0 to 12mm	70184608774	5450248780588	Reusable self-leveling shims, used to level all tiles, thickness from 0 to 12mm
7 - Self-leveling Basisset	70184608777	5450248780618	Self-leveling kit, consisting of all the accessories for installing tiles in the rules of the art. In this kit you will find: 1 clamp, 100 self-leveling braces for 1.5 mm thick joints for tiles from 3 to 12 mm thick and 100 self-leveling wedges
INSTALLATION OF TILING JOINT			
10 - Tile layer´s hawk 280x140mm black	70184608765	5450248780496	Foam grouting trowel, for filling tile joints, ideal for large surfaces, vertical work and wide joints
12 - Spreader, wooden handle 180mm	70184608770	5450248780540	Rubber squeegees are used for filling tile joints
13 - Spreader, wooden handle 300mm	70184608771	5450248780557	Rubber squeegees are used for filling tile joints
JOINT AND TILE CLEANING			
14 - Tile cleaner 280x140mm Hydro	70184608766	5450248780502	Foam float, used to clean the tiles and excess joint paste, ideal tool with the roller cleaning bucket
16 - Tile washing set 24 L + Rollers	70184608780	5450248780649	24L rinsing tank, for cleaning tile joints on large surfaces, designed to drain the foam float

ACCESSORIES OPTIONNAL



TT180 BM

- Removable plastic water tray for easy cleaning after use.
- 0° to 45° tilting table helps the operator achieve the perfect mitre cut.
- The lightweight construction and hardwearing accompanying case, makes this tile saw protected, easy to move, handle and store.
- Ø 180mm Classic Ceramic supplied with every TT180 BM.



PRODUCT DATA

Item No.	70184625699	Supply Voltage	230V 1~	Tilting table	0 - 45°
EAN	5450248347354	Power	550W (0,75 hp)	Max. cutting depth at 90° / at 45°	12mm / 8mm
Price (€)	###,##	Fuse/Generator	16A / 2 kVA	Max. cutting length	-
Item No. (UK)	70184626958	Blade x bore	Ø 180 x 25,4mm	Table size	395 x 385mm
EAN	5450248371618	Dimensions (LxWxH)	440 x 390 x 230mm	Tool speed RPM	2990 min ⁻¹
Price (€)	###,##	Packaging size	480 x 460 x 240mm	Hand Arm Vibrations	< 2,5 m/s ²
		Weight	14kg	Sound power / pressure level	80 dB (A) / 72 dB (A)



550w



230v

PRODUCT FEATURES



EASY TRANSPORTATION



REMOVABLE PLASTIC WATER TRAY



LIGHT & COMPACT



SUITCASE

DIAMOND BLADE WITH MACHINE FOR TT180 BM



Substrate / Material	CERAMIC
Recommended Product	CLASSIC CERAMIC
Blade x bore	180 x 25,4mm
Item No.	70184626828
Page reference	66

TT200 EM

- 0° to 45° tilting table helps the operator achieve the perfect mitre cut.
- A powerful 800W motor and precise locking cutting guide, delivers a fast and accurate cut.
- Delivered in a strong plastic case to help protect, store and transport the machine.
- Ø 200mm Classic Ceramic Diamond Blade supplied with every TT200 EM.



PRODUCT DATA

Item No.	70184625701	Supply Voltage	230V 1~	Tilting table	0 - 45°
EAN	5450248347361	Power	800W (1,1 hp)	Max. cutting depth at 90° / at 45°	12mm / 8mm
Price (€)	###,##	Fuse/Generator	16A / 2 kVA	Max. cutting length	-
Item No. (UK) 	70184626963	Blade x bore	Ø 200 x 25,4mm	Table size	460 x 360mm
EAN	5450248371663	Dimensions (LxWxH)	510 x 400 x 230mm	Tool speed RPM	2950 min ⁻¹
Price (€)	###,##	Packaging size	560 x 500 x 270mm	Hand Arm Vibrations	< 2,5 m/s ²
		Weight	12kg	Sound power / pressure level	80 dB (A) / 72 dB (A)



800w



230v

PRODUCT FEATURES



TRANSPORT HANDLE



TILTING TABLE (0° TO 45°)



LOCKING CUTTING GUIDE



SUITCASE

DIAMOND BLADE WITH MACHINE FOR TT200 EM



Substrate / Material	CERAMIC
Recommended Product	CLASSIC CERAMIC
Blade x bore	200 x 25,4mm
Item No.	70184626829
Page reference	66

TT251

- The 1000W motor delivers powerful performance.
- Stainless steel 0° to 45° tilting table is robust, hardwearing, and helps the operator achieve the perfect mitre cut every time.
- Removable water tank speeds up blade changes and makes cleaning up after use easy.
- Ø 250mm Classic Ceramic supplied with every TT251.



PRODUCT DATA

Item No.	70184602662
EAN	5450248735700
Price (€)	###,##



1000w



230v

Supply Voltage	230V 1~
Power	1000W (1,4 hp)
Fuse/Generator	16A / 3 kVA
Blade x bore	Ø 250 x 25,4mm
Dimensions (LxWxH)	620 x 600 x 355mm
Packaging size	690 x 610 x 420mm
Weight	26kg

Tilting table	0 - 45°
Max. cutting depth at 90° / at 45°	12mm / 8mm
Max. cutting length	-
Table size	560 x 500mm
Tool speed RPM	2950 min ⁻¹
Hand Arm Vibrations	< 2,5 m/s ²
Sound power / pressure level	79 dB (A) / 71 dB (A)


PRODUCT FEATURES



TILTING STAINLESS STEEL TABLE TOP. POSSIBILITY FOR BEVEL CUTS 0-45°



GALVANISED AND REMOVABLE WATERPAN. EASY BLADE MOUNTING



LOCKABLE CUTTING GUIDE ON BOTH SIDES



HANDLES FOR TRANSPORTATION

DIAMOND BLADE WITH MACHINE FOR TT251



Substrate / Material	CERAMIC
Recommended Product	CLASSIC CERAMIC
Blade x bore	250 x 25,4mm
Item No.	70184626831
Page reference	66


TR202

- Professional machine with a powerful 900W motor, for fast and effective cutting performance.
- Heavy duty rail and tilting cutting head is ideal for cutting long tiles and for making precise cuts.
- The machine is easily stored and manoeuvred with the incorporated folding legs and transport wheels.
- Removable plastic water tray and drain plug makes cleaning and draining after use, hassle-free.
- Ø 200mm Extreme Ceramic Turbo Diamond Blade supplied with every TR202.



PRODUCT DATA

Item No.	70184601106	Supply Voltage	230V 1~	Tilting head	0 - 45°
EAN	5450248699521	Power	900W (1,2 hp)	Max. cutting depth at 90° / at 45°	15mm / 10mm
Price (€)	###,##	Fuse/Generator	16A / 3 kVA	Max. cutting length	650mm
		Blade x bore	Ø 200 x 25,4mm	Table size	810 x 470mm
		Dimensions (LxWxH)	930 x 470 x 1200mm	Tool speed RPM	2950 min ⁻¹
		Packaging size	1020 x 490 x 465mm	Hand Arm Vibrations	< 2,5 m/s ²
		Weight	35kg	Sound power / pressure level	80 dB (A) / 72 dB (A)



900w

230v

650mm⁺
MAX CUT LENGTH

Ø200
mm

PRODUCT FEATURES




TILTING HEAD (0 TO 45°)



REMOVABLE WATER TRAY



TRANSPORT WHEELS



CUTTING GUIDE

DIAMOND BLADE WITH MACHINE FOR TR202





Substrate / Material	CERAMIC
Recommended Product	EXTREME CERAMIC TURBO
Blade x bore	200 x 25,4mm
Item No.	70184625427
Page reference	62

TR232 S



- Heavy duty guiding rail and tilting head facilitates precise cuts.
- Built-in side extension accommodates large or wide materials.
- Foldable handles, legs & transport wheels make moving and storing the machine simple.
- The cutting table is easy to remove, which provides easy access to the water tray when cleaning.
- Ø 230mm Extreme Ceramic Turbo Diamond Blade supplied with every TR232 S.

PRODUCT DATA

Item No.	70184601110	Supply Voltage	230V 1~	Tilting head	0 - 45°
EAN	5450248699569	Power	1,1kW	Max. cutting depth at 90° / at 45°	15mm / 10mm
Price (€)	###,##	Fuse/Generator	16A / 3 kVA	Max. cutting length	860mm
 1100w	 230v	Blade x bore	Ø 230 x 25,4mm	Table size	860 x 565mm
		Dimensions (LxWxH)	1560 x 600 x 1175mm	Tool speed RPM	2950 min ⁻¹
		Packaging size	1290 x 650 x 560mm	Hand Arm Vibrations	< 2,5 m/s ²
		Weight	61kg	Sound power / pressure level	71 dB (A) / 79 dB (A)

860mm
MAX CUT LENGTH



PRODUCT FEATURES



CUTTING GUIDE WITH ANGULAR SETTING



TILTING HEAD (0 TO 45°)

DIAMOND BLADE WITH MACHINE FOR TR232 S



Substrate / Material	CERAMIC
Recommended Product	EXTREME CERAMIC TURBO
Blade x bore	230 x 25,4mm
Item No.	70184627653
Page reference	62


TR232 L

- Heavy duty guiding rail and tilting head facilitates precise cuts.
- Built-in side extension accommodates large or wide materials.
- Foldable handles, legs & transport wheels make moving and storing the machine simple.
- The cutting table is easy to remove, which provides easy access to the water tray when cleaning.
- Rubber coated table + clamps keep the cutting material steady and secure.
- Ø 230mm Extreme Ceramic Turbo Diamond Blade supplied with every TR232 L.



PRODUCT DATA

Item No.	70184601103	Supply Voltage	230V 1~	Tilting head	0 - 45°
EAN	5450248699491	Power	1,1kW	Max. cutting depth at 90° / at 45°	15mm / 10mm
Price (€)	###,##	Fuse/Generator	16A / 3 kVA	Max. cutting length	1200mm
		Blade x bore	Ø 230 x 25,4mm	Table size	1200 x 565mm
		Dimensions (LxWxH)	1860 x 600 x 1175mm	Tool speed RPM	2950 min ⁻¹
		Packaging size	1630 x 650 x 590mm	Hand Arm Vibrations	< 2,5 m/s ²
		Weight	72kg	Sound power / pressure level	71 dB (A) / 79 dB (A)



1200mm
MAX CUT LENGTH



PRODUCT FEATURES



ADJUSTABLE CLAMPS FOR FIXING THE TILES



ANGULAR CUTTING GUIDE / RUBBER-COVERED TABLE

DIAMOND BLADE WITH MACHINE FOR TR232 L



Substrate / Material	CERAMIC
Recommended Product	EXTREME CERAMIC TURBO
Blade x bore	230 x 25,4mm
Item No.	70184627653
Page reference	62

TR252



- Heavy duty guiding rail and tilting head facilitates precise cuts even on very long tiles and hard materials.
- Plunging head allowing step cutting on hard materials.
- Built-in side extension accommodates large or wide materials.
- Foldable handles, legs & transport wheels make moving and storing the machine simple.
- The cutting table is easy to remove, which provides easy access to the water tray when cleaning.
- Rubber coated table + clamps keep the cutting material steady and secure.
- Ø 250mm Extreme Ceramic Turbo Diamond Blade supplied with every TR252.
- Powerful 1500W motor for better performances on hard tiles.

PRODUCT DATA

Item No.	70184694289
EAN	5450248596592
Price (€)	###,##



1500w



230v

Supply Voltage	230V 1~
Power	1500W
Fuse/Generator	16A / 3 kVA
Blade x bore	Ø 250 x 25,4mm
Dimensions (LxWxH)	1860 x 600 x 1170mm
Packaging size	1630 x 650 x 590mm
Weight	75kg

Tilting head	0 - 45°
Max. cutting depth at 90° / at 45°	15mm / 10mm
Max. cutting length	1200mm
Table size	1200 x 565mm
Tool speed RPM	2950 min ⁻¹
Hand Arm Vibrations	< 2,5 m/s ²
Sound power / pressure level	87 dB (A) / 73 dB (A)

1200mm
MAX CUT LENGTH



PRODUCT FEATURES



PLUNGING CUTTING HEAD



CUTTING GUIDE INCLUDED

DIAMOND BLADE WITH MACHINE FOR TR252



Substrate / Material	CERAMIC
Recommended Product	EXTREME CERAMIC TURBO
Blade x bore	250 x 25,4mm
Item No.	70184625428
Page reference	62

TILE SAW SPARE PARTS & ACCESSORIES



TR202

DESCRIPTION	ITEM No.	EAN	PRICE (€)
1 - Flange Kit + nut	510100630	5450248549758	###,##
Switch 230V	310479885	5450248705918	###,##
2 - Water pump 230V	310365204	5450248411291	###,##

TR232 S & TR232 L

DESCRIPTION	ITEM No.	EAN	PRICE (€)
1 - Flange kit + nut	510100973	5450248550259	###,##
Switch 230V	310340138	5450248511311	###,##
2 - Water pump 230V	310365204	5450248411291	###,##

NORTON

SAINT-GOBAIN

clipper

MASONRY SAWS

Inventors of the first masonry saw over 80 years ago, Norton Clipper today offers a full range of machines with blade diameters of 350mm up to 1000mm, with electric motors or petrol engines for all construction and industrial work sites. Use with Norton Clipper diamond blades for optimal results.










MASONRY SAWS

Model	Max Cut Depth	Max Material Height	Blade Diameter	Power (hp)	Power (kW)
CPS 41	110 mm	110 mm	Ø350 mm	3 hp	2,2 kW
CM35 MINI CLIPPER	110 mm	180 mm	Ø350 mm	3 hp	2,2 kW
CGW	110 mm	150 mm	Ø350 mm	3 hp	2,2 kW
CM352	110 mm	150 mm	Ø350 mm	3 hp	2,2 kW

MASONRY SAWS

 <p>Ø350 mm 120mm MAX CUT DEPTH 240mm MAX MATERIAL HEIGHT</p> <p>NEW BATTERY</p> <p>2,4 hp 1,8kW 72v</p> <p>CM350 B</p>	 <p>Ø400 mm 135mm MAX CUT DEPTH 200mm MAX MATERIAL HEIGHT</p> <p>ELECTRIC</p> <p>3 hp 2,2kW</p> <p>CM42</p>	 <p>Ø400 mm 150mm MAX CUT DEPTH 250mm MAX MATERIAL HEIGHT</p> <p>ELECTRIC</p> <p>3 hp 2,2kW</p> <p>CM400 JUNIOR</p>	 <p>Ø400 mm 150mm MAX CUT DEPTH 280mm MAX MATERIAL HEIGHT</p> <p>ELECTRIC/ PETROL*</p> <p>3 hp 2,2kW 4 hp 3kW 6,5 hp* 4,8kW*</p> <p>CM401</p>	 <p>Ø450 mm 170mm MAX CUT DEPTH 250mm MAX MATERIAL HEIGHT</p> <p>ELECTRIC</p> <p>3 hp 2,2kW</p> <p>CM450 JUNIOR</p>
---	--	--	---	--

 <p>Ø350 mm 110mm MAX CUT DEPTH 130mm MAX MATERIAL HEIGHT</p> <p>ELECTRIC</p> <p>3 hp 2kW</p> <p>CST120 UNO</p>	 <p>Ø350 mm 110mm MAX CUT DEPTH 130/195mm** MAX MATERIAL HEIGHT</p> <p>ELECTRIC</p> <p>3 hp 2,2kW 4 hp 3kW</p> <p>CST100/120/150**</p>	 <p>Ø350 mm 110mm MAX CUT DEPTH 130mm MAX MATERIAL HEIGHT</p> <p>ELECTRIC</p> <p>3 hp 2,2kW</p> <p>CST100/120 ALU</p>	 <p>Ø500 mm 195mm MAX CUT DEPTH 355mm MAX MATERIAL HEIGHT</p> <p>ELECTRIC</p> <p>7,5 hp 5,5kW</p> <p>ISM/ISC</p>	 <p>Ø600 mm 245mm MAX CUT DEPTH 355mm MAX MATERIAL HEIGHT</p> <p>ELECTRIC / PETROL*</p> <p>5,5 hp 4,0kW 6,5 hp* 4,8kW*</p> <p>CM501/601</p>
--	---	--	--	--

MASONRY SAWS

<p>Ø700 mm 270mm MAX CUT DEPTH 320mm MAX MATERIAL HEIGHT</p>	<p>Ø650 mm 265mm MAX CUT DEPTH 280mm MAX MATERIAL HEIGHT</p>	<p>Ø900/1000** mm 370/420**mm MAX CUT DEPTH 440mm MAX MATERIAL HEIGHT</p>	<p>Ø900/1000 mm 370/420mm MAX CUT DEPTH 440mm MAX MATERIAL HEIGHT</p>
<p>ELECTRIC</p> <p>4 hp 3kW</p>	<p>ELECTRIC</p> <p>3 hp 7,5 hp 2,2kW 5,5kW</p>	<p>ELECTRIC / PETROL*</p> <p>10 hp 13 hp* 7,5kW 9,6kW*</p>	<p>ELECTRIC</p> <p>10 hp 7,5kW</p>
<p>CM70 ALU</p>	<p>JUMBO 651</p>	<p>JUMBO 900/1000**</p>	<p>CM 1000 JUMBO</p>

BAND SAWS

<p>310mm MAX CUT DEPTH 310mm MAX MATERIAL HEIGHT</p>	<p>500/635mm** MAX CUT DEPTH 500/635mm** MAX MATERIAL HEIGHT</p>
<p>ELECTRIC</p> <p>1,5 hp 1,1kW</p>	<p>ELECTRIC</p> <p>2,5 hp 1,8kW</p>
<p>CB311</p>	<p>CB511/CB651**</p>

CPS41

FEATURES & BENEFITS

- Adjustable cutting height from 50 up to 110mm
- Handle and transport wheels for easy transportation on the work site
- Equipped with a hardened steel blade for a longer life



PRODUCT DATA

Item No.	70184608013	Weight	42 kg	Min. Cutting height	110 mm
EAN	5450248768241	Min. Cutting width	30 mm	Dimensions (W x D x H)	580 x 120 x 820 mm
Price (€)	###,##	Max. Cutting width	410 mm		
		Min. Cutting height	50 mm		

PRODUCT FEATURES



ADJUSTABLE CUTTING DEPTH



TRANSPORT WHEELS AS STANDARD



CM35 MINI CLIPPER

- Ergonomically designed to fit into small spaces.
- Pendular cutting head that allows efficient step cutting and a longer blade life.
- Dust extraction port facilitates a cleaner cutting process, making it ideal for indoor working.
- Adjustable legs make the machine more stable and improves operator comfort.



PRODUCT DATA

Item No.	70184603115	Supply Voltage/ Power	230V 1- / 2,2kW	Max. cutting length	340mm
EAN	5450248750666	Fuse/Generator	16A / 6 kVA	Max. material height	180mm
Price (€)	###,##	Blade x bore	Ø 350 x 25,4mm	Table size	275 x 345mm
		Tool speed RPM	2800 min ⁻¹		
		Dimensions (LxWxH)	730 x 286 x 282mm		
		Weight	40kg		
		Max. cutting depth	110mm		



Clipper's Tip

For dry use, connect CM35 Mini Clipper to CV402 or CV270 dust extractor - see pages 266 and 267.

PRODUCT FEATURES



MAX CUT DEPTH



OPTIONAL LEGS (310565274)



PENDULAR CUTTING HEAD



DUST EXTRACTION PORT Ø 40mm

DIAMOND BLADE RECOMMENDATIONS FOR CM35 Mini Clipper



Substrate / Material	UNIVERSAL	SILENCIO	UNIVERSAL	NATURAL STONE
Recommended Product	EXTREME UNIVERSAL LASER	EXTREME UNIVERSAL SILENCIO	EXTREME UNIVERSAL TURBO	EXTREME GRANITE
Diameter x bore	350 x 25,4mm	350 x 25,4mm	350 x 25,4mm	350 x 25,4mm
Item No.	70184612283	70184628998	70184611561	70184603311
Page reference	47	46	44	68

CGW



- Variable cutting guide and cutting head locking device enables angular cutting without any additional tools.
- The blade guard provides additional protection to the user and the removable cover allows easy access to change the blade.
- Electrical water pump is protected from slurries, which reduces overall maintenance time.

PRODUCT DATA

Item No.	70184629851	Supply Voltage/ Power	230V 1~ / 2,2kW	Tilting head	No
EAN	5450248407393	Fuse/Generator	16A / 6 kVA	Max. cutting depth	110mm
Price (€)	###,##	Blade x bore	Ø 350 x 25,4mm	Max. cutting length	500mm
		Tool speed RPM	2800 min ⁻¹	Max. material height	150mm
		Dimensions (LxWxH)	980 x 600 x 1250mm	Table size	440 x 340mm
		Dimensions (folded legs)	980 x 600 x 550mm	Hand Arm Vibrations	< 2,5 m/s ²
		Weight	66kg	Sound power / pressure level	92 dB (A) / 80 dB (A)



3 hp



2,2kW



230V

PRODUCT FEATURES



MAX CUT DEPTH



COMPENSATION SPRING



VARIABLE CUTTING GUIDE



SPLASH GUARD

DIAMOND BLADE RECOMMENDATIONS FOR CGW



Substrate / Material	BETON	SILENCIO	UNIVERSAL	NATURAL STONE	ALL MATERIALS
Recommended Product	PRO BETON	EXTREME UNIVERSAL SILENCIO	EXTREME UNIVERSAL	EXTREME GRANITE	PRO 4X4 EXPLORER
Diameter x bore	350 x 25,4mm	350 x 25,4mm	350 x 25,4mm	350 x 25,4mm	350 x 25,4mm
Item No.	70184627061	70184628998	70184612283	70184603311	70184602093
Page reference	39	46	47	68	58

CM352

- Adjustable depth stop on the tilting head allows a 45° bevel cut, with an embedded slot in the conveyor cart. Step cutting and full-depth cutting are possible in both 90° and 45° head position also.
- Extra large 600 x 600mm conveyor cart with anti-slip rubber surface and tilted wheels, which makes the cutting material more stable. The more stable the workpiece, the easier the cut.
- Removable water tray adds to the ease of cleaning after use.
- Folding legs and transport wheels for an easy transportation.
- Machine delivered with a Pro Universal Laser Ø350mm diamond blade.



PRODUCT DATA

Item No.	70184607386	Supply Voltage/ Power	230V 1~ / 2,2kW	Tilting head	0 or 45°
EAN	5450248757603	Fuse/Generator	16A / 6 kVA	Max. cutting depth	110mm
Price (€)	###,##	Blade x bore	Ø 350 x 25,4mm	Max. cutting length	700mm
		Tool speed RPM	2800 min ⁻¹	Max. material height	150mm
		Dimensions (LxWxH)	1146 x 815 x 1270mm	Table size	600 x 600mm
		Dimensions (folded legs)	1146 x 725 x 639mm	Hand Arm Vibrations	2,2 m/s ²
		Weight	69kg	Sound power / pressure level	87 dB (A) / 73 dB (A)



PRODUCT FEATURES



MAX CUT DEPTH



TILTING HEAD & WIDE CONVEYOR



REMOVABLE WATER TRAY



EASY TRANSPORT

DIAMOND BLADE RECOMMENDATIONS FOR CM352



Substrate / Material	BETON	SILENCIO	UNIVERSAL	NATURAL STONE	ALL MATERIALS
Recommended Product	PRO BETON	EXTREME UNIVERSAL SILENCIO	EXTREME UNIVERSAL	EXTREME GRANITE	PRO 4X4 EXPLORER
Diameter x bore	350 x 25,4mm	350 x 25,4mm	350 x 25,4mm	350 x 25,4mm	350 x 25,4mm
Item No.	70184627061	70184628998	70184612283	70184603311	70184602093
Page reference	39	46	47	68	58



NEW

CM350 B



The Norton Clipper CM350 B masonry saw is a unique battery powered machine in the market.

- The high-performance battery powered brushless Honda motor combined with a Honda battery pack, ensures consistent and reliable performance every time.
- The robust and durable design makes this machine perfect for heavy duty applications.
- Smart and ergonomic plunging head with horizontal blade guard offers comfortable cutting and optimised material height.
- The 'One battery fits all' solution allows use of the same battery on all Norton Clipper battery powered machines.

PRODUCT DATA

Item No.	70184632547*	Supply Voltage / Power	Battery - 72V / 1,8kW (2,4 hp)	Max. cutting depth	120mm
EAN	5450248821922	Motor Type	Electric - Honda eGX	Max. cutting length	600mm
Price (€)	###,##	Blade x bore	Ø 350 X 25,4mm	Max. material height	240mm
		Dimensions (LxWxH)	1390x1750x1750mm	Table size	400 x 460mm
		Dimensions (folded legs)	1390x1750x1250mm	Tool speed RPM	2500 min ⁻¹
		Weight	122kg	Hand Arm Vibrations	2,17 m/s ²



2,4 hp



1,8kW



72v

PRODUCT FEATURES



MAX CUT DEPTH



BATTERY B720: 310568970



RAPID CHARGER C700: 310568971

*Battery and Charging Unit Sold Separately

DIAMOND BLADE RECOMMENDATIONS FOR CM350 B

Substrate / Material	UNIVERSAL
Recommended Product	EXTREME UNIVERSAL BATTERY SILENCIO
Diameter x bore	350 x 25,4mm
Item No.	70184633200
Page reference	46



CM42 COMPACT

- Wide conveyor cart and long reinforced frame allows the operator to cut a 60 x 60cm slab in two 30cm halves.
- Wide conveyor cart with tilted wheels, anti-pivoting and locking system provides great stability and durability.
- Highly accurate cutting guide with per-degree angular setting, facilitates quick, precise and easy cutting without additional accessories.



CM42



CM42 30-1-230V



CM42 30-1-110V

Item No.	70184647620	70184647989*	70184647990
EAN	5450248563617	5450248572053	5450248572077
Price (€)	###,##	###,##	###,##
Supply Voltage/ Power	230V 1~ / 2,2kW (3 hp)	230V 1~ / 2,2kW (3 hp)	110V 1~ / 1,5kW (2 hp)
Fuse Generator	16A / 6 kVA	16A / 6 kVA	16A / 6 kVA
Blade x bore	Ø 400 x 25,4mm	Ø 400 x 25,4mm	Ø 400 x 25,4mm
Tool speed RPM	2800 min ⁻¹	2800 min ⁻¹	2800 min ⁻¹
Tilting table	Optional	Optional	Optional
Max. cutting depth	135mm	135mm	135mm
Max. cutting length	670mm	670mm	670mm
Max. material height	200mm	200mm	200mm
Table size	500 x 540mm	500 x 540mm	500 x 540mm
Hand Arm Vibrations	< 2,5 m/s ²	< 2,5 m/s ²	< 2,5 m/s ²
Sound power / pressure level	92 dB (A) / 80 dB (A)	92 dB (A) / 80 dB (A)	92 dB (A) / 80 dB (A)
Dimensions (LxWxH)	1187 x 620 x 1360mm	1187 x 620 x 1360mm	1187 x 620 x 1360mm
Dimensions (folded legs)	1187 x 620 x 740mm	1187 x 620 x 740mm	1187 x 620 x 740mm
Weight	90kg	90kg	90kg

PRODUCT FEATURES

* Available on request



MAX CUT DEPTH



FOLDING FEET



ADJUSTABLE CUTTING-DEPTH HANDLE



ANTI PIVOTING SYSTEM

DIAMOND BLADE RECOMMENDATIONS FOR CM42



Substrate / Material	BETON	SILENCIO	UNIVERSAL	ALL MATERIALS
Recommended Product	PRO BETON	EXTREME UNI SILENCIO	EXTREME UNIVERSAL	PRO 4X4 EXPLORER
Diameter x bore	400 x 25,4mm	400 x 25,4mm	400 x 25,4mm	400 x 25,4mm
Item No.	70184627062	70184640270	70184611438	70184602095
Page reference	39	46	47	58

CM400 JUNIOR



- Cutting length of up to 600mm accommodates large materials.
- The blade guard is always horizontal, which adds protection and user safety.
- Mechanical water pump makes the machine efficient to use.
- Handy transport wheels and removable legs allow the machine to be readily moved and easily stored.

CM400 JUNIOR Electric

Item No.	70184630306	Supply Voltage/ Power	230V 1~ / 2,2kW (3 hp)	Max. material height	250mm
EAN	5450248414131	Fuse/Generator	16A / 6 kVA	Table size	400 x 490mm
Price (€)	###,##	Blade x bore	Ø 400 x 25,4mm	Hand Arm Vibrations	< 2,5 m/s ²
		Tool speed RPM	2700 min ⁻¹	Sound power / pressure level	89 dB (A) / 78 dB (A)
		Max. cutting depth	150mm	Dimensions (LxWxH)	1280 x 590 x 1460mm
		Max. cutting length	600mm	Dimensions (folded legs)	1280 x 590 x 880mm
				Weight	104kg



Formerly JCW

PRODUCT FEATURES



MAX CUT DEPTH



BLADE GUARD ALWAYS HORIZONTAL



CUTTING GUIDE



TRANSPORTATION WHEELS

DIAMOND BLADE RECOMMENDATIONS FOR CM400 JUNIOR



Substrate / Material	BETON	SILENCIO	UNIVERSAL	NATURAL STONE	ALL MATERIALS
Recommended Product	PRO BETON	EXTREME UNIVERSAL SILENCIO	EXTREME UNIVERSAL	PRO GRANITE TURBO	PRO 4X4 EXPLORER
Diameter x bore	400 x 25,4mm	400 x 25,4mm	400 x 25,4mm	400 x 25,4mm	400 x 25,4mm
Item No.	70184627062	70184640270	70184611438	70184626533	70184602095
Page reference	39	46	47	69	58

CM401

- Cutting length of up to 600mm accommodates large materials.
- Constructed with aluminium components including extruded profiles and removable aluminium water tray, giving the CM401 extreme rigidity and robustness.



CM401 600



CM401 600



CM401 600

Item No.	70184626994	70184627004	70184627017
EAN	5450248371847	5450248371854	5450248371755
Price (€)	###,##	###,##	###,##
Engine type	Electric	Electric	Petrol / HONDA GX200
Supply Voltage/ Power	230V 1~/ 2,2kW (3 hp)	400V 3~/ 3kW (4 hp)	4,8kW (6,5 hp)
Fuse Generator	16A / 6 kVA	16A / 8 kVA	-
Blade x bore	Ø 400 x 25,4mm	Ø 400 x 25,4mm	Ø 400 x 25,4mm
Tool speed RPM	2700 min ⁻¹	2000 min ⁻¹	2650 min ⁻¹
Max. cutting depth	150mm	150mm	150mm
Max. cutting length	600mm	600mm	600mm
Max. material height	280mm	280mm	280mm
Table size	500 x 600mm	500 x 600mm	500 x 600mm
Hand Arm Vibrations	< 2,5 m/s ²	< 2,5 m/s ²	< 2,5 m/s ²
Sound power / pressure level	94 dB (A) / 81 dB (A)	94 dB (A) / 81 dB (A)	105 dB (A) / 93 dB (A)
Dimensions (LxWxH)	1380 x 660 x 1510mm	1380 x 660 x 1510mm	1380 x 660 x 1510mm
Dimensions (folded legs)	1380 x 660 x 920mm	1380 x 660 x 920mm	1380 x 660 x 920mm
Weight	113kg	115kg	118kg

PRODUCT FEATURES



MAX CUT DEPTH



MECHANICAL WATER PUMP



ALUMINIUM PROFILE



EASY TRANSPORT

DIAMOND BLADE RECOMMENDATIONS FOR CM400 JUNIOR



Substrate / Material	BETON	SILENCIO	UNIVERSAL	NATURAL STONE	ALL MATERIALS
Recommended Product	PRO BETON	EXTREME UNIVERSAL SILENCIO	EXTREME UNIVERSAL	PRO GRANITE TURBO	PRO 4X4 EXPLORER
Diameter x bore	400 x 25,4mm	400 x 25,4mm	400 x 25,4mm	400 x 25,4mm	400 x 25,4mm
Item No.	70184627062	70184640270	70184611438	70184626533	70184602095
Page reference	39	46	47	69	58

CM450 JUNIOR



- Cuts through large materials thanks to 600mm cutting length and 170mm cutting depth.
- Handy transport wheels and adjustable folding legs allow the machine to be readily moved and easily stored.
- Improved water system separates used water containing dust particles which extends the lifetime of the water pump.
- The new water pump plug saves time when changing the water pump as there is no longer a requirement to open the switch and use electrical connections.

PRODUCT DATA

Item No.	70184608625	Supply Voltage / Power	230V 1~/ 2,2kW (3 hp)	Max. cutting depth	170mm
EAN	5450248777335	Fuse/Generator	16A / 6kVA	Max. cutting length	600mm
Price (€)	###,##	Blade x bore	Ø 450 x 25,4mm	Max. material height	250mm
		Dimensions (LxWxH)	1390 x 750 x 1480mm	Table size	460 x 400mm
		Dimensions (without legs)	1390 x 530 x 800mm	Tool speed RPM	2100 min ⁻¹
		Weight	97kg	Hand Arm Vibrations	< 2,5 m/s ²
				Sound power / pressure level	89 dB (A) / 78 db (A)



PRODUCT FEATURES



MAX CUT LENGTH & DEPTH



FOLDING FEET



WATER SETTLING SYSTEM



EASY WATER PUMP PLUG

DIAMOND BLADE RECOMMENDATIONS FOR CM 450 JUNIOR



Substrate / Material	UNIVERSAL
Recommended Product	PRO UNIVERSAL LASER
Diameter x bore	450 x 25,4mm
Item No.	70184609093
Page reference	48

CST 120 UNO

- A combination of robust construction and strong chrome-plated guiding bars give the CST120 Uno significant durability.
- The tilting and plunging head allows angled cuts of up to 45° and adjustable cutting depth.



PRODUCT DATA

Item No.	70184601846	Supply Voltage / Power	230V 1~/ 2,0kW (3 hp)	Max. cutting depth	110mm
EAN	5450248713999	Fuse/Generator	16A / 6kVA	Max. cutting length	1200mm
Price (€)	###,##	Blade x bore	Ø 350 x 25,4mm	Max. material height	130mm
		Dimensions (LxWxH)	1650 x 580 x 1400mm	Table size	1200 x 560mm
		Dimensions (without legs)	1650 x 580 x 850mm	Tool speed RPM	2800 min ⁻¹
		Weight	105kg	Hand Arm Vibrations	< 2,5 m/s ²
				Sound power / pressure level	88,5dB (A) / 73,5db (A)



3 hp

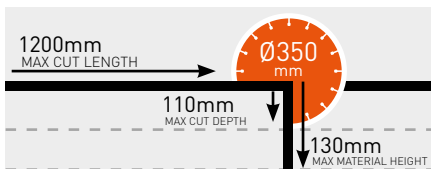


2kW



230V

PRODUCT FEATURES



MAX CUT LENGTH & DEPTH



CUTTING GUIDE

DIAMOND BLADE RECOMMENDATIONS FOR CST RANGE



Substrate / Material	SILENCIO	UNIVERSAL	NATURAL STONE	CERAMIC	
Recommended Product	EXTREME UNI SILENCIO	EXTREME UNIVERSAL	EXTREME GRANITE	EXTREME CERAMIC	EXTREME GRES
Diameter x bore	350 x 25,4mm	350 x 25,4mm	350 x 25,4mm	350 x 25,4mm	350 x 25,4mm
Item No.	70184628998	70184612283	70184601174	70184630335	70184632569
Page reference	46	47	68	63	64

CST 100/120/150



ADJUSTABLE GUIDE ANGLE

SIDE EXTENSION TABLE

- A combination of robust construction and strong chrome-plated guiding bars give the CST range significant durability.
- The tilting and plunging head allows angled cuts of up to 45° and adjustable cutting depth.
- A side extension table increases the width of the table from 660mm to 1110mm; accommodating larger cutting material.



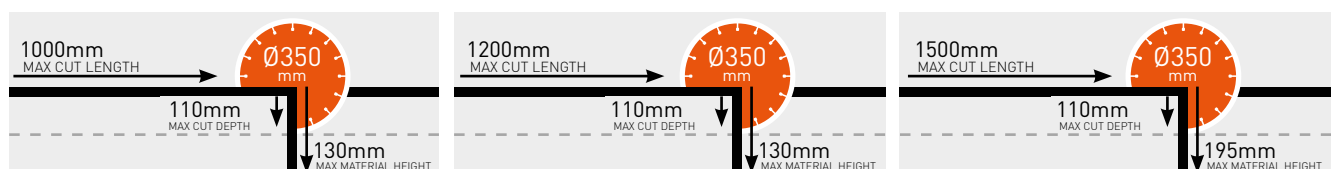
	CST100	CST120	CST150
Item No.	70184613977	70184614032	70184614025
EAN	5450248144595	5450248191179	5450248189725
Price (€)	###,##	###,##	###,##
Supply Voltage/Power	230V 1~/ 2,2kW (3 hp)	230V 1~/ 2,2kW (3 hp)	230V 1~/ 2,2kW (3 hp)
Fuse (Generator)	16A / 6kVA	16A / 6kVA	16A / 6kVA
Blade x bore	Ø 350 x 25,4mm	Ø 350 x 25,4mm	Ø 350 x 25,4mm



	CST100	CST120	CST150
Item No.	70184613982	70184613892	70184614026
EAN	5450248144724	5450248141235	5450248189732
Price (€)	###,##	###,##	###,##
Supply Voltage/Power	400V 3~/ 3kW (4 hp)	400V 3~/ 3kW (4 hp)	400V 3~/ 3kW (4 hp)
Fuse (Generator)	16A / 8kVA	16A / 8kVA	16A / 8kVA
Max. blade x bore	Ø 350 x 25,4mm	Ø 350 x 25,4mm	Ø 350 x 25,4mm

PRODUCT DATA (ALL MACHINES)	CST100	CST120	CST150
Max. cutting depth	110mm	110mm	110mm
Max. cutting length	1000mm	1200mm	1500mm
Max. material height	130mm	130mm	195mm
Table size	1000mm	1200mm	1500mm
Tool speed RPM	2800 min ⁻¹	2800 min ⁻¹	2800 min ⁻¹
Hand arm vibrations	<2,5m/s ²	<2,5m/s ²	<2,5m/s ²
Sound power / pressure level	88,5dB (A) / 73,5db (A)	88,5dB (A) / 73,5db (A)	88,5dB (A) / 73,5db (A)
Dimensions (LxWxH)	1270 x 660 x 1350mm	1600 x 660 x 1350mm	1970 x 660 x 1350mm
Dimensions (without legs)	1270 x 660 x 780mm	1600 x 660 x 780mm	1970 x 660 x 780mm
Weight	105kg	160kg	180kg

MAX CUT DEPTH



CST 100

CST 120


CST 150

CST 100/120 ALUMINUM

- Made with aluminium parts, the CST 100 and CST 120 Alu machines are hardwearing yet lightweight for maximum manoeuvrability.
- Strong chrome-plated guiding bars and tilting rail allows highly precise cuts of up to 45°.
- Rubber layered, anti-slip table stabilises the cutting material to prevent slipping.
- Incorporated side extension (450 x 300mm) increases the table width up to 960mm.
- For optimal results on thick tiles (up to 3cm thick) use Norton Clipper Extreme Gres diamond blade (SEE PAGE 64)




 3 hp 2,2kW 230V
CST100 ALU

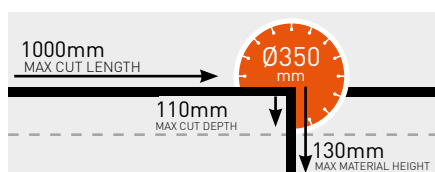

 3 hp 2,2kW 230V
CST120 ALU


 2,4 hp 1,8kW 115V
CST100 ALU 

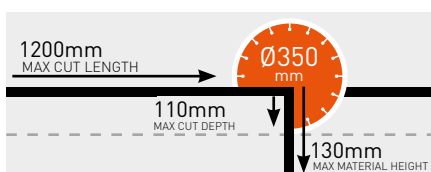

 2,4 hp 1,8kW 115V
CST120 ALU 

Item No.	70184601937	70184602016	70184602124	70184602125
EAN	5450248715689	5450248718420	5450248721703	5450248721710
Price (€)	###,##	###,##	###,##	###,##
Supply Voltage/ Power	230V 1~/ 2,2kW (3 hp)	230V 1~/ 2,2kW (3 hp)	115V 1~/ 1,8kW (2,4 hp)	115V 1~/ 1,8kW (2,4 hp)
Fuse (Generator)	16A / 6kVA	16A / 6kVA	16A / 6kVA	16A / 6kVA
Blade x bore	Ø 350x25,4mm	Ø 350x25,4mm	Ø 350x25,4mm	Ø 350x25,4mm
Tool speed RPM	2800 min ⁻¹	2800 min ⁻¹	2800 min ⁻¹	2800 min ⁻¹
Max. cutting depth	110mm	110mm	110mm	110mm
Max. cutting length	1000mm	1200mm	1000mm	1200mm
Max. material height	130mm	130mm	130mm	130mm
Table size	1120mm	1310mm	1120mm	1310mm
Hand Arm Vibrations	< 2,5 m/s ²	< 2,5 m/s ²	< 2,5 m/s ²	< 2,5 m/s ²
Sound power / pressure level	88,5dB (A) / 73,5dB (A)	88,5dB (A) / 73,5dB (A)	88,5dB (A) / 73,5dB (A)	88,5dB (A) / 73,5dB (A)
Dimensions (LxWxH)	1530 x 660 x 1350mm	1630 x 660 x 1350mm	1530 x 660 x 1350mm	1630 x 660 x 1350mm
Dimensions (without legs)	1530 x 660 x 880mm	1630 x 660 x 880mm	1530 x 660 x 880mm	1630 x 660 x 880mm
Weight	85kg	90kg	85kg	90kg


PRODUCT FEATURES



MAX CUT DEPTH - CST 100



MAX CUT DEPTH - CST 120



TILTING HEAD



SIDE EXTENSION AND CUTTING GUIDE INCLUDED (450x300mm)



EASY TRANSPORT THANKS TO FOLDING LEGS AND WHEELS






CM501/601 MAJOR






- Conveyor cart with a stable, anti-slip table surface that enables the operator to deliver an accurate cut.
- Accessible water pump for easy maintenance.
- Double lifting rails assist with movement with a forklift.
- Blade adjustment crank maintains an accurate and consistent blade depth.




 5,5 hp 4kW 400V
 CM501 3,55,3




 5,5 hp 4kW 230/400V
 CM501 3,55,3 D.V.




 6,5 hp 4,8kW PETROL
 CM501 3,60.P



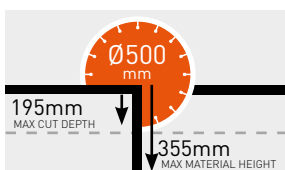

 5,5 hp 4kW 400V
 CM601 5,55,3




 3 hp 2,2kW 115V
 CM501 3-20-1 

Item No.	70184627018	70184628233	70184627020	70184607577	70184628235
EAN	5450248371762	5450248392101	5450248371779	5450248760603	701846282352
Price (€)	###,##	###,##	###,##	###,##	###,##
Engine type	Electric	Electric	Petrol - Honda GX200	Electric	Electric
Supply Voltage/ Power	400V / 4kW (5,5 hp)	230-400V-3 / 4kW (5,5 hp)	4,8kW (6,5 hp)	400V / 4kW / (5,5 hp)	115V / 2,2kW (3 hp)
Blade x bore	Ø 500x25,4mm	Ø 500x25,4mm	Ø 500x25,4mm	Ø 600x25,4mm	Ø 500x25,4mm
Tool speed RPM	1900 min ⁻¹	1900 min ⁻¹	2200 min ⁻¹	1900 min ⁻¹	1900 min ⁻¹
Max. cutting depth at 90° / 45°	195mm	195mm	195mm	245mm	195mm
Max. cutting length	500mm	500mm	500mm	500mm	500mm
Max. material height	355mm	355mm	355mm	355mm	355mm
Table size	580 x 420mm	580 x 420mm	580 x 420mm	580 x 420mm	580 x 420mm
Hand Arm Vibrations	< 2,5 m/s ²	< 2,5 m/s ²	< 2,5 m/s ²	< 2,5 m/s ²	< 2,5 m/s ²
Sound power / pressure level	97dB(A) / 81dB(A)	97dB(A) / 81dB(A)	106dB(A) / 93dB(A)	97dB(A) / 81dB(A)	97dB(A) / 81dB(A)
Dimensions (LxWxH)	1480 x 610 x 1550mm	1480 x 610 x 1550mm	1480 x 610 x 1700mm	1480 x 610 x 1550mm	1480 x 610 x 1550mm
Weight	165kg	163kg	165kg	168kg	165kg

PRODUCT FEATURES



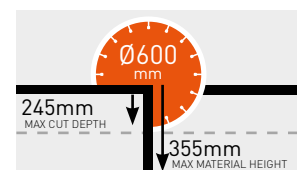
MAX CUT DEPTH - Ø500



CUTTING GUIDE



FRICTION RESISTANT TILTED ROLLERS



MAX CUT DEPTH - Ø600

DIAMOND BLADE RECOMMENDATIONS FOR CM501 & CM601



Substrate / Material	BETON	SILENCIO	UNIVERSAL	REFRACTORY	ALL MATERIALS
Recommended Product	PRO BETON	EXTREME UNI SILENCIO	EXTREME UNIVERSAL		PRO 4X4 EXPLORER
Bore	25,4mm	25,4mm	25,4mm		25,4mm
Ø500mm Item No.	70184627064	70184630309	70184611440	SEE RECOMMENDATION TABLE PAGE 77	70184602097
Ø600mm Item No.	70184627065	-	-		-
Page reference	39	46	47		159

ISM/ISC SUPER*

- Wet cutting enabled by the optional water supply connector.
- Extended operating handle for optimal cutting pressure.
- Crank controlled cutting depth adjuster for maximum accuracy.
- Cutting head height operated by a foot pedal and handle (ISM) giving the operator great control over their cut.



* available on Request

ISM

Item No. 70184613985
 EAN 5450248231239
 Price (€) ###,##



Supply Voltage/ Power	400V 3~ / 5,5kW (7,5 hp)
Fuse/Generator	32 A / 14 kVA
Blade x bore	Ø 500 x 25,4mm
Tool speed RPM	2062 min ⁻¹
Max. cutting depth	190mm
Max. cutting length	500mm
Flat table size (optional)	465 x 615mm
Tilting table (optional)	455 x 580mm
Hand Arm Vibrations	< 2,5 m/s ²
Sound power / pressure level	99 dB (A) / 85 dB (A)
Dimensions (LxWxH)	1400 x 760 x 1750mm
Weight	248kg

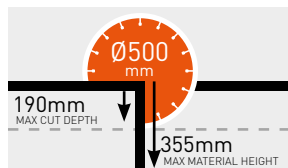
ISC

Item No. 70184613986
 EAN 5450248144861
 Price (€) ###,##



Supply Voltage/ Power	400V 3~ / 5,5kW (7,5 hp)
Fuse/Generator	32 A / 14 kVA
Blade x bore	Ø 500 x 25,4mm
Tool speed RPM	2062 min ⁻¹
Max. cutting depth	190mm
Max. cutting length	750mm
Flat table size (optional)	710 x 615mm
Tilting table (optional)	710 x 610mm
Hand Arm Vibrations	< 2,5 m/s ²
Sound power / pressure level	99 dB (A) / 85 dB (A)
Dimensions (LxWxH)	1650 x 760 x 1750mm
Weight	280kg

PRODUCT FEATURES



MAX CUT DEPTH



Clipper's Tip

IMPORTANT

Conveyor carts, dust collectors and water supply systems are available as accessories. See selection chart below.



EXTREME UNI SILENCIO - 70184630309



REFRACTORY - SEE RECOMMENDATION TABLE

HOW TO SELECT ISC AND ISM MASONRY SAWS AND ACCESSORIES

MAX. CUTTING LENGTH	FLAT OR MITRE CUT?	DRY OR WET CUTTING?	
		WET	DRY
<p>ISM UP TO 500mm</p> <p>ISC UP TO 750mm</p>	<p>Tilting table 0 to 45° ISM: 310004702 ISC: 310004539</p> <p>Flat conveyor cart ISM: 310004704 ISC: 310004703</p>	<p>Water distribution kit 310004732</p>	<p>Hood 310004552</p> <p>Dust extractor bag type 310004544</p> <p>Dust extractor cabinet type 310004536</p>



CM70 ALU

- Anti-tipping system on the conveyor cart that prevents overturning and keeps the operator safe.
- Fixed back splash carpet promotes cleaner working.
- Pendular cutting head is ideal for step cutting on larger materials.
- Folding legs and transport wheels provide easy transportation and storage.



CM70 ALU + blade included

Item No.	70184603112	Supply voltage/Power kW (Hp)	230V / 3kW (4 hp)	Max cutting length	500mm
EAN	5450248750635	Max blade x bore	Ø 700mm x 25,4mm	Table size	570 x 490mm
Price (€)	###,##	Max material height	320mm	RPM	1500min ⁻¹
		Max cutting depth	270mm	Weight	128kg
				Dimensions (mm)	1620 x 851 x 1571



PRODUCT FEATURES



MAX CUT DEPTH



PENDULAR CUTTING HEAD



EASY TO TRANSPORT



COMFORTABLE TO USE



ANTI-TIPPING SYSTEM



FIXED BACK SPLASH CARPET

DIAMOND BLADE RECOMMENDATIONS


Machine	
Substrate / Material	UNIVERSAL
Recommended Product	PRO UNIVERSAL LASER
Diameter x bore	700 x 25,4 mm
Item No.	70184603061
Page reference	46



Clipper's Tip

IDEAL FOR...

Aerated fired clay blocks, aerated concrete blocks and Cellular concrete



JUMBO 651

- Heavy duty construction with 4 wheels, allowing ease of movement around the work site. 2 lockable wheels secure the machine while in use; stabilising the cutting material and enabling a more accurate cut.
- Easy to access blade reduces machine downtime when it is being changed over.



Item No.	70184694005	70184614005
EAN	5450248596714	5450248186625
Price (€)	###,##	###,##
Engine type	Electric	Electric
Supply Voltage/ Power	230V 1~/2,2kW (3 hp)	400V 3~/5,5kW (7,5 hp)
Fuse/ Generator	16 A / 6kVA	32 A /14kVA
Blade x bore	Ø 650 x 25,4mm	Ø 650 x 25,4mm
Tool speed RPM	1350 min ⁻¹	1350 min ⁻¹
Max. cutting depth	265mm	265mm
Max. cutting length	500mm	500mm
Max. material height	280mm	280mm
Table size	600 x 500mm	600 x 500mm
Hand Arm Vibrations	< 2,5 m/s ²	< 2,5 m/s ²
Sound power / pressure level	100 dB (A) / 86 dB (A)	100 dB (A) / 86 dB (A)
Dimensions (LxWxH)	1700 x 800 x 1480mm	1700 x 800 x 1480mm
Weight	208kg	212kg

PRODUCT FEATURES



MAX CUT DEPTH



HEAVY DUTY FRAME



2 WHEELS WITH LOCKING DEVICE

DIAMOND BLADE RECOMMENDATIONS

Machine	JUMBO 651	
Substrate / Material	SILENCIO	UNIVERSAL
Recommended Product	EXTREME UNI SILENCIO	PRO UNIVERSAL LASER
Diameter x bore	650 x 25,4mm	650 x 25,4mm
Item No.	70184694227	70184647265
Page reference	46	50

JUMBO 900/1000



- Heavy duty construction with 4 wheels, allowing ease of movement around the work site.
- Graduated scale on an angle, which gives the operator greater visibility of the cutting guide position.
- Curtain located in front of the blade reduces the amount of splash when the machine is in use.
- Improved blade guard provides even easier access to the blade. This reduces the amount of machine downtime when the blade is being replaced.



JUMBO 900 100-3-400V



JUMBO 1000 100-3-400V



JUMBO 1000 P13 EASY START

Item No.	70184613939	70184621669	70184629335
EAN	5450248143260	5450248312789	5450248441762
Price (€)	###,##	###,##	###,##
Engine type	Electric	Electric	Petrol / HONDA
Supply Voltage/ Power	400V-3 / 7,5kW (10 hp)	400V-3 / 7,5kW (10 hp)	GX390, 9,6kW (13 hp)
Fuse/ Generator	32 A / 19 kVA	32 A / 19 kVA	-
Blade x bore	Ø 900 x 60mm	Ø 1000 x 60mm	Ø 1000 x 60mm
Tool speed RPM	928 min ⁻¹	928 min ⁻¹	928 min ⁻¹
Max. cutting depth	370mm	420mm	420mm
Max. cutting length	720mm	720mm	720mm
Max. material height	440mm	440mm	440mm
Table size	720 x 800mm	720 x 800mm	720 x 800mm
Hand Arm Vibrations	< 2,5 m/s ²	< 2,5 m/s ²	< 2,5 m/s ²
Sound power / pressure level	100 dB (A) / 86 dB (A)	100 dB (A) / 86 dB (A)	105 dB (A) / 88 dB (A)
Dimensions (LxWxH)	2000 x 1080 x 1700mm	2000 x 1080 x 1700mm	2000 x 1080 x 1700mm
Weight	360kg	370kg	370kg

PRODUCT FEATURES



MAX CUT DEPTH - JUMBO 900



FRONT SPLASH GUARD



CENTRIFUGAL CLUTCH DEVICE
(JUMBO P13 ONLY)



MAX CUT DEPTH - JUMBO 1000

DIAMOND BLADE RECOMMENDATIONS

Machine	JUMBO 900	
	Substrate / Material	SILENCIO
Recommended Product	EXTREME UNI SILENCIO	EXTREME UNIVERSAL
Diameter x bore	900 x 60mm	900 x 60mm
Item No.	70184694030	70184647651
Page reference	46	50

Machine	JUMBO 1000	
	Substrate / Material	SILENCIO
Recommended Product	EXTREME UNI SILENCIO	PRO UNIVERSAL LASER
Diameter x bore	1000 x 60mm	1000 x 60mm
Item No.	70184694595	70184647263
Page reference	46	50

CM 1000 JUMBO

- Conveniently allows the use of 900mm and 1000mm diameter blades.
- Strong and sturdy table supporting up to 350kg.
- Plug and play water pump connection reduces maintenance time.
- Emergency push button to stop the machine quickly.
- Transport wheels, forklift sleeves and lifting eyelets facilitate transport around the work site.



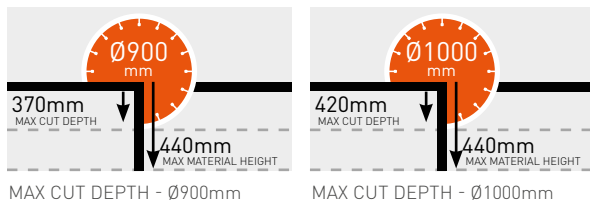
CM 1000 JUMBO

Item No.	70184607570	Supply voltage/Power kW (Hp)	400V ~3 /7,5 kW (10 hp)	Max cutting length	720mm
EAN	5450248760405	Max blade x bore	Ø 900/1000 x 60mm	RPM	928min ⁻¹
Price (€)	###,##	Max material height	440mm	Weight	420kg
		Max cutting depth	370/420mm	Dimensions (mm)	2000 x 1080 x 1700mm



10 hp 7,5kW 400V

PRODUCT FEATURES



MAX CUT DEPTH - Ø900mm

MAX CUT DEPTH - Ø1000mm



FITS 900 & 1000mm
BLADE DIAMETERS



REINFORCED TABLE



EASY WATER PUMP
CONNECTION



EMERGENCY PUSH
BUTTON



TRANSPORT WHEELS

DIAMOND BLADE RECOMMENDATIONS FOR CM 1000 JUMBO

Substrate / Material	UNIVERSAL	UNIVERSAL	UNIVERSAL	GRANITE
Recommended Product	CLASSIC UNIVERSAL LASER	PRO UNIVERSAL LASER	EXTREME UNIVERSAL SILENCIO	EXTREME GRANITE
Diameter x bore	900 x 60mm	900 x 60mm	900 x 60/55mm	900 x 60mm
Item No.	70184647269	70184647266	70184694030	70184603313
Diameter x bore	1000 x 60mm	1000 x 60mm	1000 x 60/55mm	
Item No.	70184647650	70184647263	70184694595	
Page reference	50	50	46	68

CB311



- Galvanised folding table is hardwearing and gives the CB311 a long usage life and reliability.
- A dual deadman's handle makes this machine very safe to use.
- Adjustable stabilising feet keep the band saw stable and secure even when located on uneven ground.
- Compact design for ease of storage even in locations where space is at a premium.
- Extreme band included with every CB311 for enhanced performance.

PRODUCT DATA

Item No.	70184602677	Supply Voltage/ Power	230V ~1 / 1,1kW (1,5 hp)	Dimensions (LxWxH)	830 x 620 x 1600mm
EAN	5450248736417	Band size	2950 x 27mm	Max. cutting length	660mm
Price (€)	###,##	Weight	132kg	Max. material height	310mm



1,5 hp

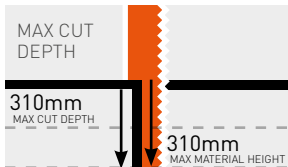


1,1kW



230V

PRODUCT FEATURES



MAX CUT DEPTH



SAFE DUAL DEADMAN'S HANDLE



CAN FIT IN SMALL SPACES



EASY TO TRANSPORT



PRECISION CUT



MACHINE STABILITY

BAND RECOMMENDATIONS FOR CB311

Substrate / Material	UNIVERSAL	UNIVERSAL
Recommended Product	EXTREME BAND CB311	PRO BAND CB311
Length	2950mm	2950mm
Item No.	70184603100	70184603101



Clipper's Tip

IDEAL FOR...

Aerated fired clay blocks and autoclaved aerated concrete blocks



CB511 & CB651

- Incorporated lift ring, double lifting rails and wheels make it easy to move these machines by forklift or even by hand.
- Sturdy and reliable, with a galvanised folding table, these band saws benefit from a long life and require little maintenance.
- Features a dust outlet that allows connectivity with an external dust extractor; enabling a clean working environment.
- Extreme band included with every CB511 & CB651 for enhanced performance.



PRODUCT DATA CB511

Item No.	70184694702
EAN	5450248692393
Price (€)	###,##

CB651

Item No.	70184602676
EAN	5450248736400
Price (€)	###,##

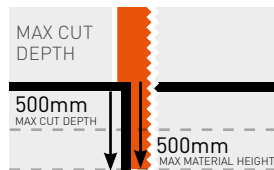
CB511

CB651

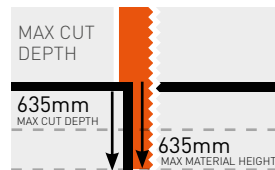
Supply Voltage/ Power	230V 1~ / 1,85kW (2,5 hp)	230V 1~ / 1,85kW (2,5 hp)
Band size	3850 x 27mm	4120 x 34mm
Dimensions (LxWxH)	1050 x 900 x 1840mm	1050 x 900 x 1980mm
Weight	203kg	207kg
Max. cutting length	660mm	660mm
Max. material height	500mm	635mm
Weight	203kg	207kg



PRODUCT FEATURES



MAX CUT DEPTH CB511



MAX CUT DEPTH CB 651



CUTTING GUIDE



FOLDING TABLE



SAFETY OF USE



PRECISION CUT

BAND RECOMMENDATIONS FOR CB511

Substrate / Material	UNIVERSAL	UNIVERSAL	UNIVERSAL
Recommended Product	EXTREME LONG-LIFE BAND CB511	EXTREME BAND CB511	PRO BAND CB511
Length	3850mm	3850mm	3850mm
Item No.	70184603022	70184695024	70184601811

BAND RECOMMENDATIONS FOR CB651

Substrate / Material	UNIVERSAL	UNIVERSAL
Recommended Product	EXTREME BAND CB651	PRO BAND CB651
Length	4120mm	4120mm
Item No.	70184603102	70184603103





Clipper's Tip

IDEAL FOR...

Aerated fired clay blocks and autoclaved aerated concrete blocks



MASONRY SAW SPARE PARTS & ACCESSORIES



CM501

DESCRIPTION	ITEM No.	EAN	PRICE (€)
1 - Cutting guide 45°	310004537	5450248088592	###,##
2 - Tilting cart 0 to 45°	310004556	5450248089353	###,##
3 - Transport accessory	310004609	5450248095187	###,##
4 - Hood	310004580	5450248093312	###,##
5 - Dust extraction bag type	310004544*	5450248088844	###,##
Blade shield	310004582**	5450248093480	###,##

* Available on request

JUMBO 900 & 1000

DESCRIPTION	ITEM No.	EAN	PRICE (€)
6 - Cutting guide 0 to 45°	310004590	5450248093961	###,##

CB511 & CB651

DESCRIPTION	ITEM No.	EAN	PRICE (€)
7 - Slanted cutting device	310491491	5450248716693	###,##

CM35 MINI CLIPPER

DESCRIPTION	ITEM No.	EAN	PRICE (€)
Wheels & handles kit	310523364	5450248757313	###,##
Water tray & pump 230V	310523296	5450248757092	###,##
Stand for CM35 Mini Clipper	310565274	5450248804895	###,##

CGW

DESCRIPTION	ITEM No.	EAN	PRICE (€)
Water tray cap	310005257	5450248118060	###,##
Water pump 230V	310004389	5450248078784	###,##
Switch 230V	510103106	5450248553939	###,##
Table wheel (4x)	310004676	5450248098393	###,##

CM352

DESCRIPTION	ITEM No.	EAN	PRICE (€)
Water tray cap	310005257	5450248118060	###,##
Water pump 230V	310004389	5450248078784	###,##
Switch 230V	510103106	5450248553939	###,##
Table wheel (4x)	310004676	5450248098393	###,##

ISM

DESCRIPTION	ITEM No.	EAN	PRICE (€)
7 - Tilting table 0 to 45° for ISM	310004702	5450248099376	###,##
8 - Flat conveyor cart for ISM	310004704	5450248099390	###,##
9 - Water distribution kit	310004732	5450248100829	###,##
10 - Hood	310004552	5450248089070	###,##
11 - Dust extraction bag type	310004544*	5450248088844	###,##
Dust extraction cabinet type	310004536	5450248088240	###,##
Conveyor cart wheel (1x)	00310004284	5450248072867	###,##
Water pump	00310004300	5450248073598	###,##

* Available on request

CM42

DESCRIPTION	ITEM No.	EAN	PRICE (€)
Switch 230V	510103106	5450248553939	###,##
Water pump 230V	310446803	5450248078784	###,##
Table wheel (4x)	310004676	5450248098393	###,##

CM400

DESCRIPTION	ITEM No.	EAN	PRICE (€)
Switch 230V	310369467	5450248440116	###,##
Belt (230V machine)	310369466	5450248440109	###,##
Table wheel (4x)	310004676	5450248098393	###,##

CST

DESCRIPTION	ITEM No.	EAN	PRICE (€)
5 - Lateral guide a cut (CST120-150)	310478996	5450248705024	###,##
4 - Side extension flat with leg 550x450mm	310479000	5450248705055	###,##
3 - Side extension roller 1000x500mm	310478999	5450248705048	###,##
Guide a cut	310479001	5450248705062	###,##
6 - Cutting guide 0° to 45°	310008268	5450248158493	###,##







ISC

DESCRIPTION	ITEM No.	EAN	PRICE (€)
7 - Tilting table 0 to 45° for ISC	310004539	5450248088707	###,##
8 - Flat conveyor cart for ISC	310004703	5450248099383	###,##
9 - Water distribution kit	310004732	5450248100829	###,##
10 - Hood	310004552	5450248089070	###,##
11 - Dust extraction bag type	310004544*	5450248088844	###,##
Dust extraction cabinet type	310004536	5450248088240	###,##
Conveyor cart wheel (1x)	00310004284	5450248072867	###,##
Water pump	00310004300	5450248073598	###,##

* Available on request



HOW TO SELECT ISC AND ISM MASONRY SAWS AND ACCESSORIES

MAX. CUTTING LENGTH	FLAT OR MITRE CUT?	DRY OR WET CUTTING?	
		WET	DRY
ISM UP TO 500mm 	 Tilting table 0 to 45° ISM: 310004702 ISC: 310004539	 Water distribution kit 310004732	 Hood 310004552 + Dust extractor bag type 310004544
ISC UP TO 750mm 	 Flat conveyor cart ISM: 310004704 ISC: 310004703		--- OR --- Dust extractor cabinet type 310004536

NORTON

SAINT-GOBAIN

clipper

COMPACTION EQUIPMENT

NORTON CLIPPER compaction machines are developed to offer maximum productivity, performance and durability. With excellent maneuverability and greater operator safety and efficiency, these machines are designed to compact all types of soils: from clay and silt to asphalt and mixed stone.








FORWARD PLATES

 kg / kN 60 / 11	150 - 250 mm <small>MAX COMPACTION DEPTH</small>	 kg / kN 78 / 13	150 - 250 mm <small>MAX COMPACTION DEPTH</small>	 kg / kN 87 / 13	150 - 250 mm <small>MAX COMPACTION DEPTH</small>	 kg / kN 92 / 16	150 - 250 mm <small>MAX COMPACTION DEPTH</small>
360 x 500 mm <small>PLATE SIZE</small>		420 x 550 mm <small>PLATE SIZE</small>		420 x 550 mm <small>PLATE SIZE</small>		500 x 580 mm <small>PLATE SIZE</small>	
							
PETROL		PETROL		NEW BATTERY		PETROL	
 4,8HP  3,6kW		 4,8HP  3,6kW		 2,4HP  1,8kW  72v		 4,8HP  3,6kW	
CFP 11W		CFP 13W		CFP13 WB		CFP 14W-P	

FORWARD PLATES

 <p>150 - 250 mm MAX COMPACTION DEPTH</p> <p>500 x 580 mm PLATE SIZE</p>	 <p>150 - 250 mm MAX COMPACTION DEPTH</p> <p>500 x 560 mm PLATE SIZE</p>	 <p>300 - 400 mm MAX COMPACTION DEPTH</p> <p>400 x 632 mm PLATE SIZE</p>	 <p>300 - 400 mm MAX COMPACTION DEPTH</p> <p>400 x 632 mm PLATE SIZE</p>
			
DIESEL	PETROL	PETROL	DIESEL
 	 	 	 
CFP 14W-D	CFP 16W	CRP 21-P	CRP 21-D

UPRIGHT RAMMER


 <p>400 - 500 mm MAX COMPACTION DEPTH</p> <p>250 x 330 mm PLATE SIZE</p>	 <p>600 - 700 mm MAX COMPACTION DEPTH</p> <p>280 x 330 mm PLATE SIZE</p>
	
NEW BATTERY	PETROL
  	 
CR11 B	CR 16



FORWARD PLATES

FEATURES & BENEFITS

- Foldable handles to minimise the space required in vehicles for transport and easy storage
- Plastic water tank avoids the risk of rust from metal water tanks. The wide opening makes it easier to refill on site
- Wide sprinkler bar to ensure water covers the full width of the plate, preventing tarmac from sticking
- Tap to allow shut off of water flow in transport
- Lifting and handling points are easily accessible for safe handling
- Shaped base plate provides improved manoeuvrability and reduces marking of surfaces when turning the machine



CFP 11W




CFP 13W



CFP 14W-P

PRODUCT DATA

	CFP 11W	CFP 13W	CFP 14W-P
Item No.	70184631437	70184608007	70184608010
EAN	5450248799191	5450248768197	5450248768210
Price (€)	##,##	##,##	##,##
Engine	Honda GX160	Honda GX160	Honda GX160
Power	3,6 kW (4,8 Hp)	3,6 kW (4,8 hp)	3,6 kW (4,8 hp)
Sound	103 dB	103 dB	108 dB
Plate thickness	Steel: 8mm	Steel: 8mm	Cast iron: 9mm
Plate size	360 x 500	420 x 550 mm	500 x 580 mm
Frequency	90 Hz	90 Hz	90 Hz
Centrifugal power	11 kN	13 kN	16 kN
Speed	22 m/min	22 m/min	25 m/min
Max compaction depth	15-25 cm	15-25 cm	15-25 cm
Water tank	9 L	9 L	14 L
Hand-arm vibration	2,5 m/s ²	2,2 m/s ²	1,95 m/s ²
Weight	60 kg	78 kg	92 kg
Static pressure	490 kg/m ²	530 kg/m ²	387 kg/m ²
Reversible	No	No	No
Transport wheels		Included	
Application		Asphalt, pavements & soils	
Vulkollan® rubber pad	310567886 (optional)	310535021 (optional)	310535023 (optional)



CFP 14W-D



CFP 16W



CRP 21-P



CRP 21-D

PRODUCT DATA

Item No.	70184608009	70184608011	70184609565	70184609566
EAN	5450248768203	5450248768227	5450248789796	5450248789802
Price (€)	##,##	##,##	##,##	##,##
Engine	Diesel Hatz 1B20	Honda GX160	Honda GX160	Diesel Hatz 1B20
Power	3,7 kW [5 hp]	3,6 kW [4,8 hp]	3,6kW [4,8 hp]	3,7kW [5 hp]
Sound	108 dB	103 dB	108 dB	108 dB
Plate thickness	Cast iron: 9mm	Steel: 8mm	Cast iron: 9mm	Cast iron: 9mm
Plate size	500 x 580 mm	500 x 560 mm	400 x 632	400 x 632
Frequency	90 Hz	90 Hz	90 Hz	90 Hz
Centrifugal power	16 kN	16 kN	21 kN	21 kN
Speed	25 m/min	25 m/min	25-30 m/mm	25-30 m/mm
Max compaction depth	15-25 cm	15-25 cm	30-40 cm	30-40 cm
Water tank	14 L	9 L	-	-
Hand-arm vibration	2,28 m/s ²	2,2 m/s ²	2,06 m/s ²	2,2 m/s ²
Weight	105 kg	91 kg	112 kg	121 kg
Static pressure	447 kg/m ²	877 kg/m ²	718 kg/m ²	766 kg/m ²
Reversible	No	No	Yes	Yes
Transport wheels	Included			
Application	Asphalt, pavements & soils			
Vulkollan® rubber pad	310535023 (optional)	310535022 (optional)	310567887 (optional)	310567887 (optional)

PRODUCT FEATURES



FULL COVERAGE OF THE PLATE FROM WATER DISTRIBUTION SYSTEM



OPTIONAL VULKOLLAN RUBBER PAD TO COMPACT PAVERS



REMOVABLE TRANSPORT WHEELS



RECLINABLE HANDLE ROLLBAR AND TANK



PLATE WITH ROUNDED EDGES FOR OPTIMAL SURFACE FINISH

NEW CFP 13WB 

FEATURES & BENEFITS

- Robust and reliable design for trusted performance in heavy duty applications
- 2 vibration absorber levels between plate and handle for minimised hand/arm vibrations
- Easy transportation with folding handle, lifting ring and transport wheels
- Water tank and round edges plate
- User friendly and low maintenance



CFP 13WB

Item No.	70184632594*
EAN	5450248823490
Price (€)	##,##

 **2,4 hp**
  **1,8kW**
  **72v**

Power	Battery - 72V / 1,8kW (2,4 hp)
Motor type	Electric - Honda eGX
Plate thickness	Steel: 8mm
Plate size	420 x 550 mm
Frequency	90 Hz
Centrifugal power	13 kN
Speed	22 m/min
Max compaction depth	15-25 cm
Water tank	9 L
Hand-arm vibration	2,21 m/s ²
Weight	87 kg
Static pressure	632 kg/m ²
Reversible	No
Transport wheels	Included
Application	Asphalt, pavements & soils
Vulkollan® rubber pad	310535021 (optional)

PRODUCT FEATURES



BATTERY B720: 310568970



RAPID CHARGER C700: 310568971

*BATTERY UNIT AND CHARGER SOLD SEPARATELY

NEW CR11 B 

FEATURES & BENEFITS

- Compact and sturdy design for heavy duty applications
- 3 different working speeds
- Handle mounted on vibration absorbers for reduced hand/arm vibrations
- Lifting ring, transport handle and wheel for easy transportation
- Steel plating around the motor for shock protection and longer life
- No exhaust fumes generated makes it ideal and safe for working in trenches



CR11 B

Item No.	70184632595*
EAN	5450248823506
Price (€)	##,##

 **2,4 hp**
  **1,8kW**
  **72v**

Power	Battery - 72V / 1,8kW (2,4 hp)
Motor Type	Electric - Honda eGX
Plate size	250 x 330 mm
Centrifugal power	11 kN
Speed	13 m/min
Max compaction depth	40-50 cm
Weight	66 kg
Transport wheels	Included
Application	Granular & cohesive soils



CR16

FEATURES & BENEFITS

- Throttle lever positioned close to the handle for easy control
- Transport wheels available
- Steel plating protects the engine during use and transport
- Hardened steel plate for maximum durability
- Lifting and handling points are easily accessible for safe handling



PRODUCT DATA

Item No.	70184608012
EAN	5450248768234
Price (€)	###,##

Power	2,6 kW (3,5 hp)
Engine	Honda GX120
Sound	108 dB
Plate size	280 x 330 mm
Centrifugal power	16 kN
Speed	15 m/min

Max compaction depth	60-70 cm
Hand-arm vibration	8 m/s ²
Weight	70 kg
Transport wheels	Included
Application	Granular & cohesive soils



3,5 hp



2,6kW



PETROL

PRODUCT FEATURES




EASY LOADING AND POSITIONING THANKS TO THE WHEEL KIT ON THE HANDLE



PLATE MADE OF STEEL, WEAR RESISTANT

FORWARD PLATES ACCESSORIES

DESCRIPTION	ITEM No.	EAN	PRICE (€)
Vulkollan® pad for CFP11W	310567886	5450248808091	###,##
Vulkollan® pad for CFP13W	310535021	5450248770916	###,##
Vulkollan® pad for CFP14W	310535023	5450248770930	###,##
Vulkollan® pad for CFP16W	310535022	5450248770923	###,##
Vulkollan® pad for CRP21	310567887	5450248808107	###,##



NORTON

SAINT-GOBAIN

clipper
















FLOOR SAWS

The Norton Clipper floor saw range exists in a wide range of blade diameters, motorizations and powers to suit all applications from small road repairs to airfield work sites. Use with Norton Clipper diamond blades for optimal results.





















PETROL / DIESEL

Ø 300/ 350* mm	Ø 350 mm	Ø 450 mm	Ø 500 mm
100/125* mm MAX CUT DEPTH	115 mm MAX CUT DEPTH	170 mm MAX CUT DEPTH	190 mm MAX CUT DEPTH
			
	NEW PETROL	PETROL / DIESEL* 	NEW PETROL 
 5,4 hp  4kW	 6,5 hp  4,8kW	 13 hp  9,6kW 7 hp*  5kW*	 13 hp  9.6kW
SPEEDY CART	CS352	CS451	CS502

PETROL / DIESEL

 <p>Ø 500 mm</p>	 <p>Ø 500 mm</p>	 <p>Ø 600 mm</p>	 <p>Ø 700 mm</p>
190 mm MAX CUT DEPTH	190 mm MAX CUT DEPTH	225 mm MAX CUT DEPTH	275 mm MAX CUT DEPTH
 <p>NEW PETROL</p> <p>13 hp 9,6kW</p>	 <p>DIESEL</p> <p>13 hp 9,6kW</p>	 <p>PETROL</p> <p>15 hp 20kW</p>	 <p>NEW PETROL</p> <p>22,1 hp 16,5kW</p>
CS1-500	CSB1		CS700

ELECTRIC

 <p>Ø350 mm</p>	 <p>Ø350 mm</p>	 <p>Ø450 mm</p>	 <p>Ø800 mm</p>
115 mm MAX CUT DEPTH	125mm MAX CUT DEPTH	170mm MAX CUT DEPTH	320mm MAX CUT DEPTH
 <p>NEW BATTERY</p> <p>2,4 hp 1,8kW 72v</p>	 <p>LOW VIBRATION</p> <p>400V 3~</p> <p>7,5 hp 5,5kW</p>	 <p>LOW VIBRATION</p> <p>400V 3~</p> <p>7,5 hp 5,5kW</p>	 <p>400V 3~</p> <p>10 hp 7,5kW</p>
CS352 B	CS451ET	CS451E	CS7,5


SPEEDY CART

- This Speedy cart transforms your hand held petrol saw into a floor saw for more flexibility.
- Compact design allowing easy storage when not in use.
- Rapid mounting and dismounting of the cut-off saw.
- Designed for optimal comfort while cutting.
- Easy to manoeuvre and ergonomic.
- Multipurpose and flexible, it can be used with several brands and machine models (*with optional cart adapters).



DESCRIPTION	POWER	MAX Ø (mm)	MAX CUTTING DEPTH (mm)	DIMENSIONS (mm)	WEIGHT (kg)	ITEM NO.	EAN	PRICE (€)
Speedy cart including Norton Clipper's adapter	-	-	-	1100 x 1000 x 470	38,8	70184602496	5450248731412	###,##
Speedy cart + CP514 Petrol Saw	4kW	350	125	1100 x 1000 x 470	50,2	70184602522	5450248732419	###,##

PRODUCT FEATURES



ERGONOMIC THROTTLE HANDLE



RISE / LOWER SYSTEM



ADJUSTABLE HANDLE POSITION



EASY MOUNTING OF THE CUT-OFF SAW



Clipper's Tip

The Norton Clipper SPEEDY CART is designed to work with the most popular high-speed saws, making easy work of any concrete, asphalt, or curb cutting job. Featuring precise depth adjustment, effortless rolling wheels, and ergonomic controls, makes this product a must-have accessory for high-speed saw cutting.

Norton Clipper SPEEDY CART is built to last, with a durable and long lasting steel frame. Its user-friendly design and ease of operation, makes the SPEEDY CART the smoothest floor cutting accessory on the market today.

NEW

CS352



FEATURES & BENEFITS

- Compact design to help with storage when space is limited
- Large diameter rear wheels that are coated with hard rubber, giving the machine stability and sturdiness
- Easy to use cutting depth adjuster keeps the operator in control at all times
- Lifting hook for easy transportation
- Emergency stop button

PRODUCT DATA

Item No.	70184632007	Power source	Petrol	Water tank capacity (removable)	25 L
EAN	5450248810704	Motor type	HONDA GX200	Tool speed RPM	2800 min ⁻¹
Price (€)	###,##	Power	4,8 kW (6,5 PS)	Starter	Recoil
		Blade x bore	Ø 350 x 25,4 mm	Raise and lower	Manual
		Max. cutting depth	115 mm	Propelling	Push
		Dimensions (LxWxH)	900 x 520 x 970 mm	Hand Arm Vibrations	5.56 m/s ²
		Weight	69kg	Sound power / pressure level	100 dB(A) / 84 dB(A)



6,5 hp

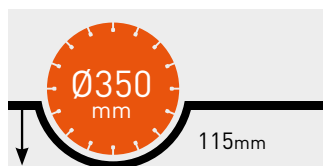


4,8kW



PETROL

PRODUCT FEATURES



MAX CUT DEPTH



ADJUSTABLE HANDLE HEIGHT



EMERGENCY BUTTON



LIFTING HOOK AND REMOVABLE WATER TANK

DIAMOND BLADE RECOMMENDATIONS FOR CS352



Substrate / Material	BETON	SILENCIO	ASPHALT	ALL MATERIALS
Recommended Product	EXTREME BETON	EXTREME BETON SILENCIO	EXTREME ASPHALT	PRO 4X4 EXPLORER
Diameter	350mm	350mm	350mm	350mm
Bore	25,4mm	25,4mm	25,4mm	25,4mm
Item No.	70184647790	70184628997	70184694537	70184602093
Page reference	37	38	72	58

NEW

CS352 B



The Norton Clipper CS352 B is a compact battery powered floor saw perfect to use for small cutting jobs like road repairs.

- The high-performance battery powered brushless Honda motor combined with a Honda battery pack, ensures consistent and reliable performance every time.
- Generates no exhaust fumes while working and can thus be used indoors.
- The robust and durable design makes this machine perfect for heavy duty applications
- Adjustable handle height offers comfortable and ergonomic operation
- The 'One battery fits all' solution allows use of the same battery on all Norton Clipper battery powered machines



PRODUCT DATA

Item No.	70184632546*
EAN	5450248821915
Price (€)	###,##

Power source	Electric
Motor type	Honda eGX
Power	Battery - 72V / 1,8kW (2,4 hp)
Blade x bore	Ø 350 X 25,4mm
Max. cutting depth	115mm
Dimensions (LxWxH)	900 x 520 x 970mm
Water tank capacity	25L

Tool speed RPM	2750 min ⁻¹
Raise and lower	Manual
Propelling	Pushed
Hand Arm Vibrations	1,99 m/s ²
Weight	75kg



2,4 hp



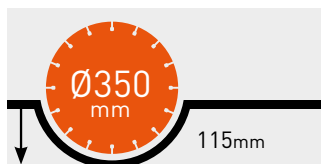
1,8kW



72v

PRODUCT FEATURES

*BATTERY UNIT AND CHARGER SOLD SEPARATELY



MAX CUT DEPTH



BATTERY B720: 310568970



RAPID CHARGER C700: 310568971

DIAMOND BLADE RECOMMENDATIONS FOR CS352 B



Substrate / Material	BETON		ASPHALT	
Recommended Product	PRO BETON BATTERY SILENCIO		PRO ASPHALT BATTERY SILENCIO	
Diameter	300	350	300mm	350mm
Bore	25,4mm	25,4mm	25,4mm	25,4mm
Item No.	70184632960	70184632962	70184632961	70184632963
Page reference	38	38	73	73



CS451 LOW VIBRATION

- Vibration absorbing handlebars reduces the intensity of hand-arm vibrations experienced by the operator and therefore extends working exposure time.
- Handlebars have height adjustment settings to suit the individual user.
- High capacity (25 litre) water tank allows wet-cutting even when working away from a water source.
- Well balanced due to optimised weight distribution.
- Features a cutting depth indicator helping to monitor the depth of cut



CS451 P13

Item No.	70184628433			
EAN	5450248397601	13 hp	9,6kW	PETROL
Price (€)	###,##			

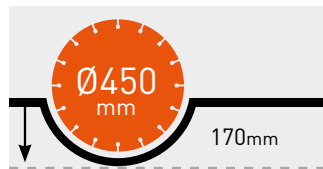
Power source	Petrol
Motor type	HONDA GX390 Cyclonic
Power	9,6kW (13 hp)
Blade x bore	Ø 450 x 25,4mm
Max. cutting depth	170mm
Dimensions (LxWxH)	1180 x 538 x 1040mm
Water tank capacity (removable)	25 L
Tool speed RPM	2573 min ⁻¹
Starter	Recoil
Raise and lower	Manual
Propelling	Push
Hand Arm Vibrations	2,8 m/s ²
Sound power / pressure level	105 dB (A) / 88 dB (A)
Weight	112kg

CS451 D7

Item No.	70184629089			
EAN	5450248399049	7 hp	5kW	DIESEL
Price (€)	###,##			

Power source	Diesel
Motor type	HATZ 1B30
Power	5kW (7 hp)
Blade x bore	Ø 450 x 25,4mm
Max. cutting depth	170mm
Dimensions (LxWxH)	1180 x 538 x 1040mm
Water tank capacity (removable)	25 L
Tool speed RPM	2573 min ⁻¹
Starter	Recoil
Raise and lower	Manual
Propelling	Push
Hand Arm Vibrations	4,7 m/s ²
Sound power / pressure level	110 dB (A) / 91 dB (A)
Weight	120kg

PRODUCT FEATURES



MAX CUT DEPTH



LOW VIBRATION HANDLEBAR



CUT DEPTH INDICATOR



CYCLONIC AIR FILTER

DIAMOND BLADE RECOMMENDATIONS FOR CS451



Substrate / Material	BETON	SILENCIO	ASPHALT	ALL MATERIALS
Recommended Product	EXTREME BETON	EXTREME BETON SILENCIO	EXTREME ASPHALT	PRO 4X4 EXPLORER
Diameter	450mm	450mm	450mm	450mm
Bore	25,4mm	25,4mm	25,4mm	25,4mm
Item No.	70184602363	70184631020	70184694912	70184602096
Page reference	37	38	72	58

NEW

CS502 LOW VIBRATION



- Vibration absorbing handlebars reduces the intensity of hand-arm vibrations experienced by the operator and therefore extends working exposure time.
- Handlebars have height adjustment settings to suit the individual user.
- High capacity (25 litre) water tank allows wet-cutting even when working away from a water source.
- Well balanced due to optimised weight distribution.
- Allows blades up to 500mm for more flexibility
- Emergency stop button
- Features a cutting depth indicator helping to monitor the depth of cut



PRODUCT DATA

Item No.	70184631994	Power source	Petrol	Water tank capacity	25 L
EAN	5450248810209	Motor type	HONDA GX390 Cycl.	Tool speed RPM	2573 min ⁻¹
Price (€)	###,##	Power	9,6kW (13 hp)	Starter	Recoil
		Blade x bore	Ø 500 x 25,4mm	Propelling	Push
		Max. cutting depth	190mm	Raise and lower	Manual
		Dimensions (LxWxH)	1250 x 538 x 1090 mm	Hand Arm Vibrations	2,8 m/s ²
		Weight	113 kg	Sound power / pressure level	105 dB(A) / 89 dB(A)



13HP

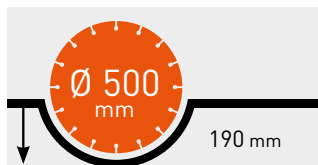


9,6kW



PETROL

PRODUCT FEATURES



MAX CUT DEPTH



LOW VIBRATION HANDLEBEAR



CUTTING DEPTH INDICATOR



CYCLONIC AIR FILTER

DIAMOND BLADE RECOMMENDATIONS FOR CS502



Substrate / Material	SILENCIO	ASPHALT	ASPHALT NEW	ALL MATERIALS
Recommended Product	EXTREME BETON SILENCIO	EXTREME ASPHALT	PRO ASPHALT II	PRO 4X4 EXPLORER
Diameter	500 mm	500 mm	500 mm	500 mm
Bore	25,4 mm	25,4 mm	25,4 mm	25,4 mm
Item No.	70184630416	70184694913	70184631995	70184602097
Page reference	36	72	73	58

NEW CS1-500



- The heavy duty jig welded steel frame makes this machine robust, hardwearing and reliable
- Hand wheel and endless screw depth control system for quick, easy and accurate setting
- Blade shaft is mounted on greased-for-life pillow block bearings for easy maintenance
- Water flow control system on both sides of the blade for optimised performance
- High capacity (70 litres) water tank allows wetcutting even when working away from a water source
- Cutting depth indicator for an easy monitoring of the cut
- Parking brake to secure the machine when not in use
- Including an emergency stop push button

PRODUCT DATA

Item No.	70184632006	Power source	Petrol	Water tank capacity	70 L
EAN	5450248810698	Motor type	HONDA GX390 Cycl.	Tool speed RPM	2550 min ⁻¹
Price (€)	###,##	Power	9,6kW (13 hp)	Starter	Recoil
		Blade x bore	Ø 500 x 25,4mm	Raise and lower	Manual
		Max. cutting depth	190mm	Propelling	Push
		Dimensions (LxWxH)	1050 x 580 x 990 mm	Hand Arm Vibrations	4,22 m/s ²
		Weight	140kg	Sound power / pressure level	105dB(A)/89dB(A)



13HP

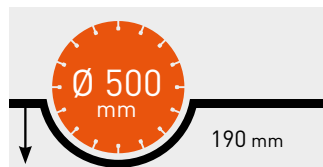


9,6kW



PETROL

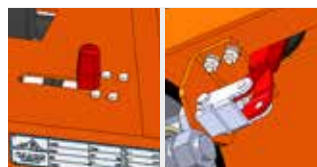
PRODUCT FEATURES



MAX CUT DEPTH



CUTTING DEPTH INDICATOR




PARKING BRAKE



CYCLONIC AIR FILTER

DIAMOND BLADE RECOMMENDATIONS FOR CS1 500



Substrate / Material	SILENCIO	ASPHALT	ASPHALT NEW	ALL MATERIALS
Recommended Product	EXTREME BETON SILENCIO	EXTREME ASPHALT	PRO ASPHALT II	PRO 4X4 EXPLORER
Diameter	500 mm	500 mm	500 mm	500 mm
Bore	25,4 mm	25,4 mm	25,4 mm	25,4 mm
Item No.	70184630416	70184694913	70184631995	70184602097
Page reference	36	72	73	58

CSB1 P21

- The welded steel frame is heavy duty and durable.
- A removable water tank ensures that the machine can be used even when away from a water source.
- Automatic forward propulsion adds to the ease of use.
- Manual, hydraulic raising and lowering of the blade helps the operator be more precise in the depth of their cut.



PRODUCT DATA

Item No.	70184645495	Power source	Petrol	Water tank capacity	Optional (25l accessory)
EAN	5450248530794	Motor type	HONDA GX630	Tool speed RPM	1775 min ⁻¹
Price (€)	###,##	Power	15kW (20 hp)	Starter	Electric
		Blade x bore	Ø 600 x 25,4mm	Raise and lower	Manual hydraulic
		Max. cutting depth	225mm	Propelling	Automatic
		Dimensions (LxWxH)	1200 x 600 x 1100mm	Hand Arm Vibrations	3,35 m/s ²
		Weight	240kg	Sound power / pressure level	107 dB(A)/89 dB(A)



20 hp



15kW



PETROL

PRODUCT FEATURES



MAX CUT DEPTH



CONTROL BOX



MANUAL OR HYDRAULIC RAISE & LOWER THE BLADE



REMOVABLE WATER TANK (OPTIONAL)

DIAMOND BLADE RECOMMENDATIONS FOR CSB1 (PETROL)

Substrate / Material	BETON	BETON NEW	ASPHALT	ASPHALT NEW
Recommended Product	EXTREME BETON	PRO BETON SOFT II	EXTREME ASPHALT 10	PRO ASPHALT II
Diameter	600mm	600mm	600mm	600mm
Bore	25,4mm	25,4mm	25,4mm	25,4mm
Item No.	70184601691	70184632394	70184640192	70184631996
Page reference	37	39	-	73

CSB1 D13*



- The manual hydraulic raising/lowering function gives the operator greater control and accuracy over their process.
- Built in water tank provides wet cutting autonomy in isolated locations.
- Lifting eye positioned at the centre of gravity makes for easy loading and transportation.
- High resistance wheels with sealed heavy duty bearings deliver a smooth, straight cut.

* Available on request

PRODUCT DATA

Item No.	70184613925	Power source	Diesel
EAN	5450248142829	Motor type	HATZ 1D81 Z
Price (€)	###,##	Power	9,6kW (13 hp)
		Blade x bore	Ø 500 x 25,4mm
		Max. cutting depth	190mm
		Dimensions (LxWxH)	1200 x 600 x 1040mm
		Weight	255kg
		Water tank capacity	40 L
		Tool speed RPM	1950 min ⁻¹
		Starter	Crank
		Raise and lower	Manual hydraulic
		Propelling	Automatic
		Hand Arm Vibrations	5,08 m/s ²
		Sound power / pressure level	114 dB(A) /101 dB(A)

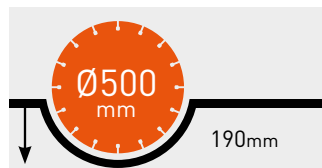


KIT FOR 600MM BLADE GUARD



Item No.	310005876
EAN	5450248129226
Price (€)	###,##

PRODUCT FEATURES



MAX CUT DEPTH



BUILT-IN WATER TANK



MANUAL OR HYDRAULIC RAISE & LOWER THE BLADE



BUILT-IN LIFTING EYE

DIAMOND BLADE RECOMMENDATIONS FOR CSB1 (DIESEL)

Substrate / Material	BETON	SILENCIO	ASPHALT	ALL MATERIALS
Recommended Product	EXTREME BETON	EXTREME BETON SILENCIO	EXTREME ASPHALT	PRO 4X4 EXPLORER
Diameter	500mm	500mm	500mm	500mm
Bore	25,4mm	25,4mm	25,4mm	25,4mm
Item No.	70184601690	70184630416	70184694913	70184602097
Page reference	37	36	72	58

NEW

CS700

FEATURES & BENEFIT

- Adjustable handles offering an ergonomic working position
- Automatic forward/backward propulsion for an optimal comfort of use
- Electro-hydraulic raising/lowering of the blade for a precise setup of the cutting depth.
- Cutting depth indicator allowing an easy monitoring of the cut
- Possibility to mount the blade on the left or on the right side of the machine for more flexibility
- A removable water tank ensures that the machine can be used even when away from a water source
- Includes an emergency stop button

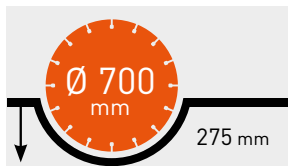


PRODUCT DATA

Item No.	70184632548	Power source	Petrol	Water tank capacity	25 L
EAN	5450248821939	Motor type	HONDA GX690	Tool speed RPM	1775 min ⁻¹
Price (€)	###,##	Power	16,5kW (22,1 HP)	Starter	Electric
		Blade x bore	Ø 700 x 25,4 mm	Raise and lower	Electro-hydraulic
		Max. cutting depth	275 mm	Propelling	Automatic
		Dimensions (LxWxH)	1270 x 795 x 1050 mm	Hand Arm Vibrations	3,35 m/s ²
		Weight	300 kg	Sound power / pressure level	107 dB(A) / 89 dB(A)



PRODUCT FEATURES



MAX CUT DEPTH



ELECTRO-HYDRAULIC RAISING/LOWERING SYSTEM



CUTTING DEPTH INDICATOR



POSSIBILITY TO MOUNT THE BLADE ON THE LEFT OR RIGHT SIDE

DIAMOND BLADE RECOMMENDATIONS FOR CS700



Substrate / Material	BETON NEW	ASPHALT NEW
Recommended Product	PRO BETON SOFT II	PRO ASPHALT II
Diameter	700 mm	700 mm
Bore	25,4 mm	25,4 mm
Item No.	70184633217	70184632649
Page reference	39	73



CS451 E & ET LOW VIBRATION

- Vibration absorbing handlebars that reduce the intensity of hand-arm vibrations experienced by the operator and increases working time.
- The handle height is adjustable to satisfy a spectrum of cutting depths with precision. This is further enhanced by the continuous depth control feature.
- Suitable for wet and dry cutting with the water hose connector and dust extraction port.



CS451 ET BLADE GUARD

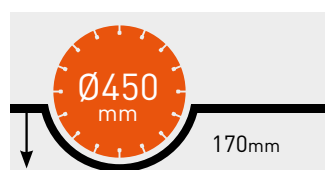
CS451 E

Item No.	70184601973			
EAN	5450248716822	7,5 hp	5,5kW	400V 3~
Price (€)	###,##			
Supply Voltage / Power	400V 3~ / 5,5kW (7,5 hp)			
Fuse/Generator	16A / 14kVA			
Blade x bore	Ø 450 x 25,4mm			
Max. cutting depth	170mm			
Dimensions (LxWxH)	1160 x 512 x 990mm			
Water tank capacity (removable)	25 L			
Tool speed RPM	2850 min ⁻¹			
Starter	Electric			
Raise and lower	Manual			
Propelling	Push			
Hand Arm Vibrations	<2,5 m/s ²			
Sound power / pressure level	94 dB (A) / 80 dB (A)			
Weight	105kg			

CS451 ET

Item No.	70184601972			
EAN	5450248716815	7,5 hp	5,5kW	400V 3~
Price (€)	###,##			
Supply Voltage / Power	400V 3~ / 5,5kW (7,5 hp)			
Fuse/Generator	16A / 14kVA			
Blade x bore	Ø 350 x 25,4mm			
Max. cutting depth	125mm			
Dimensions (LxWxH)	1160 x 512 x 990mm			
Water tank capacity (removable)	N/A			
Tool speed RPM	2850 min ⁻¹			
Starter	Electric			
Raise and lower	Manual			
Propelling	Push			
Hand Arm Vibrations	<2,5 m/s ²			
Sound power / pressure level	94 dB (A) / 80 dB (A)			
Weight	105kg			

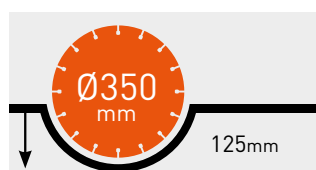
PRODUCT FEATURES



MAX CUT DEPTH
CS451 E



TWIN BLADE MOUNTING
(CS451 E ONLY)



MAX CUT DEPTH
CS451 ET



WATER HOSE CONNECTOR
(CS451 E ONLY)

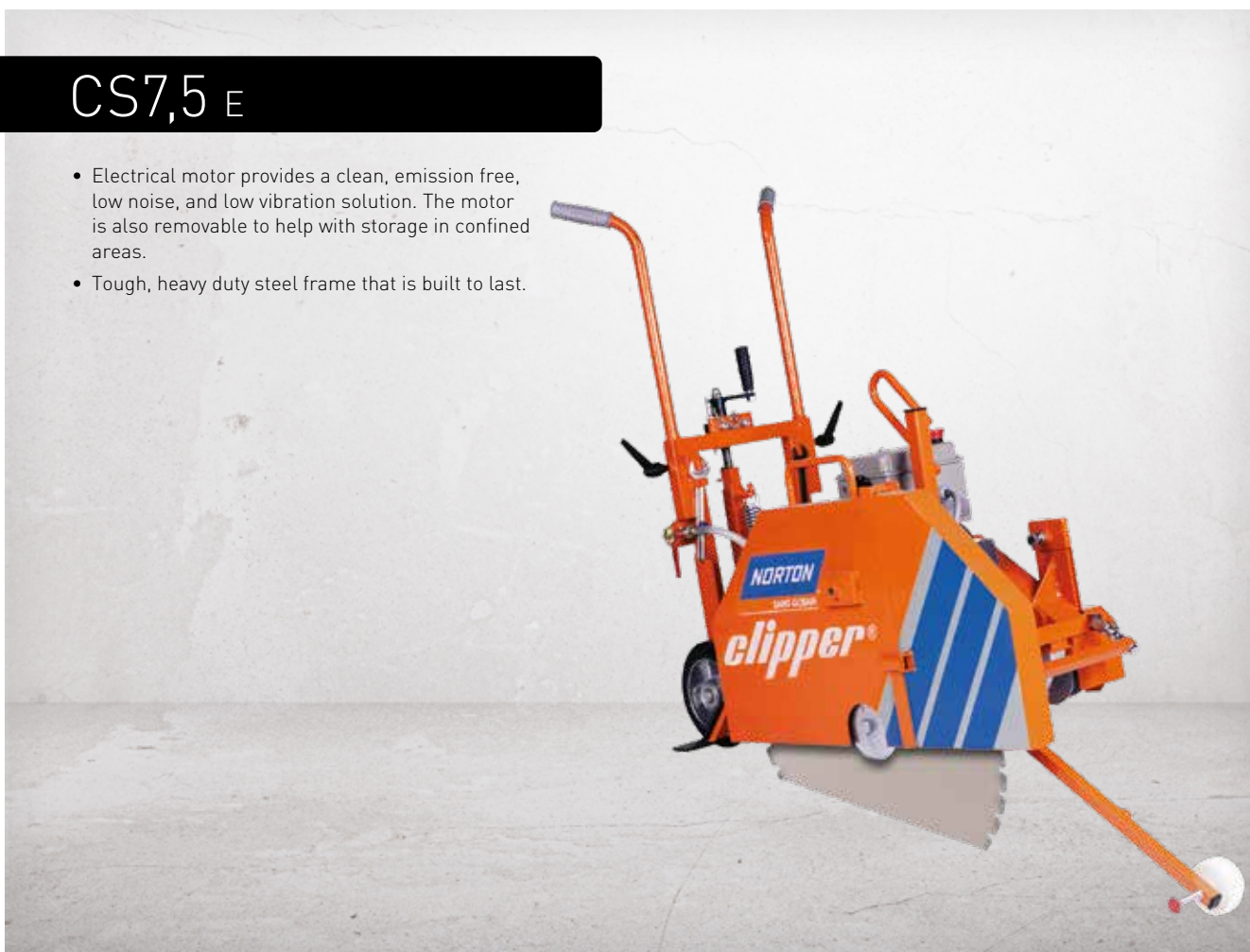
DIAMOND BLADE RECOMMENDATIONS FOR CS451 E & ET



Substrate / Material	BETON	SILENCIO	ASPHALT	ALL MATERIALS
Recommended Product	EXTREME BETON	EXTREME BETON SILENCIO	EXTREME ASPHALT	PRO 4X4 EXPLORER
CS451 E				
Blade x Bore	450 x 25,4mm	450 x 25,4mm	450 x 25,4mm	450 x 25,4mm
Item No.	70184602363	70184631020	70184694912	70184602096
CS451 ET				
Blade x Bore	350 x 25,4mm	350 x 25,4mm	350 x 25,4mm	350 x 25,4mm
Item No.	70184647790	70184628997	70184694537	70184602093
Page reference	37	38	72	58

CS7,5 E

- Electrical motor provides a clean, emission free, low noise, and low vibration solution. The motor is also removable to help with storage in confined areas.
- Tough, heavy duty steel frame that is built to last.



PRODUCT DATA

Item No.	70184623924	Supply Voltage / Power	400V 3~ / 7,5kW (10 hp)	Tool speed RPM	1460 min ⁻¹
EAN	5450248333623	Fuse/Generator	16A / 19 kVA	Starter	Electric
Price (€)	###,##	Blade x bore	Ø 800 x25,4mm	Raise and lower	Manual
		Max. cutting depth	320mm	Propelling	Push
		Dimensions (LxWxH)	1270 x 580 x 1000mm	Hand Arm Vibrations	4,86 m/s ²
		Weight	118kg	Sound power / pressure level	94 dB (A) / 80 dB (A)



10 hp

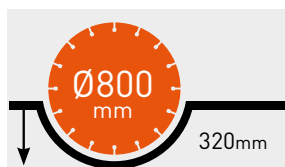


7,5kW



400v 3~

PRODUCT COMPARISON



MAX CUT DEPTH



ADJUSTABLE HANDLE



DEPTH CONTROL HAND WHEEL




WATER HOSE CONNECTOR

DIAMOND BLADE RECOMMENDATIONS FOR CS7,5 E

Substrate / Material	BETON
Recommended Product	EXTREME BETON
Diameter	800mm
Bore	25,4mm
Item No.	70184601693
Page reference	37

FLOOR SAW ACCESSORIES AVAILABLE ON PAGE 193



FLOOR SAW ACCESSORIES

CS352 P6,5

DESCRIPTION	ITEM No.	EAN	PRICE (€)
4 - Front wheel (x1)	310560763	5450248799405	###,##
5 - Rear wheel (x1)	310574261	5450248818083	###,##
Belts	310006076	5450248136446	###,##

CS451 P13 & CS502 P13

DESCRIPTION	ITEM No.	EAN	PRICE (€)
1 - Kit for twin blade mounting (18mm)	310357954	5450248446507	###,##
4 - Front wheel (x2)	510101401	5450248552536	###,##
5 - Rear wheel (x2)	510101399	5450248552512	###,##
Belts	310349309	5450248398875	###,##

CS1-500 P13

DESCRIPTION	ITEM No.	EAN	PRICE (€)
4 - Front wheel (x2)	310461922	5450248595717	###,##
5 - Rear wheel (x2)	310461921	5450248595700	###,##
Belts	310574543	5450248818656	###,##

CSB1 D13

DESCRIPTION	ITEM No.	EAN	PRICE (€)
2 - Kit for 600mm blade guard	310005876	5450248129226	###,##
4 - Front wheel (x1)	310004260	5450248071839	###,##
5 - Rear wheel (x1)	310004873	5450248108047	###,##
Belts	310005852	5450248128892	###,##
Ventilator belt	310004178	5450248068969	###,##

CS451 D7

DESCRIPTION	ITEM No.	EAN	PRICE (€)
1 - Kit for twin blade mounting (18mm)	310357954	5450248446507	###,##
4 - Front wheel (x2)	510101401	5450248552536	###,##
5 - Rear wheel (x2)	510101399	5450248552512	###,##
Belts	310360982	5450248525097	###,##

CSB1 P21

DESCRIPTION	ITEM No.	EAN	PRICE (€)
Kit guard + pulleys for Ø350mm (CSB1 P21)	310006678	5450248176725	###,##
3 - Kit water tank	310419088	5450248534402	###,##
4 - Front wheel (x1)	310004260	5450248071839	###,##
5 - Rear wheel (x1)	310004873	5450248108047	###,##
Belts	310031861	5450248442622	###,##
Ventilator belt	310004455	5450248081760	###,##

SPEEDY CART

DESCRIPTION	ITEM No.	EAN	PRICE (€)
6 - Water tank 11l	310521698	5450248755494	###,##

CS352 B

DESCRIPTION	ITEM No.	EAN	PRICE (€)
4 - Front wheel (x1)	310560763	5450248799405	###,##
5 - Rear wheel (x1)	310574261	5450248818083	###,##
Belt	310589599	5450248832256	###,##



NORTON

SAINT-GOBAIN

clipper

HANDHELD CUT-OFF SAWS

The Norton Clipper cut-off saws are available for 300 and 350mm blades, with standard or automatic oil & fuel mixing system (iLube).

Use with Norton Clipper diamond blades for best results.





CP512 RANGE

CP514 RANGE



100mm
MAX CUT DEPTH

125mm
MAX CUT DEPTH



PETROL

PETROL /WITH iLUBE®



5,4 hp



4kW



5,4 hp



4kW

CP512 300

CP514 350 / WITH iLUBE®



Clipper's Tip

Compatible with the all new **Speedy Cart**.
See full details on page 182.

CP512 & CP514



POWERFUL
4kW
5,4HP
power in a compact design

USER-FRIENDLY

- Electronic carburetor allows an easy 3-step engine start. No more choke or half-throttle set-up.
- Easy stopping: just press the red button!
- 5-spring anti-vibration system.
- Back-end handle and enhanced weight balance.
- iLube®: No more worrying about 2-stroke fuel mixtures. Just fill with regular fuel and 2-stroke oil.

LONG-LIFE & LOW MAINTENANCE

- Easy semi-automatic belt tensioning.
- Multi-Stage Air Filter with pulsating air streams. Fitted with external rocker wheel to prevent filters from clogging.
- Magnesium blade guard for extra safety and lighter weight. Nikasil-coated cylinder & heavy duty starter rope for longer life.
- V-belt for driving cutting blade.
- Tank caps with over-tightening protection.

	CP512 300	CP514 350	CP514 350 iLUBE®
Item No.	70184647558	70184647562	70184647564
EAN	5450248563105	5450248563129	5450248563136
Price (€)	###,##	###,##	###,##
Power	4,0kW / 5,4 hp	4,0kW / 5,4 hp	4,0kW / 5,4 hp
Max. blade x bore	Ø 300 x 20 / 25,4mm	Ø 350 x 20 / 25,4mm	Ø 350 x 20 / 25,4mm
Max. cutting depth	100mm	125mm	125mm
Rotation speed (RPM)	4450 min ⁻¹	4450 min ⁻¹	4450 min ⁻¹
Petrol + oil	≥ 92 RON +2%	≥ 92 RON +2%	≥ 92 RON + iLube® Automatic Mix
Water cooling	✓	✓	✓
Sound power / pressure level	108 dB (A) / 98 dB (A)	108 dB (A) / 98 dB (A)	108 dB (A) / 98 dB (A)
Dimensions	430 x 267 x 750mm	430 x 267 x 775mm	430 x 267 x 775mm
Weight	10,1kg	10,4kg	10,5kg

The Norton Clipper handheld cut-off saws are covered by a 6 month commercial warranty, from the date of sale. Warranty conditions are detailed in the instruction manual.

DIAMOND BLADE FOR CP512 & CP514



Substrate / Material	BETON	SILENCIO	UNIVERSAL	NATURAL STONE	ALL MATERIALS
Recommended Product	EXTREME BETON	EXTREME BETON SILENCIO	EXTREME UNIVERSAL TURBO	EXTREME GRANITE	PRO 4X4 EXPLORER
CP512					
Blade x Bore	300 x 20mm	300 x 20mm	300 x 20mm	300 x 20mm	300 x 20mm
Item No.	70184647787	70184629000	70184611230	70184601173	70184602022
CP514					
Blade x Bore	350 x 20mm	350 x 20mm	350 x 20mm	350 x 25,4mm	350 x 20mm
Item No.	70184647789	70184647780	70184611427	70184601174	70184602091
Page reference	37	36	44	68	58

SC181

Ideal for electricians and plumbers, the SC181 is a powerful and smart wall chaser.

Fitted with two diamond wheels driven by a 1,8 kW motor, 5 to 45mm wide slots can be drawn in one operation, at cutting depth from 30 to 60mm.

Delivered in a strong metal box, the machine ergonomics were at the heart of the design to lower vibrations and ease the operation.

SC181 can be used with a dust extractor (CV324 or CV360).



PRODUCT DATA

Item No.	70184646041	Supply Voltage	230V 1~
EAN	5450248537847	Power	1,8kW
Price (€)	###,##	Fuse / Generator	16A / 3kVA
		Blade x bore	Ø 180 x 30mm
		Cutting width	5 to 45 by 5mm
		Cutting depth	30 - 40 - 50 - 60mm
		Tool speed RPM	4900 min ⁻¹
		Hand Arm Vibrations	4,1m/s ²
		Sound power / pressure level	110 dB(A) / 97 dB(A)
		Dimensions (LxWxH)	320 x 340 x 300mm
		Box size (LxWxH)	347 x 355 x 295mm
		Weight	6,5kg



1,8kW



230v

DIAMOND BLADES FOR SC181



Substrate / Material	UNIVERSAL
Recommended Product	PRO UNI LASER
Blade x Bore	180 x 30mm
Item No.	70184607687
Page reference	44

SC401

SC401 is a 400mm electric portable cutter, with high flexibility thanks to its 3,0kW powerful motor and deep cutting depth.

It is suitable for a large variety of materials including bricks, masonry blocks, pavements, slabs, porous concrete, concrete, and natural or artificial stone.

SC401 features a water connection for wet cutting.



PRODUCT DATA

Item No.	70184630120	Supply Voltage	230V 1~
EAN	5450248412106	Power	3kW
Price (€)	###,##	Blade x bore	Ø 400 x 25,4mm
		Max. cutting depth	158mm
		Tool speed RPM	2500 min ⁻¹
		Weight	11kg



3kW



230v

DIAMOND BLADES FOR SC401



Substrate / Material	BETON
Recommended Product	EXTREME BETON
Blade x Bore	400 x 25,4mm
Item No.	70184693354
Page reference	37

ACCESSORIES & SPARE PARTS



ACCESSORIES

DESCRIPTION	ITEM No.	EAN	PRICE (€)
1 - 10L pressure water tank (metal)	310464031	5450248684640	###,##
2 - 35L electric water tank	310464029	5450248684633	###,##
3 - 11L pressure water tank (plastic)	310521698	5450248755494	###,##
4 - Speedy cart	70184602496	5450248731412	###,##

SPARE PARTS

DESCRIPTION	ITEM No.	EAN	PRICE (€)
Air filter	510107009	5450248568469	###,##
Kit of 10 air filters	510107010	5450248568476	###,##
Belt	510106974	5450248568377	###,##
Carburetor repair kit (incl. instructions)	510112803	5450248582267	###,##
Starter rope	510129769	5450248720232	###,##
Return spring	510129754	5450248720225	###,##



Clipper's Tip

FOR MORE INFORMATION
ON QUICK FIX SEE PAGE 44

NORTON

SAINT-GOBAIN

clipper

DRILL MOTORS & DRILLING RIGS

The Norton Clipper drilling range is comprised of powerful and ergonomic handheld products, alongside rig mounted drill motors for drilling up to diameters of 400mm. Use with Norton Clipper core bits for optimal results.





HANDHELD

RIG MOUNTED

MINIMUM & MAXIMUM
CORE DIAMETER



NEW



CDM 204

MINIMUM & MAXIMUM
CORE DIAMETER



NEW



CDM354



DRILL RIGS

MAXIMUM CORE DIAMETER	MAXIMUM CORE DIAMETER	MAXIMUM CORE DIAMETER	MAXIMUM CORE DIAMETER	MAXIMUM CORE DIAMETER	MAXIMUM CORE DIAMETER
Ø130 mm	Ø160 mm	Ø250 mm	Ø340 mm	Ø354 mm	Ø380 mm
8,9kg	9,6kg	13kg	23,4kg	55kg	23,9kg
0-45°	0-45°	0-45°	0-45°	0-45°	0-45°
CDR 133	CDR 163	CDR 253	CDR 353	CDP301&351 ROBO	CDR353 + SPACER



NEW

CDM 204



- Powerful 2200W motor delivers high performance in both handheld and rig-mounted drilling operators.
- 3-speed, oil-bath lubricated gearbox reduces the requirement for regular servicing and maintenance.
- Soft-start switch and mechanical clutch helps the operator stay in control of the drill at all times.
- 60mm ring on the body gives the potential for a wide range of drilling diameters.
- Overload protection keeps the electrical and mechanical parts of the drill in optimal condition for longer.
- Can be used on a drill stand.
- Each Norton Clipper CDM drilling motor benefits from an additional 12-month commercial warranty, to reach a total of 2-year warranty from the date of purchase.



2,2kW |
 Ø 15-202mm |
 7,5kg |
 1/2" + 1 1/4" |
 3 speeds |

PRODUCT DATA

Item No.	70184631870	Power	2,2 kW (3 HP)	Dry	Yes
EAN	5450248807704	Volts	230V	Wet	Yes
Price (€)	###,##	Ø Range	15-202mm	Connection	1/2 + 1 1/4"
		RPM*	650/1300/2600	Weight	7,5kg

* RPM under load

PRODUCT FEATURES



3 - SPEED GEARBOX

COMBINED SPINDLE WITH EASY RELEASE RING

EASY ACCESS TO BRUSH

WATER INLET & DUST EXTRACTION

DRILLING CORE BITS RECOMMENDED FOR CDM 204


Substrate / Material	UNIVERSAL	BETON	BETON	BETON
Recommended Product	EXTREME CB UNIVERSAL	EXTREME CB BETON	PRO CB BETON	CLASSIC CB BETON
OD : Outer Diameter	32-162	48-192	16-182	51-191
Page reference	-	84	85	86

NEW

CDM 354



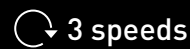
- Powerful, professional 3300W motor delivers high performance in rig-mounted drilling operations.
- Features a LCD display and LEDs showing in live time the temperature, Amps, kW and worked hours helping to monitor the drill job and the maintenance of the motor
- Standard motor mounting fixture fits the majority of drilling rigs on the market.
- 3-speed, oil-bath lubricated gearbox reduces the requirement for regular servicing and maintenance.
- Soft-start switch and mechanical clutch helps the operator stay in control of the drill at all times.
- Overload protection with LED indicator, keeps the electrical and mechanical parts of the drill in optimal condition for longer.
- To be used in a drill stand.
- Each Norton Clipper CDM drilling motor benefits from an additional 12-month commercial warranty, to reach a total of 2-year warranty from the date of purchase.



Ø 102-402mm



1 1/4"



PRODUCT DATA

Item No.	70184631871	Power	3,3kW (4,4HP)	Wet	Yes
EAN	5450248807711	Volts	230V	Connection	1 1/4"
Price (€)	###,##	Ø Range	102-402mm	Weight	13,5kg
		RPM*	350/700/1100	Hand Arm vibrations	4,2m/s ²
		Dry	No	Sound power / pressure level	94,5dB / 87,8dB

* RPM under load

PRODUCT FEATURES



3 - SPEED GEARBOX



EASY ACCESS TO BRUSH

LCD DISPLAY AND LEDS
TO MONITOR THE DRILLING

DRILLING CORE BITS RECOMMENDED FOR CDM 354

Substrate / Material	BETON	ASPHALT	GRANITE
Recommended Product	EXTREME CB BETON	EXTREME CB ASPHALT	PRO CB GRANITE
OD : Outer Diameter	48-350	45-350	48-250
Page reference	84	100	96

CDR 133/163

Aluminium drill stand combining rigidity, precision and ease of use. Accurate and smooth drilling guide of four high performance nylon rolls. Easily accessible guiding wheels for wear compensation adjustment.

- Made from a lightweight yet durable aluminium column.
- Left or right mounted, multi-purpose drive lever that is ideal for use in confined spaces and can be used for levelling and locking screws.
- Spirit level and roll guided carriage ensure accuracy throughout.
- Ring mounting motor collar for quick and easy mounting without the need for additional tools.
- Pre-mounted rig allows the operator to use the equipment straight from the box.



CDR 133

CDR 163

Ø 130 / 160mm

8,9-9,6kg

600mm

0 - 45°

CDR 133

Item No.	310468576
EAN	5450248690726
Price (€)	###,##

CDR 163

Item No.	310468577
EAN	5450248690733
Price (€)	###,##

PRODUCT DATA CDR 133

Diam. Max	130mm
Hub	600mm
Column	Aluminium
Column section	45 x 60mm
Base	Dowel + vaccum
Base dimensions	230 x 380mm
Height	910mm
Weight	8,9kg
Bit guide	No
Motor mounting plate	Ring 60mm
Carriage	Aluminium
Carriage Guiding system	Rolls
Carriage handle	Yes
Carriage travel	1:1
Braces	No
Tilting	0-45°
Spirit level	No
Transport wheels	No

PRODUCT DATA CDR 163

Diam. Max	160mm
Hub	600mm
Column	Aluminium
Column section	45 x 60mm
Base	Dowel + vaccum
Base dimensions	280 x 460mm
Height	850mm
Weight	9,6kg
Bit guide	No
Motor mounting plate	Ring 60mm
Carriage	Aluminium
Carriage Guiding system	Rolls
Carriage handle	Yes
Carriage travel	1:1
Braces	Yes
Tilting	0-45°
Spirit level	No
Transport wheels	No

PRODUCT FEATURES



ALUMINIUM COLUMN.



SPIRIT LEVEL.



CARRIAGE GUIDING SYSTEM BY ROLLS.

CDR 253/353

Aluminium drill stand combining rigidity, precision and ease of use. Accurate and smooth drilling guide of four high performance nylon rolls. Easily accessible guiding wheels for wear compensation adjustment.

- Made from a lightweight yet sturdy aluminium column, which is built to last.
- Roll-guided carriage for a high degree of accuracy in drill guiding.
- Multi-purpose drive lever which can be used for levelling and locking screws.
- Standard motor mounting fixture fits to most drilling motors on the market.
- Pre-mounted rig allows the operator to use the equipment straight from the box.



CDR 253

CDR 353

Ø 250/380mm

13-23,9kg



600-690mm

0 - 45°

	CDR 253	CDR 353	CDR 353 + SPACER
Item No.	310468578	310468581	310468581 + 310472133
EAN	5450248690740	5450248690757	-
Price (€)	###,##	###,##	###,##
Diam. Max	250mm	340mm	380mm
Hub	600mm	690mm	690mm
Column	Aluminium	Aluminium	Aluminium
Column section	50 x 60mm	70 x 70mm	70 x 70mm
Base	Dowel + vaccum	Dowel + vaccum	Dowel + vaccum
Base dimensions	350 x 540mm	370 x 550mm	370 x 550mm
Bit guide	No	Yes	Yes
Motor mounting plate	Plate included	Plate included	Plate included
Carriage	Aluminium	Aluminium	Aluminium
Carriage Guiding system	Rolls	Rolls	Rolls
Carriage handle	Yes	Yes	Yes
Carriage travel	01:01	1:1 + 2:1	1:1 + 2:1
Braces	Yes	Yes	Yes
Tilting	0-45°	0-45°	0-45°
Spirit level	Yes	Yes	Yes
Transport wheels	Yes	Yes	Yes
Height	970mm	1080mm	1080mm
Weight	13kg	23,4kg	23,9kg

PRODUCT FEATURES



SIMPLE LEVEL ADJUSTMENT WITH 4 SCREWS ON BASE.



2 DIFFERENT REPORT/RATIO ON THE CDR353 CARRIAGE FOR AN EASY HANDLE.



TRANSPORT WHEELS.



LEFT AND RIGHT MOUNTING DRIVE LEVER.

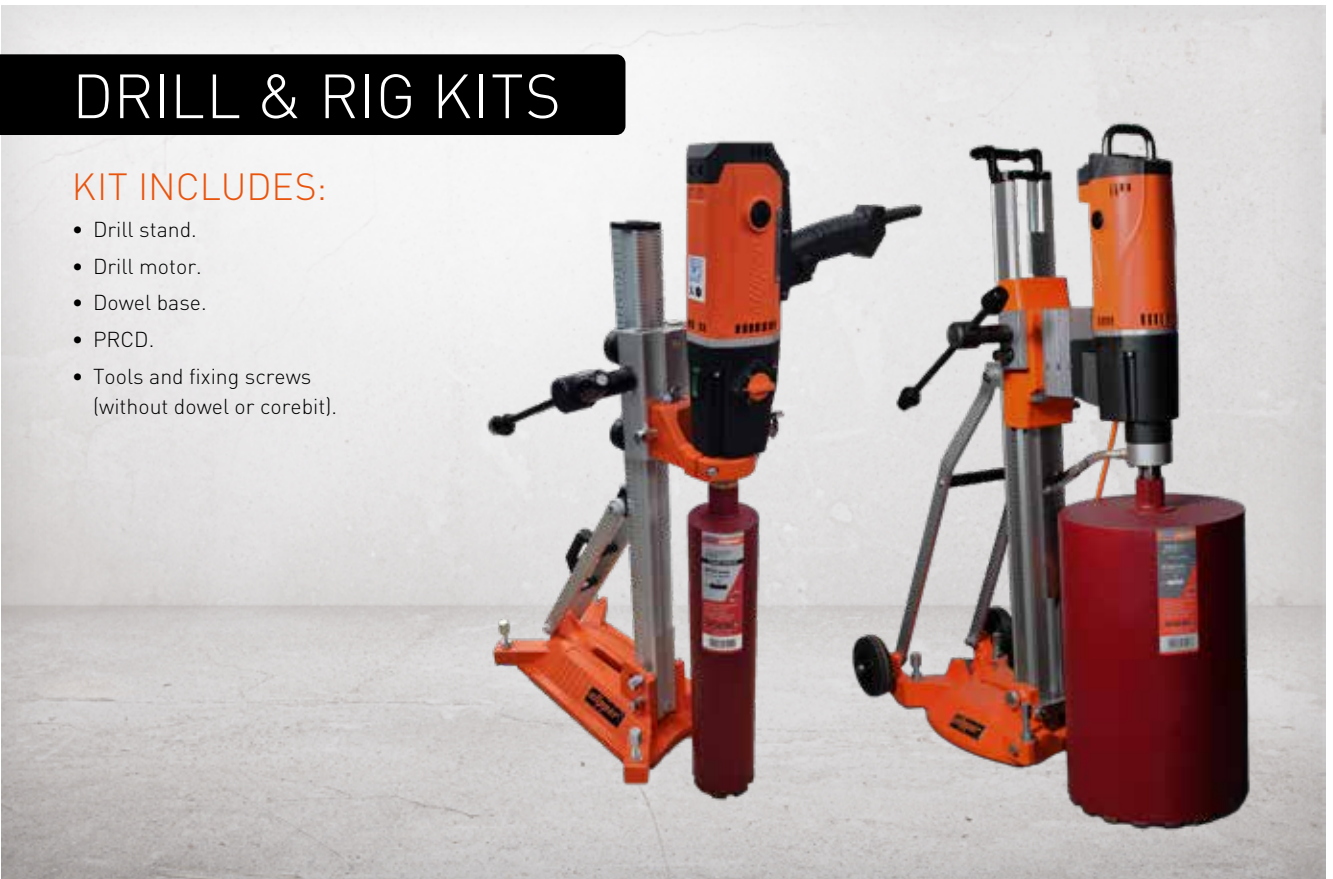


METALLIC RIGID POINTER (CDR353).

DRILL & RIG KITS

KIT INCLUDES:

- Drill stand.
- Drill motor.
- Dowel base.
- PRCD.
- Tools and fixing screws (without dowel or corebit).



Rig	Motor	Power	Max Ø (mm)	RPM	Weight	Item No.	EAN	Price (€)
CDR 133	CDM 204	2,2 kW	130	650/1300/2600	16,4 Kg	70184632298	5450248812708	###,##
CDR 163	CDM 204	2,2 kW	160	650/1300/2600	17,1 Kg	70184632299	5450248812715	###,##
CDR 253	CDM 354	3,3 kW	250	350/700/1100	26,7 kg	70184633291	5450248836490	###,##
CDR 353	CDM 354	3,3 kW	340	350/700/1100	37,1 Kg	70184633292	5450248836506	###,##
CDR 353 + SPACER	CDM 354	3,3 kW	380	350/700/1100	37,6 Kg	70184633293	5450248836513	###,##



CDP ROBO 301 & 351

Norton Clipper ROBO 301 & 351 are our compact and lightweight petrol drilling machines that enable you to work with drills featuring 1 1/4" connection or 3 holes.

Both ROBO 301 & 351 sets include motor, motor frame, exhaust fumes hose (petrol motor), fixing strap and stake, 10L water tank and tools.

- High stroke allowing the use of drills with 1 1/4" connection or 3 holes.
- Continuous column angle setting up to 45° offering multiple potential positions.
- Heavy duty frame provides stability even when working in a trench.
- Compact and lightweight so that the product can be used in areas where space is limited.



*Available in electric version with drill motor CDM 354 (see page 205)

	CDP ROBO 301	CDP ROBO 351	CDP ROBO 350 ELECTRIC*
Item No.	70184608349	70184608350	70184601371
EAN	5450248771708	5450248771715	5450248707165
Price (€)	###,##	###,##	###,##
Motor	Honda 4 stroke 1.5kW	Honda 4 stroke 1.5kW	CDM 354 3,3kW
Hub	500mm	500mm	500mm
Diameter Range	100 - 300mm	100 - 354mm	102 - 354mm
RPM min	400	400	350/700/1100
Weight	53kg	55kg	55kg
Angular Adjustment	until 45°	until 45°	until 45°

PRODUCT FEATURES



EASY TO USE FIXING STRAP TO DRILL EVERYWHERE ON THE PIPE.



CUT AT 45°.



FOR USING IN TRENCH AND CONFINED SPACE ENVIRONMENTS.



Clipper's Tip

FOR OPTIMAL RESULTS, USE **PRO CB BETON ROBO SOFT** (PAGE 87)



CONNECTION: 3-HOLE FLANGE



ACCESSORIES

DRILL RIGS

ACCESSORIES	ITEM No.	EAN	PRICE (€)
1 - Differential switch 30 mA (PRCD)	310005608	5450248124146	###,##
2 - Submerged water pump	310006044	5450248138686	###,##
3 - Quick release anchor set (CDR253/353/403)	310003976	5450248049418	###,##
3 - Quick release anchor set (CDR133/163)	310389142	5450248472209	###,##
4 - Bronze ring	310004317	5450248074434	###,##
5 - Dowel installation tool	310387451	5450248467113	###,##
6 - Rawl dowel [25 p]	310006879	5450248189879	###,##
8 - Fixing dowel M12 (10p)	310004562	5450248089995	###,##
9 - Tie-bar anchor rod for rawl dowel	310006977	5450248190042	###,##
10 - Drill SDS 15mm	310005211	5450248117223	###,##
11 - 10L pressure water tank (metal)	310464031	5450248684640	###,##
12 - 11L pressure water tank (plastic)	310521698	5450248755494	###,##
13 - Water tank 35L with electrical pump	310464029	5450248684633	###,##
14 - Centering device for CDM163/203 - core bit length of 300mm	310387448	5450248467076	###,##
14 - Centering device for CDM163/203 - core bit length of 450mm	310387449	5450248467083	###,##

WATER COLLECTING RINGS	ITEM No.	EAN	PRICE (€)
15 - Water collector CDR133/163 max diam. 130mm	310470303	5450248694526	###,##
15 - Water collector CDR163/253 max diam. 180mm	310477208	5450248702832	###,##
15 - Water collector CDR353 max diam. 300mm	310470304	5450248694533	###,##

SPARE SEALS	ITEM No.	EAN	PRICE (€)
16 - CDR133/163 diam. 130mm	310477210	5450248702849	###,##
16 - CDR163/253 diam. 180mm	310477211	5450248702856	###,##
16 - CDR353 diam. 300mm	310477212	5450248702863	###,##

VACUUM BASE	ITEM No.	EAN	PRICE (€)
17 - CDR133	310474123	5450248703112	###,##
17 - CDR163	310470435	5450248697268	###,##
17 - CDR253	310474124	5450248703129	###,##
17 - CDR353	310474125	5450248703136	###,##

SPACER AND MOUNTING RINGS	ITEM No.	EAN	PRICE (€)
18 - Spacer plate for CDR353 to increase capacity from d350 to d400mm	310472133	5450248695196	###,##
19 - Ring 60mm for mounting handheld motors on rig	510124969	5450248700449	###,##



ACCESSORIES



ACCESSORIES



CDP ROBO

ACCESSORIES	ITEM No.	EAN	PRICE (€)
1 - 10L pressure water tank (metal)	310464031	5450248684640	###,##
2 - Exhaust pipe (length : 3m 30)	510136894	5450248737391	###,##
3 - Fixing stakes (x2)	510136997	5450248737407	###,##
4 - Tool kit	310391934	5450248493631	###,##
6 - Water tank 35L	310464029	5450248684633	###,##
7 - 11L pressure water tank (plastic)	310521698	5450248755494	###,##
8 - Foot plates with rolls	310508732	5450248736097	###,##

ACCESSORIES



ADAPTORS

ACCESSORIES	ITEM No.	EAN	PRICE (€)
1 - 1 1/4" UNC Female x R 1/2" Fem	310004570	5450248090823	###,##
2 - 1 1/4" UNC Male x R 1/2" Male	310004558	5450248089537	###,##
3 - 1 1/4" UNC Male x Hilti DDBU	310006712	5450248180968	###,##
4 - 1 1/4" UNC + 1/2" Fem x Hilti DDBI	310007181	5450248202264	###,##
5 - R 1/2" Male x R 1/2" Male	310012389	5450248238768	###,##
6 - SDS Male x R 1/2" Male	310012391	5450248238782	###,##
7 - 3 holes flange x 1 1/4" UNC Fem	310004594	5450248094111	###,##
8 - 3 holes flange x 1 1/4" UNC Male	310004595	5450248094128	###,##

EXTENSIONS

ACCESSORIES	LENGTH	ITEM No.	EAN	PRICE (€)
9 - 1 1/4" UNC Fem x 1 1/4" UNC Male	100mm	310004577	5450248092001	###,##
9 - 1 1/4" UNC Fem x 1 1/4" UNC Male	200mm	310004571	5450248090939	###,##
9 - 1 1/4" UNC Fem x 1 1/4" UNC Male	300mm	310004574	5450248091196	###,##
9 - 1 1/4" UNC Fem x 1 1/4" UNC Male	500mm	310004575	5450248091202	###,##
9 - R 1/2" Fem x R 1/2" Male	100mm	310004610*	5450248095262	###,##
10 - R 1/2" Fem x R 1/2" Male	200mm	310004578	5450248092018	###,##
10 - R 1/2" Fem x R 1/2" Male	300mm	310004572	5450248090946	###,##
10 - R 1/2" Fem x R 1/2" Male	500mm	310004576	5450248091219	###,##

* Available on request

ACCESSORIES



DRILL RIGS CONNECTORS

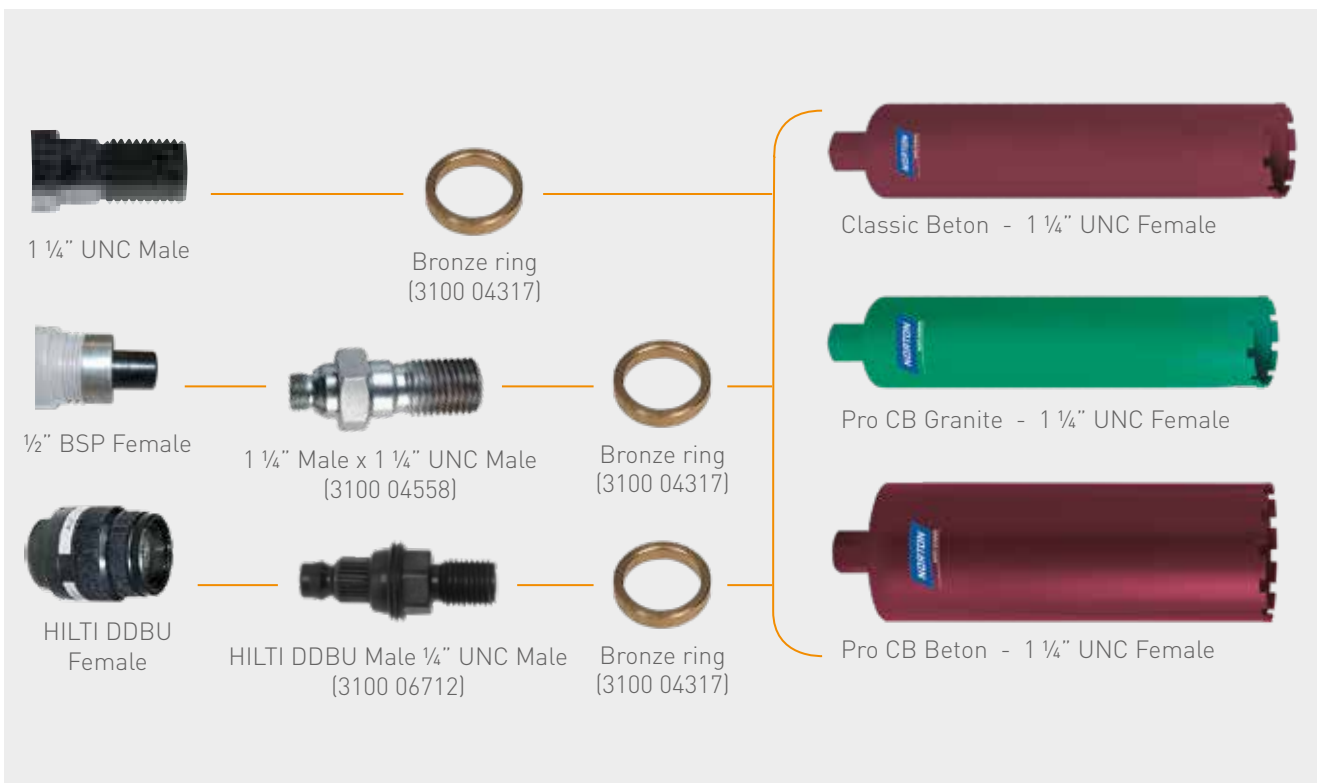
ACCESSORIES	ITEM No.	EAN	PRICE (€)
1 - Dust swivel 1/2" Male-Female	310389028	5450248471806	###,##
2 - SDS Adaptor Pack	310011357	5450248234883	###,##
3 - HEX Adaptor	310011349	5450248230397	###,##
4 - SDS Adaptor	310011354	5450248230434	###,##
4 - 10mm A Taper Masonry Drill	310011347	5450248372776	###,##
5 - Ejector Drift	310011351	5450248372721	###,##

M16 DRILLING

ACCESSORIES	ITEM No.	EAN	PRICE (€)
6 - Pilot drill Ø6mm	310003973	5450248049234	###,##
7 - Connector-Hex M16 for tapered pilot drill Ø6mm	310003974	5450248049241	###,##
8 - Connector SDS M16 for tapered pilot drill Ø6mm	310005899	5450248149880	###,##
9 - SDS connector with screw M16 for Ø6mm drill	310005898	5450248149873	###,##

CONNECTIONS

WET HANDHELD DRILLING WITH COREBIT 1 1/4" UNC FEMALE

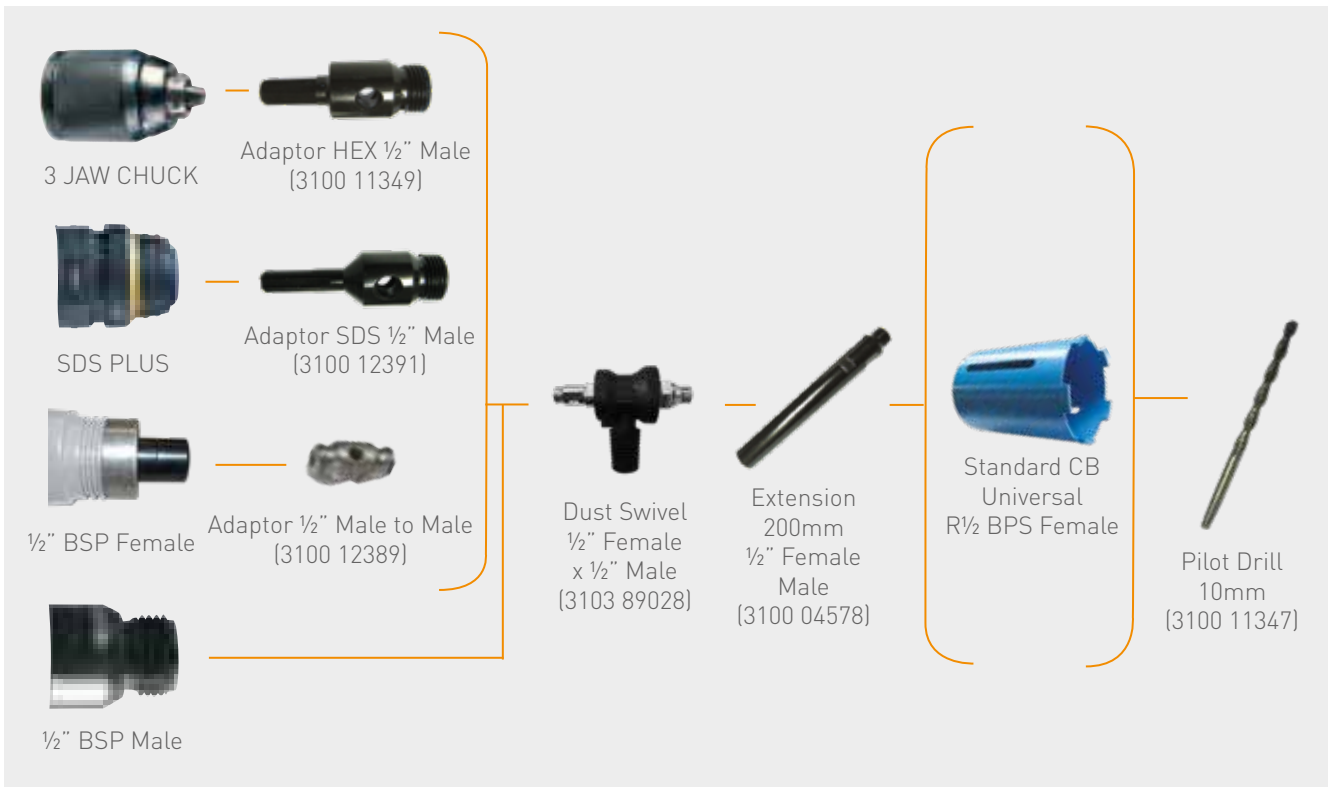


WET HANDHELD DRILLING WITH COREBIT R 1/2" BSP MALE




CONNECTIONS

DRY HANDHELD DRILLING WITH COREBIT R $\frac{1}{4}$ BSP FEMALE



DRY HANDHELD DRILLING M16 FEMALE



NORTON



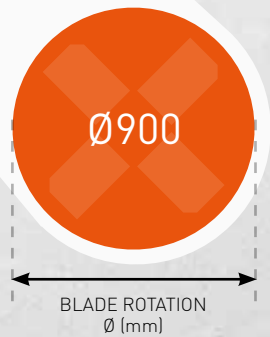













SAINT-GOBAIN

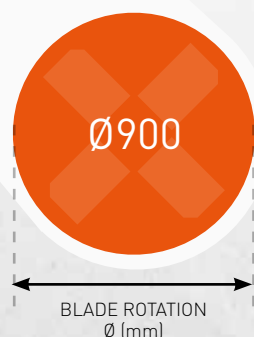












clipper[®]

POWER FLOATS

The Norton Clipper Power Float range is made of machines with blade diameters of 600 to 1110mm. Power Floats are the ideal tool for finishing small to large areas of concrete screed.



 <p>Ø600</p> <p>BLADE ROTATION Ø (mm)</p>		 <p>Ø600</p> <p>BLADE ROTATION Ø (mm)</p>		 <p>Ø900</p> <p>BLADE ROTATION Ø (mm)</p>	
					
 <p>65kg</p>		 <p>62kg</p>		 <p>69kg</p>	
<p>ELECTRIC</p>		<p>PETROL</p>		<p>NEW BATTERY</p>	
 		 		  	
<p>CT 601</p>		<p>CT601 B</p>		<p>CT 901 MP</p>	

 <p>Ø900</p> <p>BLADE ROTATION Ø (mm)</p>				 <p>Ø1110</p> <p>BLADE ROTATION Ø (mm)</p>			
							
 <p>81kg</p>		 <p>81kg</p>		 <p>110kg</p>			
<p>PETROL</p>		<p>ELECTRIC</p>		<p>PETROL</p>			
 		 		 			
<p>CT 901 HP</p>				<p>CT 1201</p>			

CT601



- Mechanical blade pitch control ensures accuracy and helps deliver the perfect surface finish.
- Operator safety is assured by the aluminium guard rings and dead man's handle.

CT601 MP

Item No.	70184629945			
EAN	5450248439998	4 hp	2,9kW	PETROL
Price (€)	###,##			

Included tools	Finishing blades and pan
Power Source	Petrol
Power	2,9kW (4 hp)
Motor Type	HONDA GX 120
Supply Voltage	-
Fuse / Generator	-
Blade rotation diameter (clockwise)	600mm
Guard ring diameter	620mm
Distance to wall	10mm
Pitch control	Mechanical
Hand Arm Vibrations	< 2,5 m/s ²
Sound power / pressure level	93dB(A) / 81dB(A)
Dimensions (LxWxH)	1560 x 650 x 1060mm
Weight (without pans)	62kg

CT601 ME

Item No.	70184629946			
EAN	5450248440017	3 hp	2,2kW	230V
Price (€)	###,##			

Included tools	Finishing blades and pan
Power Source	Electric
Power	2,2kW (3 hp)
Motor Type	-
Supply Voltage	230V 1~
Fuse / Generator	16A / 6kVA
Blade rotation diameter (clockwise)	600mm
Guard ring diameter	620mm
Distance to wall	10mm
Pitch control	Mechanical
Hand Arm Vibrations	< 2,5 m/s ²
Sound power / pressure level	91dB(A) / 79dB(A)
Dimensions (LxWxH)	1560 x 650 x 1060mm
Weight (without pans)	65kg


PRODUCT FEATURES



LIFTING HOOK



BLADE SAFETY GUARD




FOLDABLE MACHINE ARM



DISTANCE TO WALL: 10mm

ACCESSORIES CT601

1



DIMENSIONS
L x L (mm)

2



FIXING THREAD

3



SPACING

ITEM No.

EAN

PRICE (€)

1 - Floating plate / pan	Ø1200	Mechanical stop	-	310369499	5450248440406	###,##
2 - Floating blades (set of 4)	460 x 255	Clamp	-	310369497	5450248440376	###,##
5 - Feet skates (set of 2)	-	-	-	310004551	5450248089063	###,##

NEW

CT601 B



The Norton Clipper CT601 B is a compact battery powered power float.

- The high-performance battery powered brushless Honda motor combined with a Honda battery pack, ensures consistent and reliable performance every time.
- Battery powered means no exhaust fumes on the worksite.
- The robust and durable design makes this machine perfect for heavy duty applications.
- Mechanical blade pitch control and adjustable rotating speed, enabling fine-tuned accuracy for a perfect finish every time.
- The 'One battery fits all' solution allows use of the same battery on all Norton Clipper battery powered machines.



PRODUCT DATA

Item No.	70184632582*
EAN	5450248822813
Price (€)	###,##

Included tools	Finishing blades and pan
Power Source	Electric
Power	1,8kW (2,4 hp)
Motor Type	Honda eGX
Supply Voltage	Battery - 72V
Blade rotation ø (clockwise)	600mm

Guard ring diameter	620mm
Distance to wall	10mm
Pitch control	Mechanical
Hand Arm Vibrations	< 2,5 m/s ²
Dimensions (LxWxH)	560 x 650 x 1060mm
Weight (without pans)	69kg



2,4 hp



1,8kW



72v

PRODUCT FEATURES



BATTERY B720: 310568970



RAPID CHARGER C700: 310568971

*BATTERY UNIT AND CHARGER SOLD SEPARATELY

CT901 MP



- Welded heavy steel frame makes the CT901 capable of withstanding the rigours of regular use.
- Mechanical blade pitch control ensures accuracy and helps deliver the perfect surface finish.
- Dead man's handle and safety guard rings ensure user safety, whilst providing the operator with good visibility of the blades at all times.

PRODUCT DATA

Item No.	70184629948	Included tools	Finishing blades	Guard ring diameter	950mm
EAN	5450248440499	Power Source	Petrol	Distance to wall	25mm
Price (€)	###,##	Power	4,8kW (6,5 hp)	Pitch control	Mechanical
		Motor Type	HONDA GX200	Hand Arm Vibrations	< 2,5 m/s ²
		Supply Voltage	-	Sound power / pressure level	94dB(A)/85dB(A)
		Fuse / Generator	-	Dimensions [LxWxH]	1980 x 950 x 1060mm
		Blade rotation ø (clockwise)	900mm	Weight (without pans)	75kg



6,5 hp



4,8kW



PETROL

PRODUCT FEATURES



HANDLING OF THE MACHINE



ADJUSTABLE AND FOLDABLE




BLADES SAFETY GUARD RINGS

ACCESSORIES CT901 MP / CT901 HP / CT901HP ME


1



2



3



4



5



6



7






	DIMENSIONS L x L (mm)	FIXING THREAD	SPACING	ITEM No.	EAN	PRICE (€)
1 - Floating plate / pan	Ø900	Mechanical stop	-	310004546	5450248088967	###,##
2 - Floating blades (set of 4)	355 x 250	Clamp	-	310403131	5450248512547	###,##
3 - Finishing blades (set of 4)	355 x 150	M8	122	310403132	5450248512554	###,##
4 - Combination blades (set of 4)	330 x 200	M8	127	310004541	5450248088745	###,##
5 - Finishing blades with moving nut (set of 4)	330 x 150	M8	82-160	310004564	5450248090472	###,##
6 - Combination blades with moving nut (set of 4)	330 x 200	M8	82-160	310004565	5450248090489	###,##
7 - Feet skates (set of 2)	-	-	-	310004551	5450248089063	###,##

CT901 HP

- Heavy duty jig welded steel frame provides the machine with robustness and high reliability.
- Dead man handle helps to ensure user safety.
- Blade safety guard rings protect the user from accidental injury whilst maintaining good visibility.
- Hydraulically blades pitch control helps the operator achieve a perfect surface finish.
- Foldable and height adjustable arm enables easy transport and storage of the machine.






CT901 HP

Item No.	70184602675			
EAN	5450248736394	6,5 hp	4,8kW	PETROL
Price (€)	###,##			

Included tools	Finishing blades
Power Source	Petrol
Power	4,8kW (6,5 hp)
Motor Type	HONDA GX200
Supply Voltage	-
Fuse / Generator	-
Blade rotation ø (clockwise)	900mm
Guard ring diameter	950mm
Distance to wall	25mm
Pitch control	Hydraulic
Hand Arm Vibrations	< 2,5 m/s ²
Sound power / pressure level	94dB(A)/85dB(A)
Dimensions (LxWxH)	1980 x 950 x 1060mm
Weight (without pans)	81kg

CT901 ME HP

Item No.	70184608598			
EAN	5450248776598	3 hp	2,2kW	400v
Price (€)	###,##			

Included tools	Finishing blades
Power Source	Electric
Power	2,2 W (3 hp)
Supply Voltage	400 V 3~
Fuse / Generator	10A / 16kVA
Blade rotation ø (clockwise)	900mm
Guard ring diameter	950mm
Distance to wall	25mm
Pitch control	Hydraulic
Hand Arm Vibrations	< 2,5 m/s ²
Sound power / pressure level	92dB(A)/82dB(A)
Dimensions (LxWxH)	1980 x 950 x 1060mm
Weight (without pans)	81kg

PRODUCT FEATURES



ROBUST AND RELIABLE



DEAD MAN HANDLE



SAFETY GUARD RINGS



HYDRAULIC BLADES
PITCH CONTROL



FOLDABLE AND HEIGHT
ADJUSTABLE ARM

CT1201



- Welded heavy steel frame makes the CT1201 capable of withstanding the rigours of regular use.
- Mechanical blade pitch control ensures accuracy and helps deliver the perfect surface finish.
- Dead man's handle and safety guard rings ensure user safety, whilst providing the operator with good visibility of the blades at all times.

PRODUCT DATA

Item No.	70184629953	Included tools	Finishing blades	Distance to wall	40mm
EAN	5450248440512	Power Source	Petrol	Pitch control	Mechanical
Price (€)	###,##	Power	6,6kW (9 hp)	Hand Arm Vibrations	< 2,5 m/s ²
		Motor Type	HONDA GX 270	Sound power / pressure level	96dB(A) / 87dB(A)
		Blade rotation ø (clockwise)	1110mm	Dimensions (LxWxH)	2120 x 1190 x 1025mm
		Guard ring diameter	1190mm	Weight (without pans)	110kg



9 hp



6,6kW



PETROL

PRODUCT FEATURES




DEAD MAN'S HANDLE



REMOVABLE LIFTING EYE




HANDLING OF THE MACHINE



ADJUSTABLE & FOLDABLE MACHINE ARM

ACCESSORIES CT1201

1



2



3



4



5



	DIMENSIONS L x L (mm)	FIXING THREAD	SPACING	ITEM No.	EAN	PRICE (€)
1 - Floating plate / pan	Ø1200	Mechanical stop	-	310369499	5450248440406	###,##
2 - Floating blades (set of 4)	460 x 255	Clamp	-	310369497	5450248440376	###,##
3 - Finishing blades (set of 4)	455 x 152	M8	158	310369485	5450248440246	###,##
4 - Combination blades (set of 4)	450 x 200	M8	158	310369496	5450248440369	###,##
5 - Feet skates (set of 2)	-	-	-	310004551	5450248089063	###,##

NORTON

SAINT-GOBAIN

clipper

FLOOR SOLUTIONS

The new floor solutions offer from Norton Clipper offers a complete range of machines and tools designed to put you in control. From small repairs to large projects, get excellent results from day one.

**CONFIDENCE
FROM DAY
ONE**

**FLOOR SOLUTIONS
FROM NORTON CLIPPER**



INTRODUCING OUR NEW FLOOR SOLUTIONS RANGE THAT'S CONFIDENT FROM DAY ONE

Our carefully crafted new range offers a versatile selection of grinding machines, vacuums, tools and accessories to help you achieve excellent results, whatever your application.

CONTENTS

OVERVIEW	227
SINGLE-HEAD HANDHELD	231
FLOOR GRINDERS	233
TOOLS	247
VACUUMS	263



THE NEW NORTON CLIPPER RANGE

OFFERS A SOLUTION FOR EVERY APPLICATION



FLOOR PREPARATION AND GRINDING



Removal of old glue, paint, mastic and epoxy left from previous flooring or simply level or grind the floor before a new surface can be laid or before moving to a polishing step.



POLISHING



Following preparation, a series of polishing steps are worked through, working incrementally from a coarse to fine grit range (often with a chemical hardener step) to take the floor to a high polish




CLEANING



Whether finalising a newly laid floor, conducting interim cleaning or restorative cleaning, a floor polishing machine will impart a high quality, professional finish



WOOD SANDING



Common applications include refining and finishing new hardwood floors, restoring old floors and repair/restoration work

PRODUCT DESCRIPTION



CG 280

C	G	28	0
---	---	----	---

CLIPPER GRINDER WORKING WIDTH 280mm MACHINE REVISION



CG MULTI 430

C	G	MULTI	43	0
---	---	-------	----	---

CLIPPER GRINDER MULTI-PURPOSE WORKING WIDTH 430mm MACHINE REVISION

















CV 270

C	V	270
---	---	-----

CLIPPER VACUUM AIR FLOW 270 m³/h

COMPATIBLE TOOLS



COMPATIBLE TOOLS	CG 125	CG 180	CG 252	CG 280	CG 400
Cup grinder 	✓	✓	✗	✗	✗
Grinding plate (PCD / Diamond) 	✗	✗	✓	✗	✗
CG PREP Wings 	✗	✗	✓	✓	✓
CG GRIND Wings 	✗	✗	✓	✓	✓
CG POLISH RESIN Pads Ø75mm 	✗	✗	✗	✗	✗
CG POLISH RESIN Pads Ø140mm 	✗	✗	✗	✗	✗
CG FINISH NW Pads Ø140mm 	✗	✗	✗	✗	✗
CG FINISH NW Pads Ø200mm 	✗	✗	✗	✗	✗
CG FINISH NW Pads Ø240mm 	✗	✗	✗	✗	✗
CG FINISH NW Pads Ø430mm 	✗	✗	✗	✗	✗
CG CLEAN BRUSH - CG MULTI 430 	✗	✗	✗	✗	✗
CG CLEAN BRUSH - CG CLEAN 430 	✗	✗	✗	✗	✗
Sanding discs 	✗	✗	✗	✗	✗
Nonwoven beartex 	✗	✗	✗	✗	✗



CG 450 UNO

CG 550 UNO

CG 550

CG 650

CG MULTI 430

CG WOOD 430

CG CLEAN 430



SINGLE-HEAD HANDHELD



Handheld grinders are compact and versatile tools used for surface preparation and material removal. Featuring a single rotating head that efficiently grinds surfaces such as concrete, stone, tile glue etc.

The versatile maneuverability of handheld grinders makes them the ideal choice for:

- Smaller surface projects like bathrooms, balconies, garages, cellars
- Walls
- Hard-to-reach areas such as edges and corners
- Floor levelling, preparation before coating, spot removal of coating defects or adhesives.



CG 125 / 180

This highly effective single-head grinder with a 125mm or 180mm grinding width is perfect for small jobs. Its design is ideal for working on vertical surfaces and reaching difficult-to-access areas thanks to its removable side guard. The lightweight construction ensures comfort and safety during use and the vacuum hose connector and protective guard ensure a clean working environment.



HOSE CONNECTOR FOR VACUUM CLEANER




HOSE CONNECTOR FOR VACUUM CLEANER

APPLICATIONS

FLOOR PREPARATION	● ● ○ ○ ○
POLISHING	○ ○ ○ ○ ○
CLEANING	○ ○ ○ ○ ○
SANDING	○ ○ ○ ○ ○

FOR TOOL COMPATIBILITY REFER TO PAGE 228

CUP GRINDERS FOR CG125



Substrate / Material	UNIVERSAL
Recommended Product	EXTREME CG COMFORT
Blade x Bore	125 x 22,23mm
Item No.	70184602648
Page reference	54

CG 125

Item No.	70184628733
EAN	5450248396475
Price (€)	###,##



2.4HP



1.8kW



230v

Supply voltage	230v / 1~
Power	1.8kW / 2.4HP
Working width	125mm
Number and Ø of head	1 x 125mm
Number of tools	1
Tool connection	bore 22.23mm
Disc rotation speed RPM	10.000min ⁻¹
Vacuum hose connection	38mm
Weight	5,9kg

CG 180

Item No.	70184601171
EAN	5450248702696
Price (€)	###,##



3.4HP



2.5kW



230v

Supply voltage	230v / 1~
Power	2.5kW / 3.4HP
Working width	180mm (or 125mm)
Number and Ø of head	1 x 180mm
Number of tools	1
Tool connection	bore 22.23mm
Disc rotation speed RPM	9.500min ⁻¹
Vacuum hose connection	38mm
Weight	8,4kg

FLOOR GRINDERS



The Norton Clipper Floor grinders are designed to put you in control. They are robust, versatile and safe to use machines to grind and polish various types of floor surfaces. These machines are equipped with rotating discs, PCD wings, diamond wings or pads that efficiently remove coatings, adhesives and imperfections from the surface, resulting in smooth and aesthetically pleasing floors. Floor grinders come in various sizes and configurations, making them suitable for a wide range of applications from small to large residential projects.

They are widely used in construction, renovation, and maintenance projects for :

- Removal of coatings and adhesives
- Surface preparation
- Surface leveling and repair
- Concrete polishing





FLOOR GRINDING


250 mm	280 mm	400 mm	450 mm	550 mm
Working width (mm)	Working width (mm)	Working width (mm)	Working width (mm)	Working width (mm)
ELECTRIC	NEW ELECTRIC	NEW ELECTRIC	NEW ELECTRIC	NEW ELECTRIC
3HP 2.2kW 230v	3HP 2.2kW 230v 2HP 1.5kW 110v	5.2HP 4kW 400v	3HP 2.2kW 230v 2HP 1.5kW 110v	3HP 2.2kW 230v
CG 252	CG 280	CG 400	CG 450 UNO	CG 550 UNO



 <p>550 mm</p> <p>Working width (mm)</p>	 <p>650 mm</p> <p>Working width (mm)</p>	 <p>430 mm</p> <p>Working width (mm)</p>	 <p>430 mm</p> <p>Working width (mm)</p>	 <p>430 mm</p> <p>Working width (mm)</p>
				
NEW ELECTRIC	NEW ELECTRIC	NEW ELECTRIC	NEW ELECTRIC	NEW ELECTRIC
 5.5HP  4.1kW  400v	 10HP  7.5kW  400v	 2HP 2HP  1.5kW 1.5kW  230v 110v	 3HP 2HP  2.2kW 1.5kW  230v 110v	 3HP 2HP  2.2kW 1.5kW  230v 110v
CG 550	CG 650	CG CLEAN 430	CG MULTI 430	CG WOOD 430

CG 252

An economical choice: The 250mm single disc grinder boasts a lightweight, compact design that's effortlessly transportable due to its foldable arm. Perfect for minor tasks, yet it packs a punch in terms of power. Its 90° adjustable grinding head and detachable front guard make it adept at tackling hard-to-reach areas. Suitable for use with both grinding discs and wings.



FOLDABLE ARM FOR TRANSPORT



THE GRINDING HEAD CAN BE ORIENTED AT 90° & THE FRONT OF THE GUARD REMOVED.



APPLICATIONS

FLOOR PREPARATION	● ● ● ○ ○
POLISHING	○ ○ ○ ○ ○
CLEANING	○ ○ ○ ○ ○
SANDING	○ ○ ○ ○ ○

FOR TOOL COMPATIBILITY REFER TO PAGE 228

OPTIONAL

QUICK FASTEN TOOL SYSTEM

OPTIONAL PLATE ALSO FEATURING QUICK FASTEN TOOL SYSTEM
ITEM N°: 310595882

PRODUCT DATA

Item No.	70184694290	Supply voltage	230V / 1~	Tool connection	Screws or quick fasten
EAN	5450248596608	Power	2.2kW / 3HP	Disc rotation speed, RPM	1410min ⁻¹
Price (€)	###,##	Working width	250mm	Vacuum hose connection	45mm
		Number and Ø of head	1 x 250mm	Dimensions (LxWxH)	1180 x 520 x 1150mm
		Number of tools	1 disc or 4 wings	Weight	60kg



3HP



2,2kW



230V

NEW

CG 280

The 280mm single disc grinder combines a compact design with high efficiency, ensuring easy transportation and accessibility to tight and challenging spaces. With its pivotable head and a tool cart featuring guided wheels on both sides, the CG280 can swiftly be converted into an efficient edge grinder.



EASY HANDLE ADJUSTMENT / FOLDABLE



DETACHABLE HEAD FROM FRAME

SWINGING OR FIXED HEAD (soft or aggressive grinding)



ALIGNMENT OF WHEELS WITH THE WALL



REMOVABLE SIDE GUARD

EDGE GRINDING LEFT & RIGHT

DEAD MAN HANDLE

SELECTION OF THE WORKING ROTATION DIRECTION (clock / counterclockwise)



WORKING HOURS COUNTER

EASY VACUUM CONNECTION

QUICK FASTEN TOOL SYSTEM

APPLICATIONS

FLOOR PREPARATION	● ● ● ● ● ●
POLISHING	○ ○ ○ ○ ○ ○
CLEANING	○ ○ ○ ○ ○ ○
SANDING	○ ○ ○ ○ ○ ○

FOR TOOL COMPATIBILITY REFER TO PAGE 228

*Available in 110V

PRODUCT DATA

Item No.	70184632723	Supply voltage	230v / 1~	Tool connection	Quick fasten
EAN	5450248826491	Power	2.2kW / 3HP	Disc rotation speed, RPM	1400min ⁻¹
Price (€)	###,##	Working width	280mm	Vacuum hose connection	40mm
		Number and Ø of head	1 x 280mm	Dimensions (LxWxH)	650 x 325 x 790mm
		Number of tools	6	Weight	70kg



3HP



2.2kW



230V

NEW CG 400

The 400mm single disc grinder, powered by a 400V supply, offers superior performance while remaining easily transportable and adept at accessing tight spaces. With its adjustable head and the tool cart equipped with guided wheels on both sides, the CG400 can quickly transition into an efficient edge grinder. This versatility establishes it as the go-to grinder for professional floor preparation.



APPLICATIONS

FLOOR PREPARATION	● ● ● ● ●
POLISHING	○ ○ ○ ○ ○
CLEANING	○ ○ ○ ○ ○
SANDING	○ ○ ○ ○ ○

FOR TOOL COMPATIBILITY REFER TO PAGE 228

PRODUCT DATA

Item No.	70184632733	Supply voltage	400V / 3~	Tool connection	Quick fasten
EAN	5450248826514	Power	4kW / 5.2HP	Disc rotation speed, RPM	1410 min ⁻¹
Price (€)	###,##	Working width	400mm	Vacuum hose connection	40mm
		Number and Ø of head	1 x 400mm	Dimensions (LxWxH)	780 x 450 x 790mm
		Number of tools	8	Weight	84kg



NEW

CG 450 UNO

Despite its compact size, the three-headed CG 450 UNO machine excels in grinding and polishing, thanks to its advanced Dual Cut Technology (DCT) system and a market-exclusive full metal gearbox. Offering unparalleled value for the cost, the CG 450 UNO can also be enhanced with a wide range of optional accessories.



DUAL CUTTING (ON / OFF)
ON : Allows rotation of the tool holder only. Very aggressive and effective for surface preparation

OFF: Allows rotation of the tool holder and the planetary in counter-rotating mode. Ideal for polishing

EASY HANDLE ADJUSTMENT

FOLDABLE HANDLE

DEAD MAN HANDLE

LIGHT FRAME

EASY VACUUM CONNECTION

WORKING HOURS COUNTER

SELECTION OF THE WORKING ROTATION DIRECTION (clock / counterclockwise)

QUICK FASTEN TOOL SYSTEM

FULL METAL GEAR BOX

APPLICATIONS

FLOOR PREPARATION	● ● ● ● ○
POLISHING	● ● ● ● ○
CLEANING	● ● ○ ○ ○
SANDING	○ ○ ○ ○ ○

FOR TOOL COMPATIBILITY REFER TO PAGE 228

OPTIONAL



BLACK WATER TANK (8L)
 ITEM N°: 310593070

ADDITIONAL WEIGHT
 ITEM N°: 310593025

VELCRO ADAPTOR FOR RESIN PADS & NW
 ITEM N°: 310593073

*Available in 110V

PRODUCT DATA

Item No.	70184632735	Supply voltage	230V / 1~	Tool connection	Quick fasten
EAN	5450248826521	Power	2.2kW / 3HP	Disc rotation speed, RPM	800 min ⁻¹
Price (€)	###,##	Working width	450mm	Vacuum hose connection	40mm
		Number and Ø of head	3 x 200mm	Dimensions (LxWxH), mm	730 x 455 x 1180mm
		Number of tools	9 or 3	Weight	117kg



3HP



2.2kW



230V


NEW CG 550 UNO

The CG 550 UNO boasts similar technical features to the CG 450 UNO but has a working width of 550mm. This three-head machine excels in grinding and polishing, equipped with the Dual Cut Technology (DCT) system and a market-exclusive full metal gearbox. Additionally, a wide range of optional accessories is available to enhance its functionality.



DUAL CUTTING (ON / OFF)
ON : Allows rotation of the tool holder only. Very aggressive and effective for surface preparation

OFF: Allows rotation of the tool holder and the planetary in counter-rotating mode. Ideal for polishing



APPLICATIONS

FLOOR PREPARATION	● ● ● ● ○
POLISHING	● ● ● ● ○
CLEANING	● ● ○ ○ ○
SANDING	○ ○ ○ ○ ○

FOR TOOL COMPATIBILITY REFER TO PAGE 228

OPTIONAL



BLACK WATER TANK (8L)
 ITEM N°: 310593070

ADDITIONAL WEIGHT
 ITEM N°: 310593025

VELCRO ADAPTOR FOR RESIN PADS & NW
 ITEM N°: 310593073

PRODUCT DATA

Item No.	70184632737	Supply voltage	230V / 1~	Tool connection	Quick fasten
EAN	5450248826545	Power	2.2kW / 3HP	Disc rotation speed, RPM	800min ⁻¹
Price (€)	###.##	Working width	550mm	Vacuum hose connection	40mm
		Number and Ø of head	3 x 200mm	Dimensions (LxWxH)	900 x 560 x 1180mm
		Number of tools	9 or 3	Weight	122kg



NEW

CG 550

The CG 550, a 400V machine, is engineered for demanding tasks. Equipped with three heads, the Dual Cut Technology (DCT) system, a sturdy frame, a full metal gearbox, an ergonomic handle, adjustable speed, and a 46L water tank, it ensures premium, effortless outcomes.



APPLICATIONS

FLOOR PREPARATION	● ● ● ● ● ●
POLISHING	● ● ● ● ● ●
CLEANING	● ○ ○ ○ ○ ○
SANDING	○ ○ ○ ○ ○ ○

FOR TOOL COMPATIBILITY REFER TO PAGE 228

OPTIONAL



VELCRO ADAPTOR FOR RESIN PADS & NW
ITEM N°: 310593073

ADJUSTABLE WEIGHTS
ITEM N°: 310593066

PRODUCT DATA

Item No.	70184632738	Supply voltage	400V / 3~	Tool connection	Quick fasten
EAN	5450248826552	Power	4.1kW / 5.5HP	Disc rotation speed, RPM	600 -1000min ⁻¹
Price (€)	###,##	Working width	550mm	Vacuum hose connection	40mm
		Number and Ø of head	3 x 200mm	Dimensions (LxWxH)	1200 x 570 x 1250mm
		Number of tools	9 or 3	Weight	220kg



5.5HP



4.1kW



400V

NEW CG 650

The CG 650 stands as the most formidable machine within the Norton Clipper floor grinding lineup. Mirroring the design and robust features of the CG 550, it's tailored for demanding tasks. With three heads, the Dual Cut Technology (DCT) system, a sturdy frame, an all-metal gearbox, an ergonomic handle, adjustable speed, and a 46L water tank, it ensures superior, seamless outcomes for expansive projects.



APPLICATIONS

FLOOR PREPARATION	● ● ● ● ● ● ● ● ● ●
POLISHING	● ● ● ● ● ● ● ● ● ●
CLEANING	● ○ ○ ○ ○ ○ ○ ○ ○ ○ ○
SANDING	○ ○ ○ ○ ○ ○ ○ ○ ○ ○

FOR TOOL COMPATIBILITY REFER TO PAGE 228

OPTIONAL



ADJUSTABLE WEIGHTS
 ITEM N°: 310593067

VELCRO ADAPTOR FOR RESIN PADS & NW
 ITEM N°: 310593074

PRODUCT DATA

Item No.	70184632747	Supply voltage	400V / 3~	Tool connection	Quick fasten
EAN	5450248826705	Power	7.5kW / 10HP	Disc rotation speed, RPM	600-1300min ⁻¹
Price (€)	###.##	Working width	650mm	Vacuum hose connection	40mm
		Number and Ø of head	3 x 240mm	Dimensions (LxWxH)	1200 x 690 x 1210mm
		Number of tools	16, 9 or 3	Weight	400kg



NEW CG MULTI 430

The CG MULTI 430 stands out as the most adaptable machine in the lineup. Beyond grinding and polishing, it's suitable for floor preparation, cleaning, and even wood sanding due to its specialized and standard-included tool holders. Its wheels can either elevate or touch the floor based on the specific task. This unique versatility, unmatched in the market, makes it perfect for rental needs.

INCLUDED



PLANETARY FOR WINGS



VELCRO ADAPTOR FOR RESIN & NW FINISH PADS AND SANDING DISKS



NONWOVEN PAD HOLDER



OPTIONAL



ADDITIONAL WEIGHT ITEM N°: 310593025

***Available in 110V**

APPLICATIONS

FLOOR PREPARATION	●	●	●	○	○
POLISHING	●	●	●	○	○
CLEANING	●	●	●	○	○
SANDING	●	●	●	○	○

FOR TOOL COMPATIBILITY REFER TO PAGE 228

PRODUCT DATA

Item No.	70184632739	Supply voltage	230V / 1~	Tool connection	Easy fasten
EAN	5450248826569	Power	2.2kW / 3HP	Disc rotation speed, RPM	800min ⁻¹
Price (€)	###,##	Working width	430mm	Vacuum hose connection	40mm
		Number and Ø of head	Planetary: 3 heads x 140 Pad holder: 1 x 420	Dimensions (LxWxH)	700 x 460 x 1320mm
		Number of tools	9, 3 or 1	Weight	83kg



3HP



2.2kW



230V

NEW CG WOOD 430

The CG WOOD 430 boasts a counter-rotating planetary sander equipped with four heads and a Nonwoven pad holder, making it the optimal choice for pre-grinding, sanding, oiling, brushing, and finishing hardwood and parquet flooring. Powered by a robust 4HP engine and characterized by its user-friendly and safe operation, it stands out as a multifaceted sander.


INCLUDED



NONWOVEN PAD HOLDER



4 HEADS PLANETARY



DEAD MAN HANDLE

EASY HANDLE ADJUSTMENT

FOLDABLE HANDLE

DUAL WORKING MODE: EITHER GROUNDED WHEELS WITH PLANETARY HEADS OR LIFTED WHEELS WITH MONO BRUSH



NON-MARKING AND LIFTABLE WHEELS



METAL GEAR BOX

APPLICATIONS

FLOOR PREPARATION	○ ○ ○ ○ ○
POLISHING	○ ○ ○ ○ ○
CLEANING	● ● ● ○ ○
SANDING	● ● ● ● ●

FOR TOOL COMPATIBILITY REFER TO PAGE 228

***Available in 110V**

PRODUCT DATA

Item No.	70184632746	Supply voltage	230V / 1~	Tool connection	Easy fasten
EAN	5450248826699	Power	2.2kW / 3HP	Disc rotation speed, RPM	140 min ⁻¹
Price (€)	###.##	Working width	430mm	Vacuum hose connection	40mm
		Number and Ø of head	Planetary: 4 heads x 150 Pad holder 1 x 420	Dimensions (LxWxH)	630 x 420 x 1250mm
		Number of tools	4, 1	Weight	50kg

3HP
 2.2kW
 230V

NEW CG CLEAN 430

The CG CLEAN 430 is a versatile single-brush unit, perfect for tasks like dewaxing, shining, and micro-sanding, while also being gentle enough for delicate surfaces like carpets and rugs. Its head seamlessly adapts to both even and uneven floors. Thanks to the roto-orbital mechanism with high-frequency oscillations, the machine offers both stability and easy maneuverability. Additionally, the quick-detach feature of the head, combined with dual handles, ensures easy transportation without compromising on durability and sturdiness.

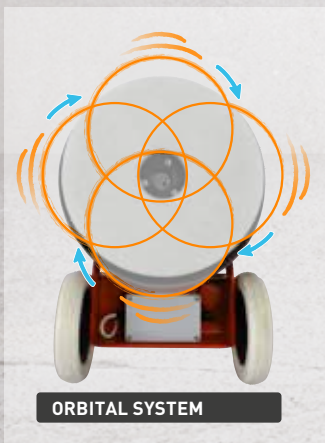
INCLUDED



NONWOVEN PAD HOLDER



CLEANING BRUSH



ORBITAL SYSTEM



DEAD MAN HANDLE

MANUAL WATER RELEASE



NON-MARKING AND LIFTABLE WHEELS



QUICK RELEASE SYSTEM AND HANDLES FOR EASY TRANSPORTATION

APPLICATIONS

FLOOR PREPARATION	○ ○ ○ ○ ○
POLISHING	○ ○ ○ ○ ○
CLEANING	● ● ● ● ●
SANDING	○ ○ ○ ○ ○

FOR TOOL COMPATIBILITY REFER TO PAGE 228

*Available in 110V

PRODUCT DATA

Item No.	70184632740
EAN	5450248826576
Price (€)	###,##

Supply voltage	230V / 1~
Power	1.5kW / 2HP
Working width	430mm
Number and Ø of head	Brush: 1 x 430 NW pad holder: 1 x 420
Number of tools	1

Tool connection	Screwed
Disc rotation speed, RPM	1400 min ⁻¹
Vacuum hose connection	40mm
Dimensions (LxWxH)	630 x 430 x 1280mm
Weight	40kg



TOOLS



The Norton Clipper tool collection is created to put you in control. From concrete grinding to fine polishing, our selection ensures a result you can be confident in.

With tools from PCD wings to cleaning brushes, our complete range offers a solution for:

- Concrete preparation and grinding
- Finishing and Polishing
- Cleaning
- Wood Sanding






CONCRETE FLOORING



FLOOR PREPARATION/REMOVAL













CG PREP WINGS

-  2*1/2 PCD
-  1 segment + 1/2 PCD
-  2 segments + 2*1/2 PCD

PAGE 251

GRINDING







CG GRIND WINGS

	SOFT CONCRETE	MEDIUM CONCRETE	HARD CONCRETE
#16/20			
#30/40			
#60/70			
#120/140			

PAGE 253

POLISHING

CG POLISH RESIN PADS

	ø75mm	ø140mm
#60		
#120		
#220		
#400		
#800		
#1500		

PAGE 256

FINISHING

CG FINISH NW PADS

	ø140mm	ø200mm	ø240mm	ø430mm
#800				
#1500				
#3000				

PAGE 256

CHEMICALS

CONCRETE HARDENER

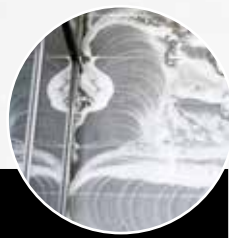


CONCRETE GUARD






PAGE 257

CLEANING





CG CLEAN BRUSH

-  Soft brush
-  Medium brush
-  Hard brush

PAGE 258

BEARTEX FLOOR PADS

-  Stripping
-  Scrubbing
-  Cleaning
-  Polishing
-  Buffing

PAGE 259

WOOD FLOORING



SANDING

SELF-GRIP DISCS H231

- #36
- #40
- #50
- #60
- #80
- #100
- #120
- #150
- #180
- #240



PAGE 261

SCREENING

SCREENBAK DISCS Q421

- #60
- #80
- #100
- #120
- #150
- #180
- #220



PAGE 261

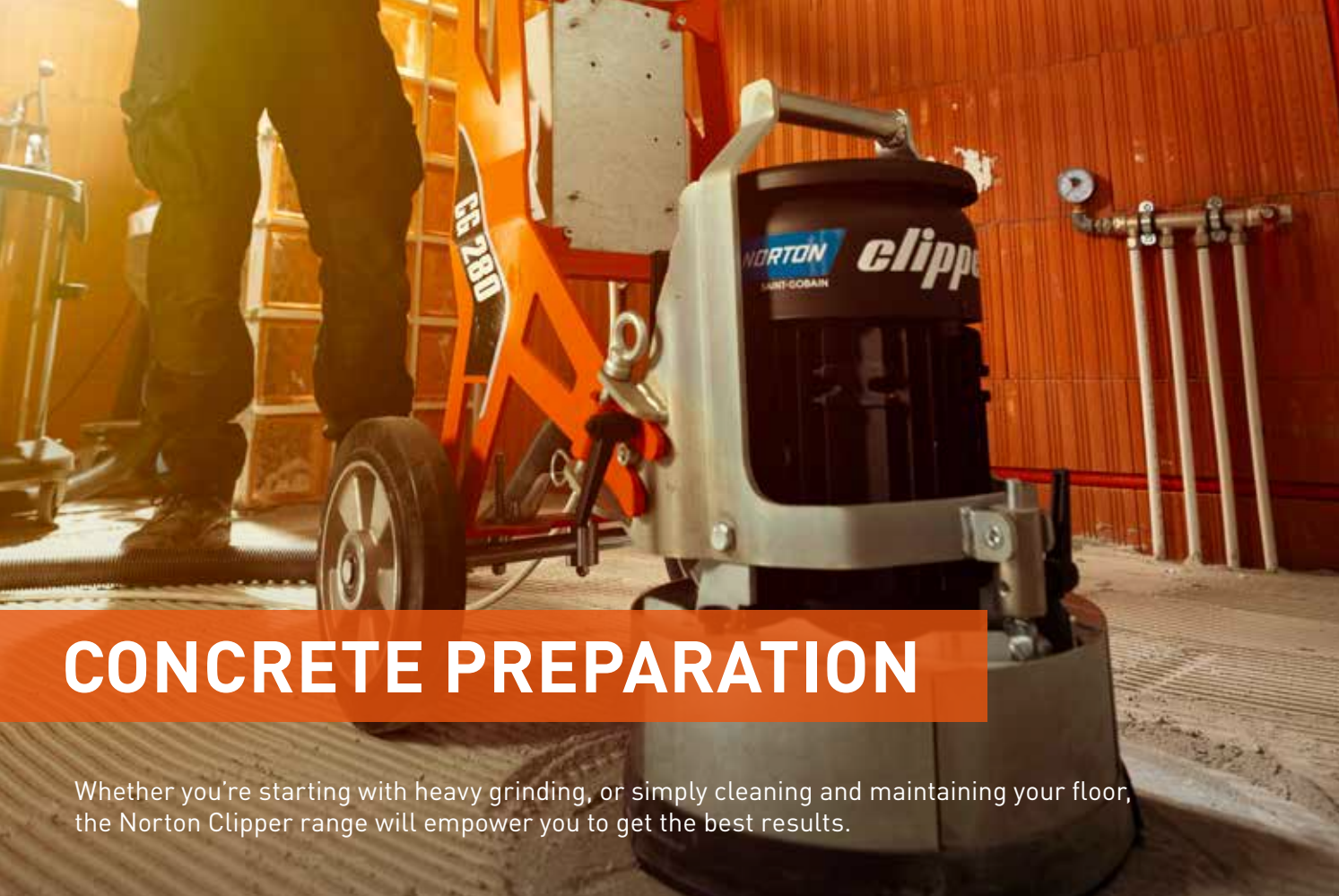
FINISHING AND POLISHING

BEARTEX FLOOR PADS

White Super Gloss



PAGE 262



CONCRETE PREPARATION

Whether you're starting with heavy grinding, or simply cleaning and maintaining your floor, the Norton Clipper range will empower you to get the best results.

THE CONCRETE PREPARATION PROCESS

PREPARE	GRIND	STRENGTHEN	POLISH & FINISH	PROTECT	CLEAN AND MAINTAIN
Before initiating grinding, polishing, or adding any decorative flooring, it's essential to adequately prep the concrete floor surface. This can include mending cracks, addressing gaps, or stripping away pre-existing coatings such as adhesives, glue, tile adhesive, epoxy, or paint.	Concrete grinding typically involves multiple stages to attain a uniform and consistent surface. Initial grinding employs metal-bonded tools with low-grit diamond segments (usually ranging from 20 to 120 grit) to erase flaws and leftover coatings, revealing the concrete aggregates according to the desired finish.	After the grinding phase, a hardener is typically used. This penetrates the concrete, reacting with its free lime to create molecules that fill its natural pores and cavities. The outcome is a densified, dust-proof, and water-resistant concrete with a luminous and glossy finish, ensuring the concrete's durability and extended lifespan.	Polishing is a method that enhances and refines the surface of a concrete floor, giving it a sleek, reflective finish. It typically comes after floor grinding, ensuring a uniform appearance by removing any flaws. This multi-step procedure uses progressively finer grit abrasives in each phase to achieve the targeted smoothness and shine.	Post-polishing, a guard is applied as a protective layer to seal the concrete. It provides a shield against stains, water, humidity, and chemicals, safeguarding the surface and amplifying its look. The result is a more radiant and well-protected concrete surface.	The combination of a monobrush machine, non-woven pads, and cleaning brushes offers a powerful trio of cleaning solutions. The monobrush machine's versatility and ease of use, combined with the gentle yet effective cleaning action of non-woven pads and the targeted scrubbing power of brushes, ensure your floors will sparkle and shine with minimal effort.
CG PREP WINGS	CG GRIND WINGS	CONCRETE HARDENER LITHIUM	CG POLISH RESIN PADS & CG FINISH NW PADS	CONCRETE GUARD LITHIUM	CG CLEAN BRUSH & BEARTEX PADS



FLOOR PREPARATION

STEP 1

Before initiating grinding, polishing, or adding any decorative flooring, it's essential to adequately prep the concrete floor surface. This can include mending cracks, addressing gaps, or stripping away pre-existing coatings such as adhesives, glue, tile adhesive, epoxy, or paint.



TILE GLUE



EPOXY



PAINT



ROUGH CONCRETE

PCD TOOLS ARE EXPERTLY CRAFTED FOR THESE TASKS:

- With sharp edges, PCD segments effectively grind through coatings, making them ideal for significant material removal tasks, like surface levelling or eliminating dense coatings.
- Whereas traditional metal-bonded diamond tools may become clogged when grinding coatings or adhesives, PCD tools provide superior debris clearance and are less susceptible to clogging during the grinding procedure.

CHOOSE THE RIGHT PRODUCT FOR YOUR APPLICATION!



CG PREP WINGS PCD 1

This is the most aggressive option, cutting through thick coatings quickly and efficiently



CG PREP WINGS PCD 2

Combining PCD with 1 diamond segment, these wings are less aggressive than PCD1 wings, leaving a smoother finish thanks to the diamond segment which helps to even out rough scratches left by the PCD.



CG PREP WINGS PCD 3

With two diamond segments, these tools are the ideal choice for lighter stock removal where surface finish is more important.

CG PREP WINGS



Norton Clipper CG Prep wings are ideal for removing old coatings, paint, residue and even smoothing uneven concrete flooring. Made with polycrystalline diamond and diamond segments, Norton Clipper CG Prep wings are available in three options tailored to your application, from heavy stock removal to lighter smoothing. What's more, the quick-fasten system allows you to change tools with ease, minimising downtime.

- **Made of :** PCD (polycrystalline diamond) and diamond segments
- **Working direction:** counter-clockwise
- **Ideal for :** removing all types of coating such as paint, epoxy, resin, glue, and can also be used to smooth very rough and uneven concrete flooring
- **Fastening system:** Quick Fasten

GRIT	QUANTITY PER BOX	ITEM NO.	EAN	PRICE (€)
CG PREP WINGS PCD 1				
2*1/2 PCD	9	70184632771	5450248827399	###.##
	6	70184633087	5450248833406	###.##
	4	70184633093	5450248833437	###.##

GRIT	QUANTITY PER BOX	ITEM NO.	EAN	PRICE (€)
CG PREP WINGS PCD 2				
1 segment + 1/2 PCD	9	70184632772	5450248827405	###.##
	6	70184633091	5450248833413	###.##
	4	70184633094	5450248833444	###.##

GRIT	QUANTITY PER BOX	ITEM NO.	EAN	PRICE (€)
CG PREP WINGS PCD 3				
2 segments + 2*1/2 PCD	9	70184632773	5450248827412	###.##
	6	70184633092	5450248833420	###.##
	4	70184633095	5450248833451	###.##



PLATE PCD CG 252 RESINS



ONLY FOR CG252
SEE PAGE 236

- For removal of paints, resins, elastic glues, and other flexible materials.
- PolyCrystalline Diamond (PCD) plate designed for the fast removal of glue, epoxy, resins & paint.

NAME	PCD ELEMENTS	ITEM No.	EAN	PRICE (€)
PCD CG 252	12pcs	70184603278	5450248753834	###.##



GRINDING

STEP 2

Concrete grinding typically involves multiple stages to attain a uniform and polished surface. Initial grinding employs metal-bonded tools with low-grit diamond segments (usually ranging from 20 to 120 grit) to erase flaws and leftover coatings, revealing the concrete aggregates according to preference.

DIAMOND WINGS ARE PERFECT FOR THIS APPLICATION:

- Made of abrasive diamond particles embedded in a metal bond, they provide excellent material removal capabilities and durability.
- The complete range of grind wings offers a solution for soft, medium and hard concrete flooring. This versatile range empowers you to work with a tailored tool for your application, floor type and desired finish.

CHOOSE THE RIGHT BOND !

To get the most out of your tools, it's important to select the right product for the concrete hardness. The best way to measure the hardness of your floor is by using a "Mohs kit". However if you don't know the hardness of the floor, you can start with a tool for medium concrete and either move up or down depending on performance.

If the tool cuts aggressively but is wearing down very quickly and producing a lot of dust, it's likely that you need to switch to a tool for **soft concrete**.

If you find that the tools aren't cutting well and are sliding on the surface, it's often likely that you need to switch to a tool for **hard concrete**.

CG GRIND WINGS

GRIT	CG GRIND WINGS SOFT CONCRETE	CG GRIND WINGS MEDIUM CONCRETE	CG GRIND WINGS HARD CONCRETE
#18/20	●	●	●
#30/40	●	●	●
#60/80	●	●	●
#120/150	●	●	●



CG GRIND WINGS



Norton Clipper CG Grind wings provide excellent material removal and long life. Available in various bond hardness and grit sizes, this versatile range enables you to find the perfect solution for your application and concrete hardness with our easy-to-navigate colour coded selection. The quick-fasten system allows you to change tools with ease, minimising downtime.

- **Ideal for :** preparing the floor, levelling out unevenness, stripping away thin layers such as paint, or exposing the aggregate prior to polishing the concrete.
- **Made of :** diamond powder in a metal bond
- **Fastening system:** Quick Fasten

GRIT	QUANTITY PER BOX	ITEM NO.	EAN	PRICE (€)
CG GRIND WINGS SOFT - SOFT CONCRETE				
16/20	9	70184632786	5450248827542	###.##
	6	70184633096	5450248833499	###.##
	4	70184633100	5450248833536	###.##
30/40	9	70184632787	5450248827559	###.##
	6	70184633097	5450248833505	###.##
	4	70184633101	5450248833543	###.##
60/70	9	70184632788	5450248827566	###.##
	6	70184633098	5450248833512	###.##
	4	70184633102	5450248833550	###.##
120/140	9	70184632789	5450248827573	###.##
	6	70184633099	5450248833529	###.##
	4	70184633103	5450248833567	###.##
CG GRIND WINGS MEDIUM - MEDIUM CONCRETE				
16/20	9	70184632790	5450248827580	###.##
	6	70184633104	5450248833604	###.##
	4	70184633108	5450248833642	###.##
30/40	9	70184632791	5450248827597	###.##
	6	70184633105	5450248833611	###.##
	4	70184633109	5450248833659	###.##
60/70	9	70184632792	5450248827603	###.##
	6	70184633106	5450248833628	###.##
	4	70184633110	5450248833666	###.##
120/140	9	70184632793	5450248827610	###.##
	6	70184633107	5450248833635	###.##
	4	70184633111	5450248833673	###.##
CG GRIND WINGS HARD - HARD CONCRETE				
16/20	9	70184632794	5450248827627	###.##
	6	70184633112	5450248833574	###.##
	4	70184633116	5450248833710	###.##
30/40	9	70184632795	5450248827634	###.##
	6	70184633113	5450248833581	###.##
	4	70184633117	5450248833727	###.##
60/70	9	70184632796	5450248827641	###.##
	6	70184633114	5450248833697	###.##
	4	70184633118	5450248833734	###.##
120/140	9	70184632797	5450248827658	###.##
	6	70184633115	545024883370	###.##
	4	70184633119	5450248833741	###.##



THE GRD252 S GRINDING PLATES

ONLY FOR CG252

SEE PAGE 236



- The GRD252 S grinding plates are designed for 250mm grinding machines.
- Compatible machines 12 segments fitted on a 4-hole 250mm plate.

DESCRIPTION	NAME	SEGMENTS QTY X W / H / L (mm)	ITEM No.	EAN	PRICE (€)
Hard bond segments for soft floors	GRD252 S SOFT Blue	12x 10/10/40	70184629625	5450248404804	###,##
Medium bond segments for universal floors	GRD252 S MEDIUM Green	12x 10/10/40	70184627119	5450248372684	###,##
Soft bond segments for hard floors	GRD252 S HARD Red	12x 10/10/40	70184629626	5450248404811	###,##



THE GDR252 GRINDING PLATES


ONLY FOR CG252

SEE PAGE 236



- The GDR252 grinding plates are designed for heavy, in-depth grinding.
- 20 segments fitted on a 8-hole 250mm plate.

DESCRIPTION	NAME	SEGMENTS QTY X W / H / L (mm)	ITEM No.	EAN	PRICE (€)
Hard bond segments for soft floors	GRD252 SOFT Blue	25x 10/10/40	70184627116	5450248372646	###,##
Medium bond segments for universal floors	GRD252 MEDIUM Green	25x 10/10/40	70184627117	5450248372653	###,##
Soft bond segments for hard floors	GRD252 HARD Red	25x 10/10/40	70184627118	5450248372677	###,##



POLISHING


STEP 3

Polishing is a method that enhances and refines the surface of a concrete floor, giving it a sleek, reflective finish. It typically comes after floor grinding, ensuring a uniform appearance by removing any flaws. This multi-step procedure uses progressively finer grit abrasives in each phase to achieve the targeted smoothness and shine.



POLISHING RESIN BOND TOOLS:

- They offer a balance between cutting efficiency and surface refinement. Aggressive enough to smooth out the marks left by coarse grinding and soft enough to further refine/polish the surface
- As the polishing process progresses, finer grit resin bond tools are used to gradually achieve a smoother and more polished finish on the concrete surface.



FINISHING NON-WOVEN TOOLS:

- Used in the final stages of polishing concrete to achieve a higher level of shine and gloss.
- Also ideal to obtain a polished concrete with a glossy finish without exposing the aggregate
- Flexible and gentle on the concrete and help bring out its natural luster while removing any remaining surface marks



CG POLISH RESIN PADS



Resin bond pads offer a perfect balance between cutting efficiency and surface refinement, aggressive enough to smooth out scratches from previous grinding steps whilst also soft enough to refine and polish the surface. The hook and loop system enables you to switch between products quickly and efficiently.

- **Made of :** diamond powder in a resin bond
- **Fastening system:** Hook and loop
- **Ideal for :** polishing concrete.
Can be used wet or dry.

DIAMETER (mm)	GRIT	THICKNESS (mm)	BOX QTY	ITEM NO.	EAN	PRICE (€)
75	60	10	9	70184632798	5450248827917	###.##
	120	10	9	70184632799	5450248827924	###.##
	220	10	9	70184632800	5450248827931	###.##
	400	10	9	70184632801	5450248827948	###.##
	800	10	9	70184632802	5450248827955	###.##
	1500	10	9	70184632803	5450248827962	###.##
140	60	5	3	70184632810	5450248827979	###.##
	120	5	3	70184632811	5450248827986	###.##
	220	5	3	70184632812	5450248827993	###.##
	400	5	3	70184632813	5450248828006	###.##
	800	5	3	70184632814	5450248828013	###.##
	1500	5	3	70184632815	5450248828020	###.##



CG FINISH NW PADS



These non-woven pads are ideal in the final stages to achieve a highly polished and glossy surface. With flexible non-woven material and resin bonds with diamond grit, these products are flexible and gentle on the surface whilst refining and removing any remaining surface marks. The easy-to-use hook and loop fastening system attaches directly to the machine plate, enabling you to switch quickly between products with ease.

- **Made of :** non woven pads with resin bond and diamond grit
- **Fastening system:** Hook and loop
- **Ideal for :** Obtaining a polished concrete surface and refining marks left from previous steps to leave a high quality finish without exposing under-lying aggregate.

DIAMETER (mm)	GRIT	BOX QTY	ITEM NO.	EAN	PRICE (€)
140	800	3	70184632818	5450248827795	###.##
	1500	3	70184632819	5450248827801	###.##
	3000	3	70184632820	5450248827818	###.##
200	800	3	70184632821	5450248827825	###.##
	1500	3	70184632822	5450248827832	###.##
	3000	3	70184632823	5450248827849	###.##
240	800	3	70184632824	5450248827856	###.##
	1500	3	70184632825	5450248827863	###.##
	3000	3	70184632826	5450248827870	###.##
430	800	1	70184632827	5450248827887	###.##
	1500	1	70184632828	5450248827894	###.##
	3000	1	70184632829	5450248827900	###.##



CHEMICALS

Using chemicals like hardener and guard/sealer in floor grinding is essential to reinforce and protect the concrete and therefore extending its lifespan and reducing maintenance costs in high-traffic areas.

After the grinding phase, a hardener is typically used. This penetrates the concrete, reacting with its free lime to create molecules that fill its natural pores and cavities. The outcome is a densified, dust-proof, and water-resistant concrete with a luminous and glossy finish, ensuring the concrete's durability and extended lifespan.



Post-polishing, a guard is applied as a protective layer to seal the concrete. It provides a shield against stains, water, humidity, and chemicals, safeguarding the surface and amplifying its look. The result is a more radiant and well-protected concrete surface.



CONCRETE HARDENER LITHIUM

The Norton Clipper Concrete Hardener creates a densified, dust-proof, and water-resistant concrete with a luminous and glossy finish, giving you confidence in your floor's durability and lifespan.



SIZE	BOX QTY	ITEM NO.	EAN	PRICE (€)
5l	1	70184632998	5450248833796	###.##

CONCRETE GUARD LITHIUM

Providing a shield against stains, water, humidity, and chemicals, the Concrete Guard will safeguard and protect your floor for the future.



SIZE	BOX QTY	ITEM NO.	EAN	PRICE (€)
5l	1	70184632999	5450248833802	###.##

CLEANING

The combination of a monobrush machine, non-woven pads, and brushes offers a powerful trio of cleaning solutions. The monobrush machine's versatility and ease of use, combined with the gentle yet effective cleaning action of non-woven pads and the targeted scrubbing power of brushes, ensure your floors will sparkle and shine with minimal effort.

- Brushes are used for heavy-duty cleaning and scrubbing tasks. They are effective at removing tough dirt, grime, and stains from floors and other hard surfaces.
- Non-woven pads are generally used on monobrush machines for lighter cleaning and polishing applications. They are effective at removing light scuffs, restoring shine, and polishing surfaces like wood, marble, or tile. Non-woven pads are often used in retail spaces, schools, or residential areas for regular floor maintenance and polishing.

Both are available in different levels of coarseness and softness to suit various cleaning and polishing tasks.

CG CLEAN BRUSH



Whether you're cleaning delicate indoor carpets or tough outdoor patios, the CG Clean brushes designed for either the CG Clean 430 or the CG MULTI 430 will help you achieve a sparkling finish.

- The **CG Clean Brush Soft** is ideal for more delicate surfaces such as carpets, gently scrubbing to remove dirt and grime without damaging the flooring
- The **CG Clean Brush Medium** is a versatile solution for all flooring types where light to medium cleaning is required
- The **CG Clean Brush Hard** is the perfect choice for heavy duty cleaning jobs, such as terracotta, rough concrete and outdoor patios







DIAMETER (mm)	MACHINE COMPATIBILITY	FASTENING SYSTEM	BOX QTY	ITEM NO.	EAN	PRICE (€)
CG CLEAN BRUSH SOFT						
430 mm	CG MULTI 430	Quick fastening	1	70184632830	5450248828099	###.##
	CG CLEAN 430	Screw fastening	1	70184632995	5450248830894	###.##
CG CLEAN BRUSH MEDIUM						
430 mm	CG MULTI 430	Quick fastening	1	70184632831	5450248828105	###.##
	CG CLEAN 430	Screw fastening	1	70184632996	5450248830900	###.##
CG CLEAN BRUSH HARD						
430 mm	CG MULTI 430	Quick fastening	1	70184632832	5450248828112	###.##
	CG CLEAN 430	Screw fastening	1	70184632997	5450248830917	###.##



BEARTEX FLOOR PADS



Beartex offers a wide range of floor pads from stripping right through to mirror gloss finishing. Beartex pads are ideal for use on monobrush machines for lighter cleaning and polishing applications. They are highly effective at removing light scuffs, restoring shine, and polishing surfaces like wood, marble, or tile.

DIM (mm)	GRIT	PACK QUANTITY	ITEM No.	EAN	PRICE (€)	
406 Standard		White Super Gloss	5	63642585892	3157625592858	###,##
		Red Buffer	5	63642585890	3157625592841	###,##
		Beige	5	63642585873	3157625592827	###,##
		Black Super Strip	5	63642585841	3157625592698	###,##
		Green Super Scrub	5	63642585877	3157625592834	###,##
		Blue Super Clean	5	63642585868	3157625592803	###,##



PRODUCT SELECTION

Black Super Strip	A thick pad that is aggressive, durable, & consistent, for wet stripping applications
Green Super Scrub	A heavy duty wet scrubbing pad that will remove the toughest scuff marks in heavily soiled traffic areas
Blue Super Clean	For general duty scrubbing or heavy spray cleaning jobs
Beige / White	For buffing & polishing, good for light traffic areas
Red Buffer	Generally used where a high gloss finish is desired when dry or spray buffing. It can also be used for light cleaning applications
White Super Gloss	A non-abrasive polishing/buffing pad, used dry or with a fine mist to yield a mirror gloss shine





WOOD

WOOD SANDING AND FINISHING



SANDING

COARSE SANDING

Coarse grits (e.g 24 to 60) can be used to remove old finishes, paint and deep scratches whilst also leveling uneven floors.

MEDIUM SANDING

Medium grits (e.g 80 to 120) are used to refine the surface and eliminate imperfections

FINE SANDING

Finer grits (e.g 150 - 220) are used to create a smooth, scratch-free finish to leave you with a beautifully prepared wood floor ready for further treatment or finishing

SCREENING

Mesh-like abrasive screen discs are used to buff the surface before refreshing the floor's topcoat. These discs roughen the surface to allow a new layer of finish or coating to adhere to the floor.

FINISHING AND POLISHING

When a high-shine finish is desired, a non-woven buffing pad is used to achieve a uniform, glossy finish.



SANDING

Wood floor sanding involves three stages: coarse sanding with aggressive grit discs (24-60) to remove old finishes and level the floor; intermediate sanding with medium grit discs (80-120) to refine and correct imperfections; and fine sanding with fine grit discs (150-220) for a smooth, scratch-free surface, prepping the floor for further treatments or finishing.

SELF-GRIP DISCS H231



H231 is ideal for fine sanding on hardwoods or coarse sanding on softwoods. Made of aluminum oxide abrasive, the semi-open/open structure reduces clogging and improves disc life.



DIM (mm)	GRIT	PACK QUANTITY	ITEM No.	EAN	PRICE (€)
150	36	50	63642551458	3157625809703	###,##
	40	100	63642531875	3157620657439	###,##
	50	100	69957360119	3157620657446	###,##
	60	100	63642519158	3157620653905	###,##
	80	100	63642546787	3157620653783	###,##
	100	100	63642531872	3157620653561	###,##
	120	100	63642531871	3157620653349	###,##
	150	100	69957360170	3157620657453	###,##
	180	100	63642536755	3157620657460	###,##
	240	100	63642546797	3157620657477	###,##

SCREENING

The “screen and recoat” or “buff and coat” method is a less invasive alternative to full sanding, used to refresh a wood floor’s topcoat. Using mesh-like screen discs, this process roughens the existing finish, ensuring a new coating adheres well. Ideal for regular maintenance and minor touch-ups, it blends the floor’s field and perimeter for even stain and finish penetration, removing visible lines between areas. The result is a uniform floor appearance. Screening, often paired with a topcoat application, revives the floor’s look and tackles minor flaws without a complete refinish.

SCREENBAK DISCS Q421

These waterproof discs with silicon carbide abrasive work quickly and efficiently with excellent long life.

- Open mesh backing reduces clogging and loading
- Use a non woven pad such as Norton Beartex to mount onto your machine:
- Fast and efficient silicon carbide grain

DIM (mm)	GRIT	PACK QUANTITY	ITEM No.	EAN	PRICE (€)
406	60	10	66261120519	3157620314455	###,##
	80	10	63642536521	3157620314462	###,##
	100	10	66261120517	3157620314479	###,##
	120	10	66261120516	3157620314486	###,##
	150	10	63642536524	3157620314493	###,##
	180	10	63642515105	3157627611816	###,##
	220	10	63642552254	3157622465599	###,##



FINISHING AND POLISHING

When a high-shine finish is desired, a non-woven buffing pad is used to achieve a uniform, glossy finish.

BEARTEX FLOOR PADS

The Norton Beartex White Super Gloss is a non-abrasive polishing/buffing pad, ideal for gently refining, finishing and polishing wooden floors without damaging the surface.

DIM (mm)	GRIT	PACK QUANTITY	ITEM No.	EAN	PRICE (€)
406	White Super Gloss	5	63642585892	3157625592858	###,##



**CONFIDENCE
FROM DAY
ONE**

VACUUMS



Experience hassle-free dust extraction with a complete range of Vacuums. Take control of your environment with confidence with a versatile range of compact, sturdy and efficient machines.








VACUUMS

NEW		NEW	NEW
ELECTRIC	ELECTRIC	ELECTRIC	ELECTRIC
1.35kW 230v DRY WET	2.0kW 230v DRY WET	2.4kW 230v DRY WET	2.4kW 230v DRY WET
CV 270	CV 402	CV 430 P	CV 430 I



 <p>NEW ELECTRIC</p> <p>1.1kW 230v DRY</p> <p>CV 170</p>	 <p>NEW ELECTRIC</p> <p>2.2kW 230v DRY</p> <p>CV 340</p>	 <p>NEW</p> <p>SCV 27</p>
---	---	--



NEW

CV 270

The Norton Clipper CV270 is a compact, robust and easy to use M class vacuum that can be used for wet and dry applications. It is ideal for industrial environments, craftsmen and construction sites. It features an ergonomic and complete control panel including, among other things, a power outlet where your machine or power tool can be plugged, a suction intensity setting and an automatic cleaning switch.



BAG OPTIONS
 10 x Fleece bag
78072756715
 1 x PE Bag
78072756716

OPTIONAL ACCESSORIES

<p>REMOTE CONTROL KIT 78072756756</p> <p>Turn your machine on and off from a distance with this special remote control kit</p>	<p>BOX ADAPTOR KIT 78072756755</p> <p>For Tanos or Sortimo containers, to be placed on top of the vacuum itself</p>	<p>TRANSPORT HANDLE KIT 78072756754</p> <p>A useful accessory for even easier transportation</p>	<p>ANTISTATIC HOSE 5m - 78072757323 7m - 78072757449 10m - 78072757450</p>	<p>ACCESSORIES KIT 78072756753</p> <p>Floor brush, handle, crevice tool, metal extension kit 0.50 cm [2 pieces]</p>
---	--	---	---	--

PRODUCT DATA

Item No.	70184632731	Supply voltage	230V / 1~	Tank material	Plastic
EAN	5450248826507	Power	1.35kW (motor)	Tank capacity	26l
Price (€)	###,##	Application	Dry / Wet	Noise pressure / power,	73,4 dB(A)
		Cleaning	Automatic	Dimensions (LxWxH)	625 x 385 x 545mm
		Airflow	273 m³/h	Weight	21kg
		Vacuum suction	250 mbar	Filtration class	M


CV 402

The CV 402 is a robust and durable extractor, reliable in both wet and dry applications. The 60L tank and removable filter combine to make this machine convenient on any jobsite, easy to maintain and efficient to use.



PRODUCT DATA

Item No.	310436601
EAN	5450248559191
Price (€)	###,##



Supply voltage	230V / 1~
Power	2.0kW (2 motors)
Application	Dry / Wet
Cleaning	Paper bag
Airflow	380 m³/h
Vacuum suction	200 mbar
Filter	3µ

Tank material	PP
Tank capacity	60l
Noise pressure / power,	78 dB(A)
Dimensions (LxWxH)	600 x 540 x 950mm
Weight	21kg
Filtration class	L
Filter bags	Paper (5pcs) - 310387496 Cotton (5pcs) - 310387497



NEW CV 430 P & I

The CV 430 comes in two variants: "P" with a plastic tank and "I" with a stainless steel tank. These are crafted using cutting-edge technology: they boast independent self-cooling motors, a robust tank design, an anti-foam system, an anti-collision trolley, a sturdy grip handle, and direction-adjustable wheels. Suitable for both dry and wet applications, they also feature a unique rear pipe mechanism for hassle-free water discharge.



CV 430 P

Item No.	70184632736				
EAN	5450248826538	2.4kW	230V	DRY	WET
Price (€)	###,##				
Supply voltage	230V / 1~				
Power	2,4kW (2 motor)				
Application	Dry / Wet				
Cleaning	Manual				
Airflow	420 m³/h				
Vacuum suction	247 mbar				
Tank material	PP				
Tank capacity	90l				
Noise pressure / power,	73.1 / 87.5 dB(A)				
Dimensions (LxWxH)	676 x 568 x 911mm				
Weight	30				
Filtration class	-				

CV 430 I

Item No.	70184632741				
EAN	5450248826583	2.4kW	230V	DRY	WET
Price (€)	###,##				
Supply voltage	230V / 1~				
Power	2.4kW (2 motor)				
Application	Dry / Wet				
Cleaning	Manual				
Airflow	420 m³/h				
Vacuum suction	247 mbar				
Tank material	Stainless steel				
Tank capacity	62l				
Noise pressure / power,	73.1 / 87.5 dB(A)				
Dimensions (LxWxH)	676 x 568 x 911mm				
Weight	30				
Filtration class	-				

NEW CV 170


The CV 170 is a compact and vertical vacuum cleaner, HEPA certified, with manual filter cleaning PULSE system using pressure differential ensuring good suction performance with the best possible filtration. The motor in the lower rear part allows a compact, stable and highly maneuverable vacuum. The continuous bag collection system ("longo pack") avoids contamination in the working environment, helping you to maintain a clean working area with minimal hassle.



*Available in 110

PRODUCT DATA

Item No.	70184632742
EAN	5450248826590
Price (€)	###,##





Supply voltage	230V / 1~
Power	1.1kW - 1 by pass motor
Application	Dry
Cleaning	Manual
Airflow	170 m³/h
Vacuum suction	230 mbar

Tank material	Longopac
Tank capacity	-
Noise pressure / power,	78 / 78 dB(A)
Dimensions (LxWxH)	410 x 730 x 1290mm
Weight	39kg
Filtration class	HEPA



NEW

CV 340

The CV 340 is a sturdy, compact and powerful machine. Guaranteed reliability with two by-pass motors, a self-cleaning design and consistent suction when you need it most. This advanced machine also features a multi-filtering system (HEPA AND PTFE), a 2,2kW power outlet, stainless steel casing and a 20L quick release tank, making it an essential vacuum that you can be confident in.



TWO BY-PASS MOTOR WITH AUTOMATIC FILTER CLEANING



POWER OUTLET 2,4KW

TWO HEPA + PTFE FILTERS IN SERIES



PEDAL QUICK RELEASE 20L TANK MOUNTED ON FOUR WHEELS FOR EASY TRANSPORTATION



FOUR WHEELS WITH TWO DIRECTIONABLE



GRIP HANDLE

ANTI COLLISION TROLLEY

INCLUDING:
HOSE 38 x 5000mm
WITH ADAPTER,
WAND, AND BRUSH

*Available in 110V

PRODUCT DATA

Item No.	70184632743	Supply voltage	230V / 1~	Tank material	Stainless steel
EAN	5450248826606	Power	2.2kW -2 by-pass motors	Tank capacity	20L
Price (€)	###,##	Application	Dry	Noise pressure / power,	78 / 78 dB(A)
		Cleaning	Automatic	Dimensions (LxWxH)	540 x 580 x 8505mm
		Airflow	340 m ³ /h	Weight	35kg
		Vacuum suction	230 mbar	Filtration class	HEPA



2.2kW



230V



DRY

NEW

SCV 27

The SCV 27 acts as a cyclonic pre-separator, positioned between the vacuum cleaner and the floor grinder. It significantly boosts the efficiency and capability of your vacuum from day one by collecting and separating large particles, chips, and other substantial debris. This not only enhances the capacity of the dust extractor but also prolongs the lifespan of its filters.



PRODUCT DATA

Item No.	70184632744	Supply voltage	-	Tank material	Stainless steel
EAN	5450248826613	Power	-	Tank capacity	27l
Price (€)	###,##	Application	Dry	Noise pressure / power,	-
		Cleaning	Manual	Dimensions (LxWxH)	390 x 390 x 660mm
		Airflow	-	Weight	10kg
		Vacuum suction	-	Filtration class	-



DRY



CUTTING DISCS & GRINDING WHEELS

The Norton Clipper range of cutting discs and grinding wheels for portable and fixed machines provide outstanding performance on many building and construction materials.





CUTTING DISCS & GRINDING WHEELS FOR CORDLESS & CONVENTIONAL RIGHT ANGLE GRINDERS



MULTI-PURPOSE



TYPE 27



Cut, grind and surface ALL materials with one single product. No wheel changes are needed when working with different applications and materials. Wheels dedicated for cordless machines have been developed to give minimal resistance when in use. The free cutting action absorbs less energy from the battery.



TYPE	DIA Ø (mm)	TxB (mm)	SPECIFICATION	PK QTY	ITEM No.	EAN	PRICE (€)
27	115	2,2x22,23	C46P-BF27	25	66253371533	5900442855174	###,##
	125	2,2x22,23	C46P-BF27	25	66253371534	5900442855181	###,##



MULTI-PURPOSE



TYPE 41



The Multi-Purpose cutting disc produces less dust, less noise and a precise, straight cut on all materials including metal-inox, stone, aluminium, PVC, ceramics and tiles. One product for all installation jobs.




TYPE	DIA Ø (mm)	TxB (mm)	SPECIFICATION	PK QTY	ITEM No.	EAN	PRICE (€)
115		1,0x22,23	C60T-BF41	25	66253371455	5900442853521	###,##
		1,6x22,23	C46T-BF41	25	66253371456*	5900442853545	###,##
41	125	1,0x22,23	C60T-BF41	25	66253371501	5900442854528	###,##
		1,6x22,23	C46T-BF41	25	66253371502	5900442854542	###,##
		1,9x22,23	C46T-BF41	25	66253371504	5900442854566	###,##


* Made to order



123 - METAL-INOX



TYPE 27



Cutting, light grinding & surfacing with one single product. No wheel changes are needed when working with different applications. Provides an excellent & uniform finish for metal-inox applications.




TYPE	DIA Ø (mm)	TxB (mm)	SPECIFICATION	PK QTY	ITEM No.	EAN	PRICE (€)
27	115	2,2x22,23	A46S-BF27	25	66253371523	5900442854795	###,##
	125	2,2x22,23	A46S-BF27	25	66253371524	5900442854801	###,##

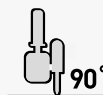




METAL-INOX



TYPE 41



Straight cutting disc providing long life, durability and high material removal for metal and metal-inox applications. Free from iron, sulphur and chloride, the disc eliminates contamination when cutting. Ideal for cutting sheet metal and studs.



TYPE	DIA Ø (mm)	TxB (mm)	SPECIFICATION	PK QTY	ITEM No.	EAN	PRICE (€)
115		1,0x22,23*	A60S-BF41	25	66253371505	5900442854610	###,##
		1,6x22,23*	A46S-BF41	25	66253371506	5900442854627	###,##
		2,5x22,23	A30S-BF41	25	66253371507	5900442854634	###,##
41	125	1,0x22,23*	A60S-BF41	25	66253371508	5900442854641	###,##
		1,6x22,23*	A46S-BF41	25	66253371509	5900442854658	###,##
		2,5x22,23	A30S-BF41	25	66253371510	5900442854665	###,##
180		2,5x22,23	A30S-BF41	25	66253371512	5900442854689	###,##
		1,9x22,23	A46S-BF41	25	66253371513	5900442854696	###,##
230		2,5x22,23	A30S-BF41	25	66253371514	5900442854702	###,##



CORDLESS

TYPE	DIA Ø (mm)	TxB (mm)	SPECIFICATION	PK QTY	ITEM No.	EAN	PRICE (€)
41	115	1,0x22,23*	A60S-BF41 SET**	10***	66252845192	5903112911880	###,##
	125	1,0x22,23*	A60S-BF41 SET**	10***	66252845193	5903112911897	###,##




*CORDLESS

** One metal can/set include 10 pcs Metal-Inox discs

*** Minimum order quantity 10 metal cans/sets

METAL-INOX



TYPE 42



This depressed centre cutting disc provides longer life and high material removal for steel and stainless steel applications. The steel-inox disc is free from iron, sulphur and chloride; eliminating contamination when cutting.



- Extension of our cordless range introducing the 0,8mm thick cut off disc
- Ideal for the growing market of cordless angle grinders
- Fast and effortless, it saves time and machine energy
- Cuts without burrs, burns and with less dust
- Ideal to work inside as it is quieter and makes less sparks
- Shaped T42 for a better contro



TYPE	DIA Ø (mm)	TxB (mm)	SPECIFICATION	PK QTY	ITEM No.	EAN	PRICE (€)
42	115	0,8x22,23	A60Z-BF42	25	66252849196	8719362298100	###,##
	125	0,8x22,23	A60Z-BF42	25	66252849197	8719362298124	###,##

TYPE	DIA Ø (mm)	TxB (mm)	SPECIFICATION	PK QTY	ITEM No.	EAN	PRICE (€)
42	115	3,2x22,23	A30S-BF42	25	66253371515	5900442854719	###,##
	125	3,2x22,23	A30S-BF42	25	66253371516	5900442854726	###,##
	230	3,2x22,24	A30S-BF42	25	66253371518	5900442854740	###,##


* Made to order



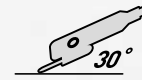


CUTTING DISCS & GRINDING WHEELS FOR CORDLESS & CONVENTIONAL RIGHT ANGLE GRINDERS

METAL-INOX



TYPE 27



These depressed centre grinding wheels provide longer life and high material removal for metal and metal-inox applications. Free from iron, sulphur and chloride, eliminating contamination when grinding.

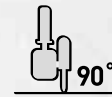
TYPE	DIA Ø (mm)	TxB (mm)	SPECIFICATION	PK QTY	ITEM No.	EAN	PRICE (€)
27	115	6,4x22,23	A 30 P-BF27	10	66253371519	5900442854757	###,##
	125	6,4x22,23	A 30 P-BF27	10	66253371520	5900442854764	###,##
	230	6,4x22,23	A 30 P-BF27	10	66253371522	5900442854788	###,##



STONE



TYPE 41



Straight cutting discs for angle grinders. With silicon carbide grains, the stone cutting wheel produces less dust, noise and material loss as well as a precise cut.


TYPE	DIA Ø (mm)	TxB (mm)	SPECIFICATION	PK QTY	ITEM No.	EAN	PRICE (€)
41	115	2,5x22,2	C 30 R-BF41	25	66252839627	5900442898614	###,##
	125	2,5x22,2	C 30 R-BF41	25	66252839628	5900442898621	###,##
	180	2,5x22,2	C 30 R-BF41	25	66252839629	5900442898638	###,##
	230	3,2x22,2	C 30 S-BF41	25	66252832262	5900442881142	###,##
		2,5x22,2	C 30 R-BF41	25	66252839630	5900442898645	###,##



STONE



TYPE 27



Depressed centre grinding wheels for angle grinders with silicon carbide grains, the stone grinding wheels provide longer life and high material removal.


TYPE	DIA Ø (mm)	TxB (mm)	SPECIFICATION	PK QTY	ITEM No.	EAN	PRICE (€)
27	125	6,0x22,2	C 30 R-BF27	10	66252839632*	5900442898669	###,##
	180	6,0x22,23	C 30 R-BF27	10	66252839633*	5900442898676	###,##
	230	6,0x22,23	C 30 R-BF27	10	66252839634	5900442898683	###,##

* Made to order

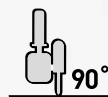




NEW METAL - INOX



TYPE 41




Short and concise range dedicated to metal cutting operations. These discs offer an aggressive price performance ratio.


TYPE	DIA Ø (mm)	TxB (mm)	SPECIFICATION	PK QTY	ITEM No.	EAN	PRICE (€)
41	115	1.0x22.23	A 60 R	25	66252848871	6111252835938	###,##
	115	1.6x22.23	A 46 R	25	66252848872	6111252835945	###,##
	115	2.5x22.23	A 30 R	25	66252848876	6111252835983	###,##
	125	1.0x22.23	A 60 R	25	66252848873	6111252835952	###,##
	125	1.6x22.23	A 46 R	25	66252848874	6111252835969	###,##
	125	2.5x22.23	A 30R	25	66252848877	6111252835990	###,##
	230	1.9x22.23	A 46 R	25	66252848875	6111252835976	###,##
	230	2.5x22.23	A 30R	25	66252848878	6111252836003	###,##



NEW METAL - INOX



TYPE 42



This depressed centre cutting disc provides longer life and high material removal for steel and stainless steel applications.

- Norton Clipper STANDARD cutting and grinding wheels provide customers with a highly competitive solution that is guaranteed by the oSa label.

TYPE	DIA Ø (mm)	TxB (mm)	SPECIFICATION	PK QTY	ITEM No.	EAN	PRICE (€)
42	115	3,2x22,23	A30R	25	66252849252	8013414844742	###,##
	125	3,2x22,23	A30R	25	66252849253	8013414844759	###,##
	230	3,2x22,23	A30R	25	66252849254	8013414844766	###,##



NEW METAL - INOX



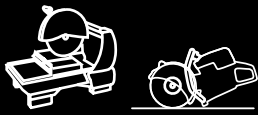
TYPE 27



These depressed centre grinding wheels provide a good removal rate for metal applications. These are great for all rounder grinding operations

TYPE	DIA Ø (mm)	TxB (mm)	SPECIFICATION	PK QTY	ITEM No.	EAN	PRICE (€)
27	115	6.0x22.23	A 24 Q	10	66252848879	6111252836010	###,##
	125	6.0x22.23	A 24 Q	10	66252848880	6111252836027	###,##
	230	6.0x22.23	A 24 Q	10	66252848881	6111252836034	###,##





CUTTING DISCS & GRINDING WHEELS FOR PETROL SAWS & CHOP SAWS

METAL



TYPE 41



Extra reinforced demolition blades for petrol saw cutting machines.

TYPE	DIA Ø (mm)	TxB (mm)	SPECIFICATION	M/S	PK QTY	ITEM No.	EAN	PRICE (€)
	300	3,5x20,0	A 24 R-BF41	80	10	66253371525	5900442854818	###,##
		3,5x25,4	A 24 R-BF41	80	10	66253371526	5900442854825	###,##
41	350	4,0x20,0	A 24 R-BF41	100	10	66253371527	5900442854832	###,##
		4,0x25,4	A 24 R-BF41	100	10	66253371528	5900442854849	###,##
	400	4,0x20,0	A 24 R-BF41	100	10	66253371529	5900442854856	###,##



STONE



TYPE 41



Straight cutting discs for petrol saws. Sharp silicon carbide abrasive optimizes cutting on stone and brick. This wheel provides longer life, quick and straight cutting.

TYPE	DIA Ø (mm)	TxB (mm)	SPECIFICATION	M/S	PK QTY	ITEM No.	EAN	PRICE (€)
41	350	4,0x20,0	C 24 R-BF41	100	10	66252832265*	5900442881173	###,##
		4,0x25,4	C 24 R-BF41	100	10	66252832266*	5900442881180	###,##

* Made to order



METAL



TYPE 41



For light, low horsepower portable machines. Designed with finer grit and soft grade for cutting denser materials like metal bars, tubes & pipes with reinforcements.

TYPE	DIA Ø (mm)	TxB (mm)	SPECIFICATION	M/S	PK QTY	ITEM No.	EAN	PRICE (€)
41	350	3,0x25,4	A 36 P-BF41	80	10	66253371530*	5900442854863	###,##

* Made to order



MULTIPURPOSE



TYPE 41




Straight cutting discs for petrol saws. Sharp silicon carbide grains optimizes cutting all materials including carbon steel, stone, aluminium, PVC, ceramics and tiles. This wheel provides longer life, quick and straight cutting.

TYPE	DIA Ø (mm)	TxB (mm)	SPECIFICATION	M/S	PK QTY	ITEM No.	EAN	PRICE (€)
41	300	3,5x20	C 24 R-BF41	80	10	66252845495	5903112917578	###,##

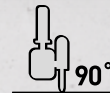




THIN WHEEL SET



TYPE 41



SPECIFIT SET OF 4 +1 FREE STEEL / INOX DISCS

Straight cutting disc providing long life, durability and high material removal for metal and metal-inox applications. Free from iron, sulphur and chloride, the disc eliminates contamination when cutting.

Ideal for cutting sheet metal and studs.



TYPE	DIA Ø (mm)	TxB (mm)	SPECIFICATION	PK QTY	ITEM No.	EAN	PRICE (€)
41	230	1,9x22	A 46S	25	66252847048	6111252835921	###,##



PASS ON THIS LEAFLET TO THOSE USING THE ABRASIVE PRODUCT

The recommendations contained in this leaflet should be followed by all users of abrasive products in the interests of their personal safety

GENERAL PRINCIPLES OF SAFETY

ABRASIVE PRODUCTS IMPROPERLY USED CAN BE VERY DANGEROUS.

- Always follow the instructions provided by the abrasive product and machine supplier.
- Ensure that the abrasive product is suitable for its intended use. Examine all abrasive products for damage or defects before mounting.
- Follow the correct procedures for handling and storage of abrasive products.

Be aware of the hazards likely during the use of abrasive products and observe the recommended precautions to be taken:

- Bodily contact with the abrasive product at operating speed.
- Injury resulting from product breakage during use.
- Grinding debris, sparks, fumes and dust generated by the grinding process.
- Noise.
- Vibration.

Use only abrasive products conforming to the highest standards of safety. The following EN standards provide the essential safety requirements for relevant abrasives products.

- EN12413 for Bonded Abrasives.
- EN13236 for Superabrasives.
- EN13743 for Specific Coated Abrasives (vulcanised fibre discs, flap wheels, flap discs and spindle-mounted flap wheels).

Never use a machine that is not in good working order or one with defective parts.

Employers should carry out a risk assessment on all individual abrasive processes to determine the appropriate protective measures necessary. They should ensure that their employees are suitably trained to carry out their duties.

This leaflet is only intended to provide basic safety recommendations. For more detailed information on the safe use of abrasive products, reference to our comprehensive Safety Codes is strongly recommended.

These are available from FEPA or your National Trade Association:

- FEPA Safety Code for Bonded Abrasives and Precision Superabrasives.
- FEPA Safety Code for Superabrasives for Stone and Construction.
- FEPA Safety Code for Coated Abrasives.

PRECAUTIONS AGAINST LIKELY HAZARDS

NOISE

- Ear protection complying with EN352 is recommended for all applications where the workpiece or machine is hand-held, irrespective of the noise level.
- Ensure that the correct abrasive product is selected. An unsuitable product can produce excessive noise.

VIBRATION

- Processes where the workpiece or machine is hand-held can cause vibration injury.
- Action needs to be taken if tingling, pins and needles or numbness is experienced after 10 minutes continuous use of the abrasive product.
- The effects of vibration are more pronounced in cold conditions so keep the hands warm and exercise hands and fingers regularly. Use modern equipment with low vibration levels.
- Maintain all equipment in good condition and stop the machine and have it checked if excessive vibration occurs.
- Use good quality abrasive products and keep them in good condition during their life.
- Maintain mounting flanges and back-up pads in good condition and replace if worn or distorted.
- Do not grip the workpiece or machine too tightly and do not exert excessive pressure on the abrasive product.
- Avoid continuous use of the abrasive product.
- Use the correct product. An unsuitable product can produce excessive vibration.
- Don't ignore the physical symptoms of vibration - seek medical advice.

BODILY CONTACT WITH THE ABRASIVE PRODUCT

- Always take great care and attention when using abrasive products. Tie back long hair and do not wear loose clothing, ties and jewellery.
- Prevent accidental start-up of the machine before mounting or changing an abrasive product. Isolate machines from their power source where necessary.
- Never remove guards from machines where fitted and ensure they are in good condition and properly adjusted before starting the machine.
- Always use gloves and suitable clothing where the workpiece or machine is hand-held. For gloves, a minimum protection level of EN 388 Category 2 is recommended.
- After switching off the machine, ensure the product has come to rest before leaving the machine unattended.

IMPORTANT NOTICE

Every effort has been made to ensure that all information supplied in this leaflet is accurate and up to date. We cannot accept, however, responsibility for any error or omission, nor for any consequential loss or damage so arising [E & OE].

© FEPA ISSUE June 2015

INJURY CAUSED BY PRODUCT BREAKAGE

- Always handle abrasives with great care, they are easily damaged. Examine all products for defects or damage before use.
- Store abrasives in dry, frost-free conditions avoiding wide variations in temperature. Ensure they are properly protected and supported to prevent damage and distortion.
- Coated abrasives should be stored at 18-22° C, 45-65% relative humidity.
- Abrasive belts should be hung on a rod or peg not less than 50mm diameter.
- Never use an abrasive product beyond its expiry date where marked. Observe the recommended shelf life for the following specific products; Resinoid and Shellac products 3 years, Rubber products 5 years, Vitrified products 10 years.

Check abrasive product or package for any warnings or other safety information:



Not permitted for hand-held machines



Not permitted for wet grinding



Not permitted for face grinding



Do not use if damaged



Only permitted with a back-up pad



Only permitted for wet cutting



Read the instructions



Wear eye protection



Wear hearing protection



Wear gloves



Wear a respirator



Only permitted for use on totally enclosed machines

- Ensure that the correct abrasive product is selected. Never use a product if it cannot be properly identified.
- Follow the instructions provided by the abrasive product or machine supplier when mounting abrasive products. Observe any mounting indications marked on the product such as direction of run or mounting position.
- Never force the abrasive product onto the mounting fixture or modify it to fit.
- Never exceed the maximum operating speed where specified.
- Check that the correct mounting devices are used and that they are undistorted, clean and free from burrs.
- Use mounting blotters where supplied.
- Do not tighten the mounting device excessively.
- After mounting or re-mounting an abrasive product, conduct a trial run at operating speed with the guard in place for at least 30 seconds, standing clear of the machine before use.
- Never remove guards from machines where fitted and ensure they are in good condition and properly adjusted.
- Ensure that the workpiece is secure and properly supported. Ensure that work rests are properly adjusted and secure.
- Never start the machine with the workpiece in contact with the abrasive product.
- Never apply excessive force or shock to the abrasive product or let it overheat.
- Do not grind on the part of the product that is not designed for the operation. Avoid grinding with the edge of abrasive belts, use the centre of the belt if possible.
- Avoid clogging and uneven wear to ensure that the abrasive product is working efficiently. Dress frequently where appropriate.
- Let the abrasive product stop naturally, not by applying pressure to its surface.
- Turn off and spin out excess coolant before stopping the machine.
- Do not leave abrasive belts under tension when not in use.

GRINDING DEBRIS - SPARKS, DUST AND FUMES

- Exposure to grinding debris can cause lung damage and other physical injuries.
- All dry grinding processes should be provided with adequate extraction facilities.
- Do not use abrasive products near flammable materials.
- The use of respirators complying with EN149 is recommended for dry grinding processes even if extraction systems are provided.
- Guards where provided should be adjusted to deflect sparks and debris away from the operator. Take additional measures to protect people working nearby.
- Eye protection is recommended for all machine applications for abrasives. For hand-held machines or workpiece, goggles or full-face shields with a minimum protection level of EN166 Grade B are recommended.
- Ensure that the correct abrasive product is selected. An unsuitable product can produce excessive debris and dust.

DISPOSAL OF ABRASIVES

- Used or defective abrasives should be disposed in accordance with local or national regulations.
- Further information can be obtained from Voluntary Product Information provided by the supplier.
- Be aware that the abrasive product may be contaminated with material from the workpiece or process after use.
- Disposed abrasive products should be damaged to prevent them from being taken from waste skips and re-used.

COATED ABRASIVES FOR HAND & MACHINE SANDING

The Norton Clipper range of abrasives for hand, machine and floor sanding has been engineered with cutting edge technology to provide professional grade and high performance abrasives that meet the most demanding requirements.



INTRODUCTION

The Norton coated abrasive and Beartex product offering encompasses a complete range of belts, discs, rolls, sheets and flap wheels for all your polishing, welding, maintenance and repair operations needs.

This extensive product range includes products designed for all types of application, including heavy stock removal, dimensioning, grinding, deburring, cleaning, blending, polishing and finishing operations.

UNDERSTANDING THE PRODUCT

R	9	2	9
BACKING	PRINCIPAL ABRASIVE	COATED	RANDOM
A - Light Paper F - Fibre G - Heavy Paper H - Heavy Paper K - Cloth Q - Various (e.g. Screenback & Film) R - Cloth S - Combination T - Waterproof Paper U - Norax W - Special (Cork)	1 - Aluminium Oxide 2 - Aluminium Oxide 3 - Aluminium Oxide 4 - Silicon Carbide 6 - Emery 7 - Flint 8 - Zirconia Alumina 9 - SG - Ceramic Aluminium Oxide	Odd Number - Open coat Even number - Closed coat	Differentiates different products within the same product group

BACKING TYPES

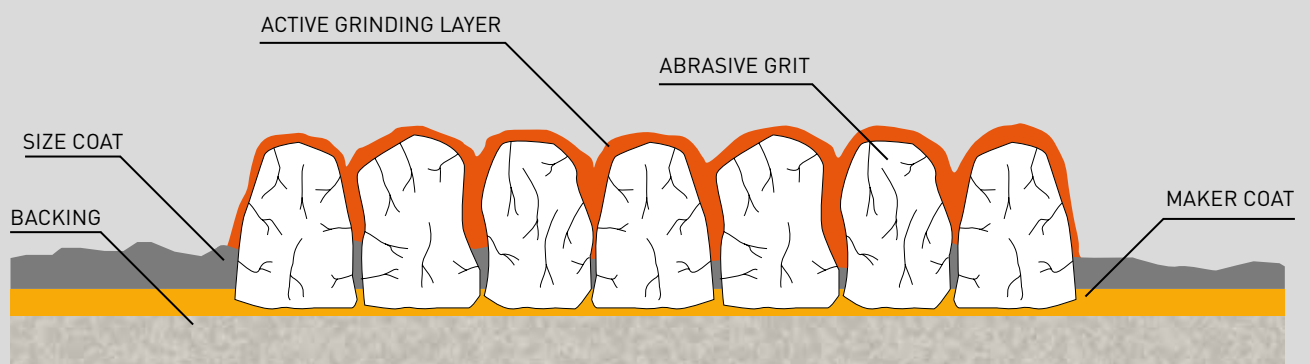
Whether paper, cloth, vulcanised fibre or polyester film, the backing must be smooth enough for uniform adhesive coating, strong enough to withstand grinding pressures and flexible enough to conform to contours if necessary.

ABRASIVE TYPES

The ideal abrasive grain offers maximum resistance to point wear, yet fractures before serious dulling occurs, thereby satisfying both stock removal and finishing requirements.

ABRASIVE BONDS

There are two main types of adhesives in use, one based on animal glue, and the more common based on synthetic heat hardenable resins. The adhesive is applied with a minimum of two bonding applications. The first, or maker, coat adheres the abrasive grain to the backing ensuring proper anchoring and orientation. After drying, or curing, the second, or sizer, coat is applied. The sizer adhesive, united with the maker bond, provides final grain anchoring and the proper total adhesive level for the finished product.




ABRASIVE GRAIN DISTRIBUTION

THERE ARE TWO TYPES OF ABRASIVE GRAIN COVERAGE ON THE BACKING:

- Openly spaced distribution where between 30% and 60% of the backing is covered leaving large spaces between each abrasive grain. It is used in operations where the grinding swarf would otherwise 'load' or clog the surface, reducing cutting efficiency and shortening the coated abrasive life
- Closely packed grain distribution is where the grain completely covers the backing. The greater number of abrading points in a given area leads to faster stock removal. It is recommended where loading is not a problem and where smoother surface finishes are desired



OPEN COAT
(1/3 LESS GRAIN THAN CLOSED)







CLOSED COAT

SPECIAL COATED SURFACE TREATMENT NO-FIL TREATMENT

In order to provide even further resistance to loading, some Opencoat paper products are given a special surface treatment of zinc stearate after the sizing operation. Such products are ideal for sanding between sealer coats on furniture, sanding after primer coats on automobiles,

removing varnish from wood, and numerous other operations where conventional abrasive products fail prematurely due to loading. Norton's trademark for products utilising this treatment is No-Fil.

ABRASIVE GRAIN TYPES

GRAIN TYPE	BOND / TOUGHNESS	STRUCTURE	PROPERTIES / WEAR PROPERTIES
SILICONE CARBIDE (SIC)	Very hard / less tough	Crystalline	Sharp-edged, brittle, highly friable / micro wear 
ALUMINIUM OXIDE	Hard / tough	Crystalline, irregular	Wedge-shaped, block grain, even wear 
ZIRCONIA ALUMINA	Hard / very tough	Crystalline, even	Wedge-shaped, block, drop formed grit / micro wear, self-sharpening 
CERAMIC ALUMINIUM OXIDE	Hard / very tough	Micro crystalline	Sharp-edged, pointed grit / micro wear, self sharpening 



NATURAL ABRASIVES

Emery is a natural composite of corundum and iron oxide. The particles are blocky in shape and tend to cut slowly, thereby producing a polishing action on the material being abraded. Used for general maintenance and polishing of

metals and in very fine grits for highly technical polishing, such as preparing metallurgical specimens requiring very close tolerances. Emery products are black in colour.

SYNTHETIC ABRASIVES

- Aluminium oxide is tough and well adapted to grinding high tensile materials, such as carbon steel, alloy steels, tough bronze and hard woods. Wherever toughness (ability to resist fracturing) is the main consideration, aluminium oxide out performs all other coated abrasive grains
- Silicon carbide is the hardest and sharpest of the minerals used in coated abrasives. Its hardness and sharpness make it the ideal abrasive for sanding non-ferrous metals (aluminium, brass, bronze, magnesium, titanium, etc.), rubber, glass, plastics, fibrous woods, enamel and other relatively soft materials. Silicon carbide is superior to any other abrasive in its ability to penetrate and cut faster under light pressure
- Zirconia alumina has a unique self-sharpening characteristic which gives it long life on rugged stock removal operations. Zirconia alumina is well suited for heavy grinding of metals and planing of wood, because the controlled fracturing of the grain continuously produces sharp, new abrading points
- Ceramic aluminium oxide is a long-lasting, tough, dense abrasive due to its micro structure. The extremely small micron size particles break off during grinding, producing multiple new cutting edges. As it stays sharp, especially when used in medium and high pressure operations, it cuts at a higher rate than other abrasives. Recommended for use on forged and carbon steels, high nickel and cobalt alloys



BACKING TYPES

Whether paper, cloth, vulcanised fibre, a combination or polyester film, the backing must be smooth enough for uniform adhesive coating, strong enough to withstand grinding pressures and flexible enough to conform to contours (if necessary). For reasons of economy, the least expensive backing compatible with the job requirements should be selected.

PAPER

The standard paper weights used in coated abrasives are indicated by a letter code which appears immediately after the grit size on the finished product backing. Briefly stated, the lighter the backing, the greater the degree of flexibility; the heavier the backing, the greater the resistance to tearing.

A-WEIGHT (70gms)

Light and flexible, A-weight is used primarily for hand finishing operations both wet and dry.
Grits 80 and finer.

C-WEIGHT (120gms)

Stronger and less flexible than A-weight. This backing is chosen for hand sanding, dry or wet, and for use on small portable power sanders. Intermediate through fine sanding. Grits 60 through 180.

D-WEIGHT (150gms)

Stronger and less flexible than C-weight. This backing is also chosen for hand sanding and for use on small portable power sanders. Coarse through intermediate sanding. Grits 36 through 80.

E-WEIGHT (220gms)

Stronger and less flexible than D-weight, this backing is used primarily on roll, belt and disc applications where high resistance to tearing is needed.

F-WEIGHT (300gms)

The strongest, least flexible paper backing utilised. Used for crankshaft lapping rolls, tannery industry belts and rolls, and NorZon belts only.

FIBRE

Fibre backings, made of multiple layers of impregnated paper, are very hard and strong, yet provide sufficient flexibility for the intended applications. 0,8mm thick fibre has the greatest strength of any backing used for coated abrasives. This backing is used on resin bonded fibre discs designed for heavy duty portable grinding applications.

COMBINATION

Combination backing, constructed by laminating light cloth and stiff E-weight paper, is used where resistance to tearing and breaking is a requirement. Primarily utilised on products designed for chipboard/MDF sanding.

CLOTH

Cloth backings are more durable than paper, offer greater resistance to tearing, and tolerate continual bending and flexing during use. Norton use traditional woven cloth in the manufacture of their coated abrasives. The backing has construction and finishing characteristics designed to make it ideally suited to a specific application. The standard cloth weights used in coated abrasives are indicated by a letter code which appears immediately after the grit size on the finished product backing.

J-WEIGHT

The lightest and most flexible cloth backing, this backing is used where finish and uniformity of the surface are more important than stock removal. Ideal for finishing, blending and where flexibility and conformity are required, such as contour work or curved surfaces.

X-WEIGHT

Stronger and relatively stiff when compared to J-weight, this backing is used on products designed for coarse grit stock removal applications through fine grit finishing and polishing. Consistent productivity, relatively good finishes and long product life are characteristics of products made on X-weight backings.

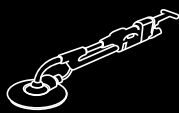
Y-WEIGHT

Stronger and more resistant to longitudinal splitting than regular drills cloth, Y-weight backing is used on products designed for severe applications, such as narrow belt grinding of hand tools and wide belts sanding of lumber and particleboard dimensioning.

FILM

Polyester is used as the backing media for Norton's range of precision graded microfinishing products. Film backings can be used wet or dry and have excellent resistance to chemical attack, while being tear resistant and durable.





COATED ABRASIVES FOR DRYWALL SANDERS

MESHPOWER DISCS



An alternative to traditional perforated paper discs, Meshpower is a multifunctional abrasive designed with thousands of holes, created by the unique mesh matrix structure.

- Mesh backing enables excellent dust extraction, for a cleaner working environment and less clean up time
- No-fil® technology prevents clogging for longer product life
- Can be used wet or dry
- Self-grip backing for a quick and easy disc change
- Can be used on many materials, flat and contoured surfaces, by hand or machine
- No defined hole pattern for fast, easy alignment with the back-up pad



CERAMIC MESHPOWER


Ceramic grain provide the ultimate material removal, best productivity, longest life and finest finish.

DIA Ø (mm)	GRIT	PACK QUANTITY	BOX QUANTITY	ITEM No.	EAN	PRICE (€)
 225	60	5	5	78072706118	8719362229180	###,##
	80	5	5	78072705844	8719362229111	###,##
	120	5	5	78072705845	8719362229128	###,##
	180	5	5	78072705846	8719362229135	###,##
	240	5	5	78072705847	8719362229142	###,##



NEW GIRAFFE SANDING DISC

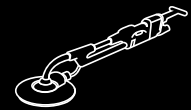
INNOVATION



Introducing the Norton Giraffe drywall sanding disc, made of premium white aluminum oxide grit to provide a fine surface finish, while our dense hook and loop industrial velcro ensures a secure bond to the sanding plate. The Norton Giraffe discs (172 holes and 10 holes) ensure a powerful dust extraction vacuum that removes all dust from the surface. In addition to being dust-free, the Norton Giraffe disc is also very durable. The industrial velcro is designed to withstand even the most demanding sanding applications. Norton Giraffe Disc is perfect for building professionals like painters and plasterers. Our solution are working with any types of drywall and brand.

DIA Ø (mm)	GRIT	PACK QUANTITY	BOX QUANTITY	ITEM No.	EAN	PRICE (€)
 225	40	5	5	66254431432	5903113002419	###,##
	60	5	5	66254431433	5903113002426	###,##
	80	5	5	66254431440	5903113002228	###,##
	100	5	5	66254431441	5903113002235	###,##
	120	5	5	66254431442	5903113002242	###,##
	150	5	5	66254431443	5903113002259	###,##
	180	5	5	66254431444	5903113002266	###,##
 225 BULK PACK	220	5	5	66254431445	5903113002273	###,##
	40	25	1	66254431446	5903113002280	###,##
	60	25	1	66254431447	5903113002297	###,##
	80	25	1	66254431448	5903113002303	###,##
	100	25	1	66254431467	5903113002518	###,##
	120	25	1	66254431468	5903113002525	###,##
	150	25	1	66254431469	5903113002532	###,##
	180	25	1	66254431470	5903113002549	###,##
	220	25	1	66254431471	5903113002556	###,##





NEW GIRAFFE SANDING DISC



DIA Ø (mm)	GRIT	PACK QUANTITY	BOX QUANTITY	ITEM No.	EAN	PRICE (€)
225 10 Holes 	40	5	5	66254431472	5903113002563	###,##
	60	5	5	66254431476	5903113002570	###,##
	80	5	5	66254431477	5903113002587	###,##
	100	5	5	66254431478	5903113002594	###,##
	120	5	5	66254431479	5903113002600	###,##
	150	5	5	66254431480	5903113002617	###,##
	180	5	5	66254431481	5903113002624	###,##
	220	5	5	66254431482	5903113002631	###,##
225 10 Holes BULK PACK 	40	25	1	66254431483	5903113002648	###,##
	60	25	1	66254431484	5903113002655	###,##
	80	25	1	66254431485	5903113002662	###,##
	100	25	1	66254431486	5903113002679	###,##
	120	25	1	66254431491	5903113002433	###,##
	150	25	1	66254431492	5903113002440	###,##
	180	25	1	66254431493	5903113002457	###,##
	220	25	1	66254431497	5903113002464	###,##



ANTI-CLOGGING SCREENBAK SANDING DISCS



Self-gripping abrasive discs for sanding and finishing, on a drywall sander.
With an anti-clogging open mesh structure for excellent performance and long life.
Also available in bulk quantity in boxes of 25 discs.




DIA Ø (mm)	GRIT	PACK QUANTITY	BOX QUANTITY	ITEM No.	EAN	PRICE (€)
225 	60	5	5	66261119850	5900442856188	###,##
	80	5	5	66261119851	5900442856195	###,##
	100	5	5	66261119852	5900442856225	###,##
	120	5	5	66261119848	5900442856264	###,##
	150	5	5	66261119871	5900442856232	###,##
	220	5	5	66261119873	5900442856249	###,##
225 BULK PACK 	60	25	1	66623332303	3157629407042	###,##
	80	25	1	66623332310	3157629407059	###,##
	100	25	1	66623332311	3157629407066	###,##
	120	25	1	66623332313	3157629407073	###,##
	150	25	1	66623332318	3157629407097	###,##
	220	25	1	66623332322	3157629407103	###,##



Aluminum oxide hook-and-loop paper backing with a stearate layer to prevent clogging and allow for longer life disc life when sanding plaster and putty. Available in the 225mm diameter grit range for use on plasterboard sanders.



DIA Ø (mm)	GRIT	PACK QUANTITY	BOX QUANTITY	ITEM No.	EAN	PRICE (€)
225 10 Holes 	120	5	5	66261144774	5900442875714	###,##
	180	5	5	66261144775	5900442875721	###,##





COATED ABRASIVES FOR ECCENTRIC SANDERS

MESHPower DISCS



An alternative to traditional perforated paper discs, Meshpower is a multifunctional abrasives designed with thousands of holes, created by the unique mesh matrix structure.

- Mesh backing enables excellent dust extraction, for a cleaner working environment and less clean up time
- No-fil® technology prevents clogging for longer product life
- Can be used wet or dry
- Self-grip backing for a quick and easy disc change
- Can be used on many materials, flat and contoured surfaces, by hand or machine
- No defined hole pattern for fast, easy alignment with the back-up pad



MESH-POWER™

CERAMIC MESHPower

Ceramic grain provide the ultimate material removal, best productivity, longest life and finest finish.

DIA Ø (mm)	GRIT	PACK QUANTITY	BOX QUANTITY	ITEM No.	EAN	PRICE (€)
	60	5	5	78072706114	8719362229166	###,##
	80	5	5	78072705833	8719362228435	###,##
	120	5	5	78072705834	8719362229029	###,##
	180	5	5	78072705835	8719362229036	###,##
	240	5	5	78072705836	8719362229043	###,##
	60	5	5	78072706115	8719362229173	###,##
	80	5	5	78072705838	8719362229067	###,##
	120	5	5	78072705840	8719362229074	###,##
	180	5	5	78072705841	8719362229081	###,##
	240	5	5	78072705842	8719362229098	###,##



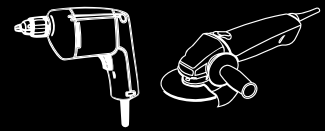
PAPER DISCS



6 and 8 holes sanding discs with self-grip backing for quick and easy disc changing. These sanding discs are ideal for achieving perfect results on all surface types including wood, paint and metal.

DIA Ø (mm)	GRIT	PACK QUANTITY	BOX QUANTITY	ITEM No.	EAN	PRICE (€)
	40	10	5	66261118234	3157629667644	###,##
	80	10	5	66261118236	3157629667651	###,##
	120	10	5	66261118237	3157629667675	###,##
	180	10	5	66261118238	3157629667682	###,##
	40	10	5	66261121647	5900442859592	###,##
	80	10	5	66261121648	5900442859608	###,##
	120	10	5	66261121643	5900442859585	###,##
	180	10	5	66261121649	5900442859615	###,##





NON-WOVEN ABRASIVE RANGE

Non-woven discs have three components: strong synthetic fibre mesh, quality abrasive, and a smear-resistant adhesive. Rapid Strip discs have an open web construction for aggressive cutting action while maintaining a cool, non-loading surface. Our non-woven solutions are designed **to work on stainless steel, brass and all types of wood** and when used with a machine or by hand.




**RAPID
STRIP**

NEW RAPID STRIP WOOD

FOR ANGLE GRINDERS

Our new Norton Rapid Strip high coarse material for wood is an innovative product with a new formulation of nylon fiber disc impregnated with premium aluminum oxide grit for powerful stripping.

- **LONG LIFETIME:** 30% more durable vs red Rapid Strip
- **VERY FAST RESULTS:** Great comfort without pressure
- **EASY TO USE:** One product to strip and finish
- **PERFECT FINISH:** Ready-to-paint finish



	DIM (mm)	PACK QUANTITY	BOX QUANTITY	MAX RPM	ITEM No.	EAN	PRICE (€)
	115	1	5	12,000	5539554266	3157629964965	###,##
	125	1	5	12,000	5539554268	3157629964989	###,##

FOR DRILLS

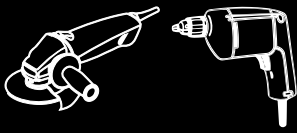


Fast stripping indoor and outdoor furniture, chairs, benches and wooden upcycling projects with an hexagonal shaft for optimal safety and reduced vibration. Nylon fiber disc impregnated with aluminium oxide grains for powerful stripping. Ideal for hard to reach areas and leaves the surface ready to paint, wax or varnish.



	DIM (mm)	PACK QUANTITY	BOX QUANTITY	MAX RPM	ITEM No.	EAN	PRICE (€)
 	100 x 14	1	5	8,000	78072765072	8719362317917	###,##





COATED ABRASIVES FOR ANGLE GRINDERS & DRILLS

NEW RAPID STRIP METAL

FOR ANGLE GRINDERS

Very fast stripping of metal and rust ensuring a cleaned surface and excellent adhesion for subsequent processes such as coating, painting, and soldering.

- **LONG LIFETIME:** 30% more durable vs black Rapid
- **VERY FAST RESULTS:** Great comfort without pressure
- **EASY TO USE:** One product to strip and finish
- **PERFECT FINISH:** Ready-to-paint finish



	DIM (mm)	PACK QUANTITY	BOX QUANTITY	MAX RPM	ITEM No.	EAN	PRICE (€)
	115	1	5	12,000	78072765073	8719362317924	###,##
	125	1	5	12,000	78072765074	8719362317931	###,##

FOR DRILLS


Fast stripping of rust and paint on smaller, intricate applications with a hexagonal shaft for optimal safety and reduced vibration. Nylon fiber disc impregnated with silicon carbide grains for powerful stripping. Ideal for intricate areas, curves and apertures.



	DIM (mm)	PACK QUANTITY	BOX QUANTITY	MAX RPM	ITEM No.	EAN	PRICE (€)
 	100 x 14	1	5	3,000	78072765070	8719362317900	###,##

NON-WOVEN DISCS FOR WOOD

Non-woven discs for wood are made of nylon fibres impregnated with aluminium oxide abrasive grains, for stripping paint and varnish from hard wood surfaces, it leaves the surface clean and immediately ready to paint. Ideal for use on curved and hard to reach areas.

	DIM (mm)	GRIT	BOX QUANTITY	ITEM No.	EAN	PRICE (€)
	115	Medium	10	66261118476	3157629668955	###,##
	125	Medium	10	66261118479	3157629668979	###,##





NON-WOVEN DISCS FOR METAL & STONE



Non-woven discs for metal are made of nylon fibres impregnated with silicon carbide abrasive grain, for use in stripping rust from metal and cleaning stone, it leaves the surface clean and immediately ready to paint.




	DIM (mm)	GRIT	BOX QUANTITY	ITEM No.	EAN	PRICE (€)
	115	Coarse	10	66261118475	3157629668948	###,##
	125	Coarse	10	66261118477	3157629668962	###,##
	180	Coarse	5	66261118480	3157629668986	###,##



FLAP DISCS



High performance zirconia grain for fast material removal and excellent finish on wood, paint and metal. Available in a range of sizes.

	DIM (mm)	GRIT	PACK QUANTITY	BOX QUANTITY	ITEM No.	EAN	PRICE (€)
	100x16	40	10	1	66261118443	3157629669471	###,##
		60	10	1	66261118464	3157629669488	###,##
		80	10	1	66261118465	3157629669495	###,##
	115x22	40	10	1	66261118466	3157629669501	###,##
		60	10	1	66261118468	3157629669518	###,##
		80	10	1	66261118469	3157629672723	###,##
	125x22	40	10	1	66261118471	3157629672730	###,##
		60	10	1	66261118472	3157629672747	###,##
		80	10	1	66261118473	3157629672754	###,##







COATED ABRASIVES FOR ANGLE GRINDERS

NEW FLAP DISC STANDARD


Flap discs are made of good-tier zirconia abrasives including 72 flaps, flat T27 flap type, available in Ø115mm and Ø125mm covering grit 40, 60, and 80. Fast material removal on steel and metal alloys wood, and paint.

DIA Ø (mm)	GRIT	PACK QUANTITY	BOX QUANTITY	ITEM No.	EAN	PRICE (€)
115x22 	40	10	1	7660700295	8719362321006	###,##
	60	10	1	7660700320	8719362321013	###,##
	80	10	1	7660700321	8719362321020	###,##
125x22 	40	10	1	7660700330	8719362321037	###,##
	60	10	1	7660700335	8719362321044	###,##
	80	10	1	7660700337	8719362321051	###,##



FIBRE DISCS



High performance, aggressive metal removal. Use with a back up pad.

DIA Ø (mm)	GRIT	PACK QUANTITY	BOX QUANTITY	ITEM No.	EAN	PRICE (€)
125 	36	5	5	66261118320	3157629668870	###,##
	50	5	5	66261118432	3157629667408	###,##
	80	5	5	66261118436	3157629667415	###,##



NEW FIBER DISC STANDARD

Fiber discs are made of versatile aluminum oxide abrasive and a heavy-duty fiber backing for increased strength, durability, and tear resistance, available in Ø115mm and Ø125mm covering grit 36, 60, and 80.

DIA Ø (mm)	GRIT	PACK QUANTITY	BOX QUANTITY	ITEM No.	EAN	PRICE (€)
115x22 	36	5	5	78072765043	8719362322515	###,##
	60	5	5	78072765047	8719362322539	###,##
	80	5	5	78072765049	8719362322546	###,##
125x22 	36	5	5	78072765051	8719362322560	###,##
	60	5	5	78072765053	8719362322584	###,##
	80	5	5	78072765054	8719362322591	###,##





BACK UP PAD



For use with fibre discs and semi flexible discs.


	DIA Ø (mm)	ATTACHMENT	PACK QUANTITY	BOX QUANTITY	ITEM No.	EAN	PRICE (€)
	115x22	M14	1	5	66261121553	3157629692820	###,##
	125x22	M14	1	5	66261118437	3157629668924	###,##
	180x22	M14	1	5	66261121556	3157629692837	###,##



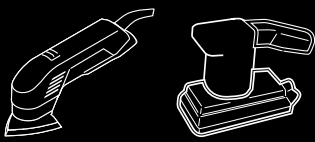
SEMI FLEXIBLE DISCS



Sharp silicon carbide abrasive for use on marble, granite, concrete, fibreglass & cast iron.
Use with a back up pad.

	DIA Ø (mm)	GRIT	PACK QUANTITY	BOX QUANTITY	ITEM No.	EAN	PRICE (€)
	125x22	16	1	25	66261083476	3157629062937	###,##
		24	1	25	7660719292	3157625442856	###,##
		36	1	25	7660719293	3157625442863	###,##
		60	1	25	7660719294	3157625442887	###,##
		80	1	25	7660719295	3157625442894	###,##
	180x22	16	1	25	66261083479	3157629062968	###,##
		24	1	25	7660719296	3157625442900	###,##
		36	1	25	7660719297	3157625442917	###,##
		60	1	25	7660719298	3157625442924	###,##
		80	1	25	7660719299	3157625442948	###,##







COATED ABRASIVES FOR DELTA AND ORBITAL SANDERS

CUT SHEETS



For use on orbital sanders, for applications from stripping to finishing on wood, paint and metal.

DIM (mm)	GRIT	PACK QUANTITY	BOX QUANTITY	ITEM No.	EAN	PRICE (€)
93x230 No holes 	40	5	5	66261137988	5900442870917	###,##
	80	5	5	66261137990	5900442870931	###,##
	120	5	5	66261137991	5900442870948	###,##
	180	5	5	66261137992	5900442870955	###,##
115x280 14 holes 	40	5	5	66261131047	5900442867511	###,##
	80	5	5	66261131048	5900442867528	###,##
	120	5	5	66261131049	5900442867535	###,##
	180	5	5	66261131050	5900442867542	###,##



DELTA SANDING SHEETS



Delta self-gripping sheets for sanding hard to reach areas. Abrasive can be changed quickly and easily when stripping, sanding or finishing wood, paint or metal surfaces.

DIM (mm)	GRIT	PACK QUANTITY	BOX QUANTITY	ITEM No.	EAN	PRICE (€)
93x93x93 	40	5	5	66261131051	5900442867559	###,##
	80	5	5	66261131052	5900442867566	###,##
	120	5	5	66261131053	5900442867573	###,##
	180	5	5	66261131055	5900442867580	###,##
102x152  NEW	40	5	5	66254435445	5903113004697	###,##
	80	5	5	66254435446	5903113004703	###,##
	120	5	5	66254435447	5903113004710	###,##
	180	5	5	66254435448	5903113004727	###,##
105x175 	40	5	5	78072719940	5903112947117	###,##
	120	5	5	78072719943	5903112947131	###,##
	180	5	5	78072719946	5903112947148	###,##




SANDING BELTS



The belts are reversible so can be used both ways on the machine. Aluminium oxide grain for general purpose applications.

DIA Ø (mm)	GRIT	PACK QUANTITY	BOX QUANTITY	ITEM No.	EAN	PRICE (€)
75x533 	50	4	5	66261131034	5900442867344	###,##
	80	4	5	66261131035	5900442867351	###,##
	120	4	5	66261131038	5900442867368	###,##
100x610 	50	4	5	66261131044	5900442867382	###,##
	80	4	5	66261131045	5900442867399	###,##
	120	4	5	66261131046	5900442867405	###,##






ANTI-CLOGGING SHEETS A275



The No-fil® coating reduces sanding dust build-up (clogging) on the abrasive for a longer product life and a perfect finish. Made with a light latex fibre reinforced paper backing it is very flexible, long lasting and comfortable to use and provides complete surface smoothing and finishing on plaster, filler and varnish.

DIM (mm)	GRIT	PACK QUANTITY	BOX QUANTITY	ITEM No.	EAN	PRICE (€)
 NEW	115x280	80	10	66254435489	5903113004369	###,##
	120	10	10	66254435490	5903113004376	###,##
	180	10	10	66254435491	5903113004383	###,##
	240	10	10	66254435492	5903113004390	###,##
	230x280	80	5	66261118239	3157629667699	###,##
	120	5	10	66261118240	3157629667705	###,##
	180	5	10	66261118241	3157629667712	###,##
	240	5	10	66261118242	3157629667927	###,##



ANTI-CLOGGING SHEETS A290



Made with anti-loading stearate, the A290 sanding sheet provides a good sanding performance on a range of materials and offers an increased lifetime compared to standard abrasive. Available in bulk packs of 25.



DIM (mm)	GRIT	PACK QUANTITY	BOX QUANTITY	ITEM No.	EAN	PRICE (€)
	230x280	80	25	69957370891	5903112923661	###,##
	120	25	10	69957370892	5903112923678	###,##
	150	25	10	69957370893	5903112923685	###,##
	180	25	10	69957370894	5903112923692	###,##



SUPER FLEXIBLE SHEETS



Made with a flexible and resistant cloth backing, ideal for sanding curved or contoured surfaces on bare, painted and varnished wood. Can be torn into strips for sanding hard to reach areas and curves.

DIM (mm)	GRIT	PACK QUANTITY	BOX QUANTITY	ITEM No.	EAN	PRICE (€)
 NEW	115x280	40	10	66254435493	5903113004406	###,##
	80	10	10	66254435494	5903113004819	###,##
	120	10	10	66254435495	5903113004826	###,##
	180	10	10	66254435497	5903113004833	###,##
	230x280	40	5	66261118246	3157629667965	###,##
	80	5	10	66261118247	3157629667972	###,##
	120	5	10	66261118248	3157629667989	###,##
	180	5	10	66261121659	5900442859660	###,##



FSC® CERTIFICATION

Utilising responsibly sourced material and preserving natural resources is a high priority, look out for the FSC® logo next to Norton Clipper products manufactured using FSC® certified paper.







COATED ABRASIVES FOR HAND SANDING

MULTI-PURPOSE SHEETS A213



Provides good results on all surface types. With a light paper backing providing flexibility for comfortable sanding.


DIM (mm)	GRIT	PACK QUANTITY	BOX QUANTITY	ITEM No.	EAN	PRICE (€)
 NEW	115x280	40	10	66254435474	5903113004338	###,##
	80	10	10	66254435477	5903113004345	###,##
	120	10	10	66254435479	8719362367707	###,##
	180	10	10	66254435488	5903113004352	###,##
	230x280	40	5	66261118243	3157629667934	###,##
	80	5	10	66261118244	3157629667941	###,##
	120	5	10	66261118245	3157629667958	###,##
	180	5	10	66254438702	5903113006615	###,##



MULTI-PURPOSE SHEETS A203F



Multipurpose sandpaper sheets with heavy paper backing and open distribution to reduce clogging.


DIM (mm)	GRIT	PACK QUANTITY	BOX QUANTITY	ITEM No.	EAN	PRICE (€)
	230x280	60	25	69957370884	5903112923616	###,##
	80	25	10	69957370887	5903112923623	###,##
	120	25	10	69957370888	5903112923630	###,##



WATERPROOF SHEETS



Latex paper backing for wet and dry use, use wet for best results as the water helps to clean, lubricates and helps prevent clogging. Silicon carbide grain for high performance on metals.

DIM (mm)	GRIT	PACK QUANTITY	BOX QUANTITY	ITEM No.	EAN	PRICE (€)
	230x280	240	5	66261118256	3157629667996	###,##
	400	5	10	66261118257	3157629668009	###,##
	600	5	10	66261118258	3157629668016	###,##



FSC® CERTIFICATION

Utilising responsibly sourced material and preserving natural resources is a high priority, look out for the FSC® logo next to Norton Clipper products manufactured using FSC® certified paper.





SELF GRIP ROLLS

NEW MESH


Mesh handy rolls are the perfect anti-clogging and dust-free solution for multi-purpose applications (plaster, wood, metal, and paint). Mesh Aluminium oxide grain provides fast material removal, good productivity, and a very fine finish.

DIM (mm)	GRIT	PACK QUANTITY	BOX QUANTITY	ITEM No.	EAN	PRICE (€)
 93x5000	80	1	3	66254435413	5903113004550	###,##
	120	1	3	66254435416	5903113004574	###,##
	180	1	3	66254435419	5903113004581	###,##



ZIRCONIA

Self-gripping roll can be used by hand, with a sanding block or a self gripping machine. An excellent multifunctional product, made with Zirconium abrasive for high performance. Can be used on all wood, paint and metal surfaces

DIM (mm)	GRIT	PACK QUANTITY	BOX QUANTITY	ITEM No.	EAN	PRICE (€)
 93x5000	40	1	3	69957311156	5900442900096	###,##
	80	1	3	69957311157	5900442900102	###,##
	120	1	3	69957311158	5900442900119	###,##
	180	1	3	69957311160	5900442900126	###,##




NEW YELLOW PAPER ROLL

Abrasive can be changed quickly and easily when stripping, sanding, or finishing wood, paint, or metal surfaces.

DIM (mm)	GRIT	PACK QUANTITY	BOX QUANTITY	ITEM No.	EAN	PRICE (€)
 115x5000	40	1	4	66254435420	5903113004598	###,##
	80	1	4	66254435424	8719362367417	###,##
	120	1	4	66254435425	8719362367424	###,##
	180	1	4	66254435426	8719362367431	###,##

SANDING ROLLS G131F

Sanding rolls with aluminium oxide abrasive and strong heavy paper backing for high performance on wood, paint and metal surfaces. Use by hand or with any of the Norton Clipper sanding blocks for best results.

DIM	GRIT	PACK QUANTITY	ITEM No.	EAN	PRICE (€)
 115mmx50m	60	1	66623377588	3157629496886	###,##
	80	1	66623377589	3157629496893	###,##
	120	1	66623377587	3157629496879	###,##



FSC® CERTIFICATION

Utilising responsibly sourced material and preserving natural resources is a high priority, look out for the FSC® logo next to Norton Clipper products manufactured using FSC® certified paper.













COATED ABRASIVES FOR HAND SANDING

BEARTEX HAND PADS



Made from nylon fibre, impregnated with abrasive grain, giving a three dimensional abrasive that can be used on all sides. Ideal for a number of applications, from surface preparation to finishing and cleaning of wood, paint, metal, plastics, glass and tiles.

-  Heavy duty cleaning
-  Surface preparation
-  Final finishing
-  Cleaning

DIM (mm)	COLOUR / GRADE	PACK QUANTITY	BOX QUANTITY	ITEM No.	EAN	PRICE (€)
150x115	 BROWN: MEDIUM	5	5	66261138007	3157629726259	###,##
	 MAROON: EXTRA FINE	5	5	66261138006	3157629726242	###,##
	 GREY: ULTRA FINE	5	5	66261138005	3157629726235	###,##
	 WHITE: NON-ABRASIVE	5	5	66261138003	3157629726228	###,##



SANDING BLOCK AND REFILLS



The ergonomic foam block is comfortable and easy to use. Ideal for use on small, flat, wooden, painted or metal surfaces. Available with and without refills. Refills can also be purchased separately.

Mesh refills are the perfect anti-clogging and dust-free solution for multi-purpose applications (plaster, wood, metal, and paint). Mesh Aluminium oxide grain provides fast material removal, good productivity, and a very fine finish.

DIM (mm)	GRIT	PACK QUANTITY	BOX QUANTITY	ITEM No.	EAN	PRICE (€)
70x125x40 	N/A	1	5	7660705180	3157620317005	###,##
70x125x40 KIT 	1 x BLOCK 2 x 40 3 x 80 2 x 120 2 x 180	1 x BLOCK 9 X REFILLS	5	66261131056	5900442867597	###,##
70x125 MESH REFILLS 	80	5	5	66254435179	5903113004123	###,##
	120	5	5	66254435410	5903113004536	###,##
	180 NEW	5	5	66254435411	5903113004543	###,##
70x125 REFILLS 	40	12	5	66261131057	5900442867603	###,##
	80	12	5	66261131058	5900442867610	###,##
	120	12	5	66261131059	5900442867627	###,##





RUBBER SANDING BLOCK

Can be used with all types of sandpaper. Provides a comfortable grip for better sanding control and an even surface finish. Tear a suitable size of abrasive paper and wrap around block using grips to hold in place.

DIM (mm)	PACK QUANTITY	BOX QUANTITY	ITEM No.	EAN	PRICE (€)
102x67x20	1	20	66623382148	3157629501665	###,##



PLASTER SANDING KIT & REFILLS

The complete sanding kit for plaster and filler. Screenbak abrasive reduces clogging and the ergonomic handle gives greater control and comfortable grip. Large, flat surface area of the block means fast results on large areas. Refills are available for sanding rough plaster and finishing and smoothing prior to painting.

DIM (mm)	GRIT	PACK QUANTITY	BOX QUANTITY	ITEM No.	EAN	PRICE (€)
92 x 230 NEW	-	1	5	66254435429	5903113004604	###,##
115 x 280 KIT	1 x BLOCK 2 x 120 2 x 220	1 x BLOCK 4 x REFILLS	5	66261148287	5900442877916	###,##
115 x 280 	120	2	10	66261148276	5900442877824	###,##
	220	2	10	66261148284	5900442877831	###,##





NEW SANDING SPONGE



4 SIDED SANDING SPONGE

Washable and reusable sponges with abrasive on all four sides. Can be used on wood, paint, metal, and plaster, for aggressive material removal to create a key before painting. Great alternative to sandpaper, for a more comfortable grip.

DIM	GRIT	PACK QUANTITY	ITEM No.	EAN	PRICE (€)
100x66x25 4 SIDES	60	1	66254435435	5903113004635	###,##
	100	1	66254435436	5903113004642	###,##



2 SIDED SANDING SPONGE

Washable and reusable abrasive sponge for curved surfaces. Can be used flat or folded on wood, paint, plaster, or metal, a great alternative to sandpaper for a more comfortable grip. Can be used for jobs from aggressive material removal to creating a surface key before painting.

DIM	GRIT	PACK QUANTITY	ITEM No.	EAN	PRICE (€)
123x98x12 2 SIDES	60	1	66254435437	5903113004659	###,##
	100	1	66254435438	5903113004666	###,##



DOUBLE AGNLED SANDING SPONGE

Washable and reusable sponges with two acute angles for intricate corners and hard-to-reach areas and contours. Can be used on wood, paint, metal, and plaster, for stripping & sanding material removal or creating a key before painting. Great alternative to sandpaper, for a more comfortable grip.

DIM	GRIT	PACK QUANTITY	ITEM No.	EAN	PRICE (€)
125x75x25 4 SIDES 2 ANGLE	60	1	66254435441	5903113004673	###,##
	100	1	66254435443	5903113004680	###,##







R230



Floor sanding belt with aluminium oxide abrasive and strong cloth backing. Multi-purpose product ideal for sanding wooden floors.

DIM (mm)	GRIT	PACK QUANTITY	ITEM No.	EAN	PRICE (€)
200x551 	24	10	66254445468	3157629261187	###,##
	36	10	66254445467	3157629262702	###,##
	40	10	66254445466	3157629261163	###,##
	60	10	63642588232	3157629262627	###,##
	80	10	66254445465	3157629262115	###,##
	100	10	69957372801	3157629254226	###,##
200x750 	120	10	66254445464	3157629262719	###,##
	24	10	63642521182	3157624141040	###,##
	36	10	69957349006	3157625783249	###,##
	40	10	69957349007	3157625781757	###,##
	60	10	69957349010	3157625781733	###,##
	80	10	69957349014	3157625780613	###,##
	100	10	69957349394	3157625756632	###,##
	120	10	63642558814	3157623283925	###,##








DOUBLE SIDED DISCS H425



Double sided disc with silicon carbide abrasive provides high cutting action for floor sanding applications.

DIM (mm)	GRIT	PACK QUANTITY	ITEM No.	EAN	PRICE (€)
375x40 	40	10	66254449462	3157629253618	###,##
	60	10	66254449463	3157629253625	###,##
406x25 	40	10	66254449479	3157629253748	###,##
	60	10	66254449471	3157629253687	###,##
	80	10	66254449472	3157629253694	###,##
	120	10	66254449474	3157629253724	###,##



PLAIN DISCS H425



Plain discs with silicon carbide abrasive ideal for use on stone surfaces and soft wood.
For dry applications only.

DIM (mm)	GRIT	PACK QUANTITY	ITEM No.	EAN	PRICE (€)
140x22 	36	100	63642546555	3157620513629	###,##
	60	100	63642546518	3157620509387	###,##
	80	100	63642546519	3157620509493	###,##
	120	100	69957360223	3157620509608	###,##
150x12 	36	50	63642546553	3157620513513	###,##
	40	100	69957360199	3157620510345	###,##
	50	100	63642546525	3157620510468	###,##
	60	100	63642546527	3157620510567	###,##
	80	100	63642546529	3157620510673	###,##
	100	100	69957360218	3157620510789	###,##






SCREENBAK DISCS Q421



Waterproof screenbak discs with silicon carbide abrasive on an open mesh backing for extreme resistance to loading, for long life. Ideal for wood sanding applications.










DIM (mm)	GRIT	PACK QUANTITY	ITEM No.	EAN	PRICE (€)
 406	60	10	66261120519	3157620314455	###,##
	80	10	63642536521	3157620314462	###,##
	100	10	66261120517	3157620314479	###,##
	120	10	66261120516	3157620314486	###,##
	150	10	63642536524	3157620314493	###,##
	180	10	63642515105	3157627611816	###,##
	220	10	63642552254	3157622465599	###,##



BEARTEX FLOOR PADS



Beartex offers a wide range of floor pads from stripping right through to mirror gloss finishing. For general scrubbing and cleaning applications Beartex offers two pads that will remove surface dirt and grime to get the floor back in shape before recoating or buffing.

DIM (mm)	GRIT	PACK QUANTITY	ITEM No.	EAN	PRICE (€)	
406 Standard		White Super Gloss	5	63642585892	3157625592858	###,##
		Red Buffer	5	63642585890	3157625592841	###,##
		Beige	5	63642585873	3157625592827	###,##
		Black Super Strip	5	63642585841	3157625592698	###,##
		Green Super Scrub	5	63642585877	3157625592834	###,##
		Blue Super Clean	5	63642585868	3157625592803	###,##
406 Thin line		Black	10	63642585895	3157625592865	###,##
		Beige	10	63642585903	3157625592889	###,##
		White	10	63642585904	3157625592896	###,##










COATED ABRASIVES
SELF-GRIP DISCS FOR FLOOR SANDING

SELF-GRIP DISCS H231




High performance aluminium oxide abrasive disc ideal for roughing, intermediate sanding & finishing of solid wood.



DIM (mm)	GRIT	PACK QUANTITY	ITEM No.	EAN	PRICE (€)
	36	50	66261176734	3157625652613	###,##
	60	100	63642516174	3157621290420	###,##
	80	100	63642516175	3157621290444	###,##
	120	100	63642516176	3157621290536	###,##
	180	100	63642537389	3157625749535	###,##
	240	100	69957360184	3157625809994	###,##
	320	100	63642537390	3157625809666	###,##
	36	50	63642551458	3157625809703	###,##
	40	100	63642531875	3157620657439	###,##
	50	100	69957360119	3157620657446	###,##
	60	100	63642519158	3157620653905	###,##
	80	100	63642546787	3157620653783	###,##
	100	100	63642531872	3157620653561	###,##
	120	100	63642531871	3157620653349	###,##
	150	100	69957360170	3157620657453	###,##
	180	100	63642536755	3157620657460	###,##
	240	100	63642546797	3157620657477	###,##
	40	100	66261026066	3157625891081	###,##
	60	50	69957382764	3157625620353	###,##
	80	100	66261026069	3157625891098	###,##
	100	100	66261026070	3157625891104	###,##
	120	100	66261026071	3157625891111	###,##
	40	100	63642550341	3157620650300	###,##
	60	100	63642536740	3157620650317	###,##
	80	100	63642536741	3157620650324	###,##
	100	100	63642568763	3157625658554	###,##
	120	100	63642546779	3157620650348	###,##
	150	100	63642546781	3157620650355	###,##

SELF-GRIP DISCS H425



Self grip backed discs with silicon carbide abrasive for high cutting action in wood and concrete sanding applications.



DIM (mm)	GRIT	PACK QUANTITY	ITEM No.	EAN	PRICE (€)
	40	10	66254461030	3157629692929	###,##
	60	10	66254499602	3157629692974	###,##
	80	10	66254461035	3157629692936	###,##
	100	10	66254461037	3157629692943	###,##
	120	10	66254464732	3157629692950	###,##





FLOOR SANDING SHEETS H421



Heavy paper sheets with silicon carbide abrasive providing a high cut rate in floor sanding applications.

DIM (mm)	GRIT	PACK QUANTITY	ITEM No.	EAN	PRICE (€)
205x475 	24	25	66623319705	3157629397503	###,##
	40	25	66623319704	3157629397497	###,##
	60	25	66623319702	3157629397473	###,##
	80	25	66623319697	3157629397466	###,##
	120	25	66623319698	3157629397459	###,##




NORTON

SAINT-GOBAIN

clipper[®]

TECHNICAL SUPPORT



TROUBLESHOOTING DIAMOND PRODUCTS

BLADE WORN OUT-OF-ROUND

Worn out shaft bearings on saw.	Install new blade shaft bearings.
Machine spindle worn out. A groove may have been scored on the spindle as a result of previous blade spinning on the spindle.	Replace worn out spindle.
Blade slipping on spindle.	Tighten spindle nut on the machine. Make certain the drive pin is fitted and functioning where required.
Bond too hard for material causing blade to "pound".	Use proper blade specification, a softer bond blade maybe required.
Blade being pushed to hard and not allowed to cut – causes bouncing and will lead to blade going out of round.	Slow down traverse rate or reduce depth of cut.
Blade spindle speed too high – causing polishing and causing blade to act hard and bounce.	Reduce spindle speed to recommended RPM.

UNEVEN SEGMENT WEAR

Insufficient water flow, generally on one side of the blade, which reduces side clearance.	Check pipes are clean and correctly positioned. Make certain that adequate clean water is being equally distributed to both sides of the blade.
Equipment defect, which causes the blade to wear out of round.	Replace bad bearings, worn out machine spindle or realign spindle. On concrete saws, ensure the engine runs smoothly, to prevent harmonic vibrations, which in turn cause the blade to pound on a regular cycle basis.
Saw head misaligned.	Check saw head alignment both vertically and horizontally.

PREMATURE WEAR OF STEEL CENTRE

Steel centre wears away faster than the diamond segment.	If material cut is very abrasive, a blade with undercutting protecting segments should be used.
Highly abrasive particles are being generated during cutting.	Use sufficient water to flush swarf out of cut.
1. Hammer segment. 2. Double height segment. 3. Slant segment.	Caution: Wear-retardant cores are not always the final answer to eliminate undercutting. Blades should be inspected periodically during use.

STEEL CENTRE LOSS OF TENSION

Blade core has been overheated.	Provide proper amount of water to both sides of the blade. Make sure water pump is producing sufficient water, that no blockage occurs in water lines, and pipes are correctly positioned.
Blade core has been overheated as a result of blade spinning on spindle.	Check spindle and arbor hole for damage. Tighten spindle nut and make certain that the drive pin is present and functioning on floor saws.
Blade core has been overheated because of blade core rubbing side of material being cut.	Properly align machine to allow straight cutting. Avoid twisting the blade in cut. Maintain a strong grip on saw. Make certain that spindle RPM is correct so that blade operates at its recommended speed.
Unequal pressure on flanges.	Flanges should be of identical and the correct diameter and cleaned regularly.
Machine spindle RPM does not match recommended blade RPM.	If spindle speed is too high the blade will act hard and overheat, use correct spindle speed for blade diameter.

BLADE IS WOBBLING

Blade mounted on a damaged or worn machine.	Check for damaged or worn out bearings, bent or worn out blade spindle. Also check flanges to make sure they are clean, flat, and of the manufacturer's recommended diameter.
Blade being run at improper operating speed (RPM).	Make sure that the spindle is turning at the proper RPM to match the recommended speed for the diameter of blade. Use a tachometer to make certain the machine spindle is set at the proper operating speed.
Blade bent.	Do not use, contact manufacturer.

TROUBLESHOOTING DIAMOND PRODUCTS

ARBOR HOLE OUT-OF-ROUND

Blade flanges are not properly tightened, causing blade to rotate or vibrate on spindle.	Tighten spindle nut and make certain blade is adequately secured to prevent rotation on spindle.
Worn out, bent or dirty flanges which do not allow proper blade clamping.	Clean or replace flanges, make sure they are not worn out, and tighten spindle nut properly.
Blade not properly mounted.	Ensure that the blade is mounted on the proper diameter of spindle.

SHORT BLADE LIFE

Using the wrong blade on a specific material.	Use the proper blade specification, as recommended by the manufacturer, depending on your machine power and the hardness and type of material cut.
Worn blade shaft bearings, worn blade arbor or misaligned machine spindle.	Replace defective parts.
Loss of power, resulting from loose or damaged drive belts.	Tighten or replace drive belts.
Inadequate water flow to the blade.	Make sure water hoses are clean and free from any blockages. Ensure clean and correct water flow based on the blade diameter.
Power of the machine is too high for the specification.	Refer to the application chart to define the proper specification and bond hardness to be used based on the power of your saw.
Machine spindle speed too low for blade diameter.	Use correct speed/set up for blade diameter or use a larger blade.

BLADE WILL NOT CUT

Blade is too hard for the material being cut (improper blade specification).	Refer to blade application chart for the proper blade specification based on the machine power and type and hardness of the aggregate.
Blade has glazed over, probably as a result of being used on a too hard material or cutting too deep in one pass.	Sharpen the blade by cutting softer abrasive material to expose diamonds. If continual sharpening is required, this would indicate that the blade specification is too hard for the material being cut.
Blade rotation speed too high.	Use the correct spindle speed (RPM) for the diameter of blade.
Cutting too deep in one pass.	Cutting in multi passes is often required.
Allow the diamond to do the work.	Pushing the diamond tool too hard will cause the diamond to polish and stop working.

SEGMENT LOSS

The material and/or saw was not held firmly, which caused the blade to twist or jam in the cut.	Hold material or saw firmly.
Not sawing in a straight line with overcorrecting caused the blade to twist or jam in the cut.	Properly align saw to allow straight cutting, avoid twisting the blade in the cut.
Defective flanges which cause the blade to flutter in the cut or fail to properly support the blade in perfect alignment.	Clean foreign material from flange surfaces, or replace flanges if they are under manufacturer's recommended diameter or are bent or deformed.
Blade is too hard for material being cut causing the segment to glaze over. The segment separated due to impacts or fatigue.	Use the proper blade specification for the material being cut.
Overheating due to inadequate supply of coolant (water or air). This usually comes with discolorations on the core in the area of segment loss. Overheating of blades may cause core cracks or segment loss.	Wet cutting – provide adequate water flow on both sides of the blade. Dry cutting – periodically allow blades to run out of the cut. The blade will cool in a few seconds so that sawing may continue.
Under cutting on steel centre.	Segments suffer undercutting from abrasive material or inadequate water supply. Use undercutting protection or increase water flow. If in doubt return blade for inspection.
Power of the machine is too high for the specification.	Refer to the application chart to define the proper specification to be used based on the power of your saw.

CRACKS IN SEGMENT

Blade is too hard for material being cut.	Use blade with softer bond.
---	-----------------------------

TECHNICAL SUPPORT: PRODUCT ADVICE

THE DIFFERENT SEGMENT SHAPES



SEGMENTED

The gullets (space between the segments) help to extract cutting dust and cool the blade. They also offer the blade a little flexibility to prevent cracks developing when used in demanding conditions. Ideal for concrete, reinforced concrete, asphalt and all building materials.



FLAT CONTINUOUS RIM

Continuous rim blades are required for a good quality finish. The flat continuous surface means there are no shocks against the material that could create chips in the workpiece. This type of blade is particularly suitable for tiles that need a perfect finish.



TURBO CORRUGATED CONTINUOUS RIM

When the material is extremely hard a more aggressive cut is needed, so a corrugated continuous rim is the best fit. This design gives small shocks to the workpiece when tackling the hardest tiles and building materials. Suitable for ceramic and porcelain tiles, granite, roof tiles and other hard materials.

TILE SAW ADVICE

NEVER FORCE CUTTING AND ALLOW THE BLADE AND THE MOTOR TORQUE OF THE MACHINE TO DO THE WORK

- Make sure the water pump is properly immersed before use.
- Clean the water pump and the water tray right after use to avoid the formation of a solid deposit, to work in full safety and increase the lifespan of the machine.
- On tile saws, make sure that the dividing knife (blade guard support) is properly aligned with the diamond blade to avoid the blocking and the break-in of the tiles.
- Always slow down the infeed speed at the end of the cut to avoid breaking the tile and to obtain a satisfactory quality of cut.

For optimum results, we recommend that you equip your Norton Clipper machines with Norton Clipper diamond blades, designed specially for wet cutting of tiles.



MASONRY SAW CUTTING METHODS

FULL DEPTH OR FIXED CUTTING

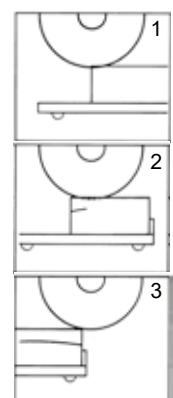
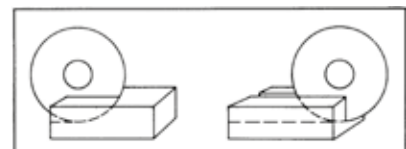
In full depth or fixed cutting, the cutting head is locked in a fixed position and the material is pushed into it as shown.

This technique usually provides greater efficiency than merely holding the head down. It works well with wet diamond blades cutting some soft materials. It is less efficient overall than the "Step Cutting" method for most materials, especially when using abrasive blades.

MULTIPLE STEP CUTTING

Multiple step cutting consists of moving the conveyor cart with the material to be cut backwards and forwards under the rotating blade.

- Place the material to be cut on the conveyor cart firmly against the cutting guide and the backstop, keeping hands well away from the blade.



- Start the machine.
- Move conveyor cart forward near the blade and pull down the cutting head until blade is lowered to a point where it will lightly contact the surface of the material.
- Pass the material beneath with rapid full length strokes, taking a shallow cut (approximately 3mm deep as shown on the picture) on the forward stroke. On the backward stroke, lift the blade just clear over the cutting line.
- Complete each rapid stroke backward and forward by passing the material beyond the centre of the blade before starting the reverse movement of the conveyor cart.



Clipper's Tip

NOTE: The harder the material, the more rapid the forward and backward strokes should be. Step cutting lessens the area of the blade circumference in contact with the material, keeping the blade cool, running free and cutting at peak efficiency.

- Be sure the water pump is plugged into the connection on the masonry saw motor. Make sure the water pump is on before starting a wet-cutting operation.
- Handle on petcock should be turned in line with the water flow. Start motor and be certain that both sides of the blade are getting an adequate flow of water.
- At all times make sure that the water level covers the screen on the bottom of the pump. Do not let sludge and dirt get deep enough in the pan to block the pump inlet.
- Clean the water-tray and the pump after use.
- Adapt the infeed speed applied on the diamond blade and the depth of cut to prevent over-heating and failure of the motor.

FLOOR SAW ADVICE

BLADE SELECTION AND MOUNTING

Make sure that the diamond blade specification is selected according to the material to cut and to the power of the machine. Before mounting any blade on the saw, the blade should be inspected for any damage that might have occurred during shipment, handling or previous use.

The blade must be properly fitted over shaft and drive pin. Drive pin must project through hole in blade and into collar. Do not force the blade onto shaft.

The blade guard must always be in place when the saw is running.

Always use a proper size blade guard for the size blade being used. The operator should wear safety glasses and appropriate safety equipment at all times.



MACHINE MAINTENANCE AND SAFETY PRECAUTIONS

Total Daily Exposure (C)	< 2,5m/s ²	2,5m/s ² < DE < 5m/s ²	> 5m/s ²
Status	No action needed (D)	Employer must take actions to reduce or eliminate HAV	Employee must not work anymore

The EU Directive 2002/44/EC (the 'Vibration Directive') places responsibilities on employers to ensure that risks from hand-arm vibration are eliminated or reduced to a minimum. It also sets maximum limits to the daily exposure to hand-arm vibrations.

Each time you use brand new belts, check and set tension after 1 hour utilisation : poor tension setting is the main cause for early wear out of belts. Check the air-filter regularly to preserve the life and performance of the engine.

Adequate coolant must be used when sawing with wet cutting diamond blades. An adequate coolant supply is required for wet cutting blades to maintain blade life and cutting efficiency.

If for any reason the blade stalls in the cut, raise the blade out of the cut and check the outside blade shaft collar and nut for tightness before restarting the engine. Inspect the blade for damage. Use care when resuming a cut. Make certain that the blade is in alignment with the previous cut.

Never leave a floor saw unattended while its engine is running. Always secure the saw from rolling when not in use. Operate the engine at the proper RPM. Never alter RPM or governor setting. In case of an EMERGENCY: "SHUT OFF ENGINE."

CONCRETE OR ASPHALT CUTTING METHODS

During cutting, do not exert excessive side pressure on the handles as a method of steering. Do not force the blade into material by lowering the blade too quickly or by increasing the speed of the saw.

The larger diameter blades, 450mm and above, are systematically used in a step cutting method at cutting depths of 5cm to 8cm in short travel distances of 15 to 20min. This allows the blade to remain in a free cutting condition and can allow for up to 30% reduction of the total cutting time.

For the deepest cuts (> 20cm), it is recommended to make the first cutting-steps with a small diameter diamond blade (\leq 450mm), and then to use a larger diameter diamond blade only for last deepest steps.

This procedure preserves the lifespan of the most expensive blade.



GREEN CONCRETE CUTTING METHODS

Green concrete is cut to control cracking in large concrete floors.

The initial cutting of the concrete is done within a 24 hour period at a depth of $\frac{1}{3}$ to $\frac{1}{4}$ of the total concrete thickness. Generally 300 and 350mm diameter blades are used with 3 or 4mm widths.

After the initial cut has been made, the joint may require additional widening for the backing rod and/or sealant. This requires a blade diameter of 300 or 350mm in widths up to 10mm. This operation requires sometimes 'Bevel' blades with triangular segments to generate a chamfer on the joint edges.

DRILLING ADVICE

THE PERFORMANCE OF ANY DIAMOND CORE BIT DEPENDS HEAVILY ON THE USE OF PROPER DRILLING TECHNIQUES. ALTHOUGH DRILLING CONDITIONS AND MATERIALS MAY VARY, FOLLOWING SPECIFIC GUIDELINES & SAFETY PRECAUTIONS ENSURES SAFE, FASTER DRILLING SPEED AND LONGER BIT LIFE.



Clipper's Tip

IMPORTANT: Always wear proper safety equipment; wear safety glasses, safety footwear, hearing and head protection, and respiratory equipment where required.

CORE DRILLING TECHNIQUES

Drilling can be made with handheld or fixed equipment.

Handheld drilling has the advantage to require less preparation and is a faster operation, but is recommended for drilling diameters up to 150mm only. Handheld motors safety clutch are designed to protect the end-user against hand-arm injuries and are thus fitted to much less torques than for a fixed drilling operation.

Fixed drilling requires more preparation work to fasten properly the equipment, but then allows much larger drilling diameters with non-limited torques.

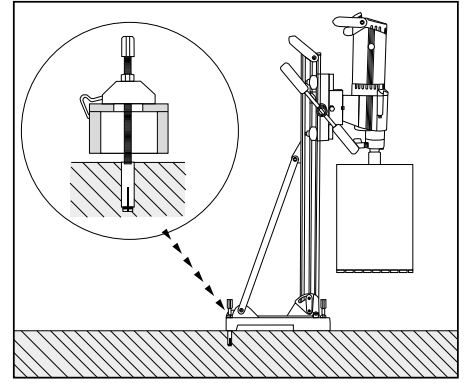
You can consult our product selection charts to choose the best tool for each of your requirements.

DRILL RIG FASTENING

Secure the core drill to the work surface so that there is no movement in the drill that would allow the bit to bind in the hole. There are three main fixing methods:

DOWEL FIXING

- Measure and mark clearly both the drilling location and drill rig fastening hole.
- Select the right type of dowel adapted to the material to drill.
- Use dowel installation tool with a hammer to ensure the dowel is perfectly tighten into the material.
- Position the drill rig over the drilling location, using the laser pointer.
- Tight and adjust the drill rig using the 3 adjusting screws and the spirit-level.



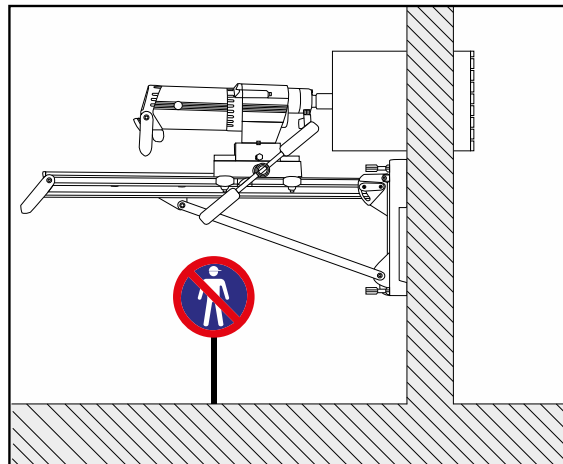
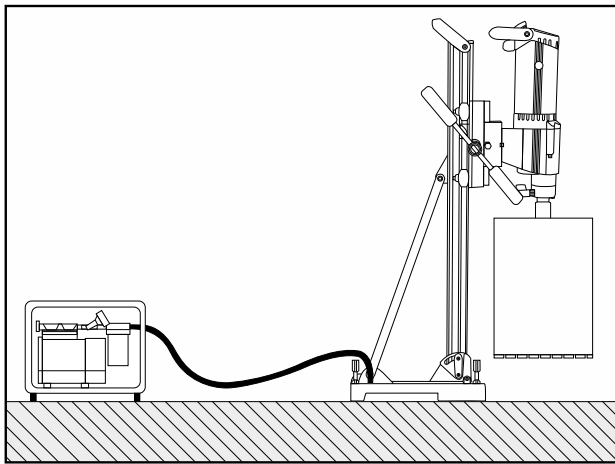
VACUUM FIXING



Clipper's Tip

CAUTION: Vacuum fixing requires a solid and flat surface to ensure the best safety for the operators. Make sure the surface won't break or detached under the weight of the drilling equipment.

- Measure and mark clearly the drilling location.
- Position the vacuum base and plug it to the vacuum pump. Ensure the vacuum purge tap is closed.
- If required, add some weight or pressure above the vacuum base to help generating the vacuum.
- Fix the threaded rod to the vacuum base and position the drill rig over the drilling location, using the laser pointer.
- Tight and adjust the drill rig using the 3 adjusting screws and the spirit-level.



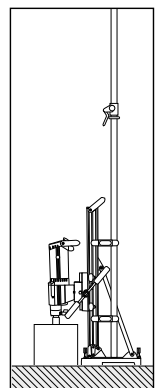
BRACE FIXING



Clipper's Tip

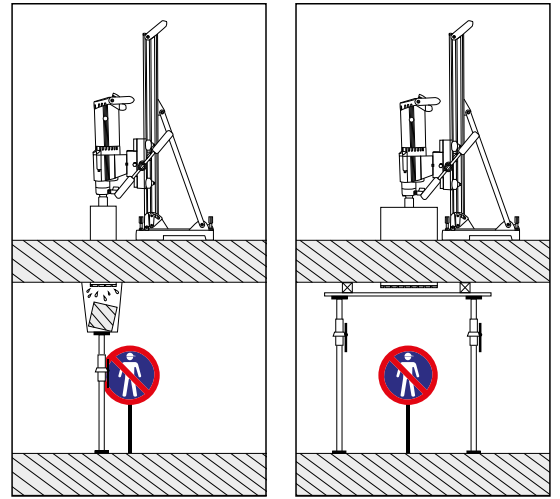
CAUTION: brace fixing requires a solid surface on both ends of the brace to ensure the best safety for the operators. Make sure the surface won't break or detach under the strength of the brace tightening.

- Measure and mark clearly the drilling location.
- Position the drill rig and fix it with the brace. You can position the telescopic brace either on the top of the column or directly on the drilling base.
- Tight and adjust the drill rig using the 3 adjusting screws and the spirit-level.



CORE DRILLING OPERATION

- Mount the drilling motor on the rig.
- Use a quick-release ring between the motor and core bit to prevent blockage after work.
- Set the proper rotation speed depending on the drilling diameter.
- Plug to water supply and set a sufficient supply of water to ensure that hole will be constantly flushed of abrasive slurrys.
- Plug the three-pronged plug (PRCD) on the power cord of the motor into a grounded electrical outlet of the appropriate voltage.
- Slowly lower the bit into the cut so that there is no skidding or lateral movement of the core bit. The entire circumference of the core bit should penetrate the drilling surface before additional pressure is applied to the handle.
- Exert steady downward pressure onto the core bit whilst drilling. Do not force the core bit into the material.
- Do not stop the flow of water or the rotation of the core bit as long as the core bit is in the hole. If the drilling rate decreases noticeably, check the core bit. The slower penetration rate generally means that the core bit is dull and needs to be reconditioned.



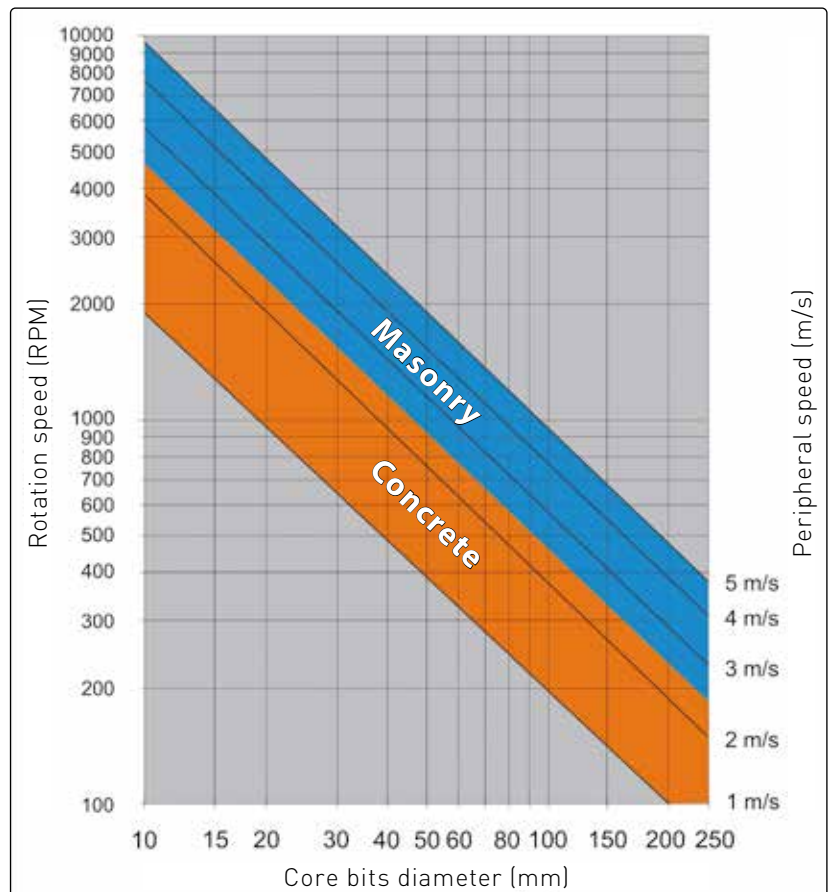
In most cases, core drilling requires the use of water. Properly ground the core drill, as the use of any electrical tools in wet areas can be hazardous.

The core drill must be securely fastened to the intended work surface (wall, deck, etc.), using anchor bolts, vacuum pad or jack screw.

Use extreme caution when drilling through floors. Check for electrical conduit.

Provide protection for all personnel and materials below the areas being drilled.

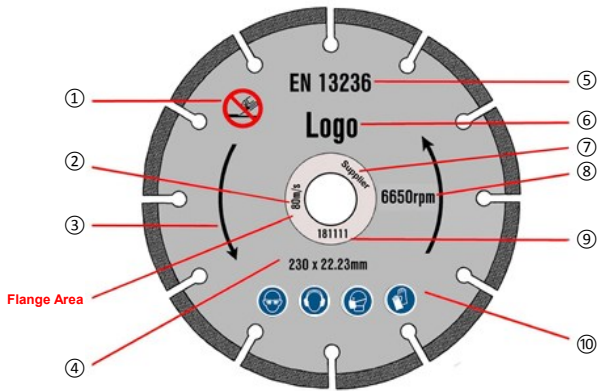
OPTIMAL RPM FOR DIAMOND CORE BITS



DIAMOND TOOLS SAFETY RECOMMENDATIONS

DIAMOND BLADE DO'S & DON'TS

Explanation of marking required by EN 13236 *



1	Restriction of use	6	Name of manufacturer, supplier, importer, or Registered Trade Mark
2	Maximum operating speed	7	Name of the supplier (producer, importer, or distributor) or a Registered Trade Mark.
3	Direction of rotation	8	Maximum rotational frequency (rpm)
4	Dimensions (mm)	9	Traceability code
5	Declaration of conformity	10	Safety pictograms (PPE) Mandatory in France

* EN 13236 marking shows that the producer has followed the essential safety requirements of the European safety standard for diamond saws in order to reduce the risks for the end-user. The markings from 1 to 9 listed above are mandatory for products marked EN 13236.



IMPORTANT NOTICE

Every effort has been made to ensure that all information supplied in this leaflet is accurate and up to date. We cannot accept, however, responsibility for any error or omission, nor for any consequential loss or damage so arising (E & OE).

© FEPA June 2015

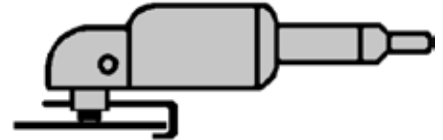


SAFETY RECOMMENDATIONS FOR THE USE OF DIAMOND SAWS FOR ANGLE GRINDERS

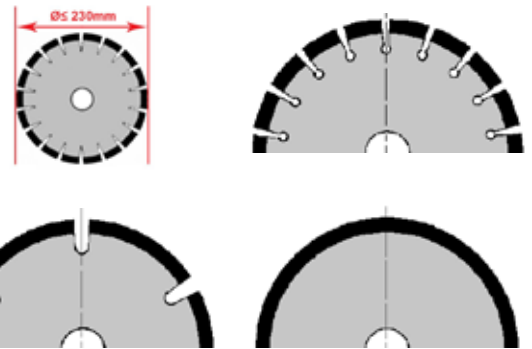
PASS ON THIS LEAFLET TO THOSE USING DIAMOND SAWS
The recommendations contained in this leaflet should be followed by all users of abrasive products in the interests of their personal safety

GENERAL PRINCIPLES OF SAFETY

Diamond saws improperly used can be very dangerous. This leaflet focuses on diamond saws for angle grinders. It only covers straight cutting. This leaflet applies to diamond saws used on angle grinders (not petrol saws).



This leaflet applies to flat diamond saws: segmented and continuous rim.




BLADE MARKING SYSTEMS

- 1 Product Name
- 2 Wet or Dry cutting
- 3 Laser Welding Logo
- 4 European Standards
- 5 Material Pictograms
- 6 Quality tier rating
- 7 Diameter and Bore (hole) size
- 8 EAN 13 Code
- 9 Machine Pictogram
- 10 Safety and Restrictions of Use



BLADE MARKING SYSTEMS

- 1 Manufacturer's Name
- 2 Article Number
- 3 Application Safety Standard
- 4 Direction of Rotation
- 5 Specification
- 6 Diameter and Bore
- 7 Manufacturer's production code required for traceability
- 8 Maximum operating speed in RPM and m/s



SAFETY & INFORMATION PICTOGRAMS :



Do not use for face grinding



Do not use with hand-held grinding machine



Do not use for wet grinding



Only suitable for wet grinding



Wear eye protection



Wear protective gloves



Only to be used with a back-up pad



Wear ear protection



Wear a mask



Refer to instructions manual/booklet



Do not use if damaged




Do not use if damaged



Danger : risk of cut



Danger : risk of cut



Never move the machine with the blade running idle



Blade direction of rotation

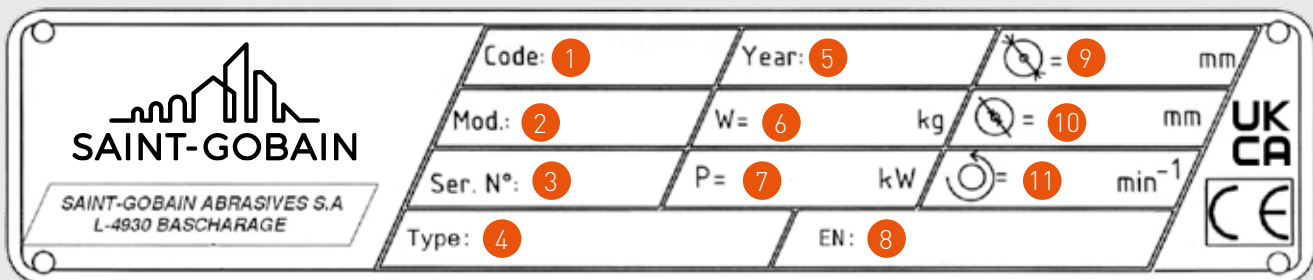


Do not lift the machine from here



Lift from here

MACHINE MARKING



- 1 Machine Code
- 2 Machine Model
- 3 Serial Number
- 4 Machine Type
- 5 Year of Production
- 6 Weight
- 7 Power
- 8 Safety Standard
- 9 Blade Speed
- 10 Bore Diameter
- 11 Max. Blade Diameter

SHAPE SPECIFICATION SYSTEM



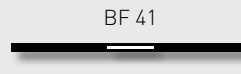
Depressed centre grinding wheels. Available in diameters 76-230mm for hand-held machines

Application: grinding



Depressed centre grinding wheels. Available in diameters 115mm & 125mm for hand-held machines

Application: grinding



Flat cutting discs. Available in diameters 40-400mm for hand-held machines & 250-400mm for stationery machines

Application: cutting-off



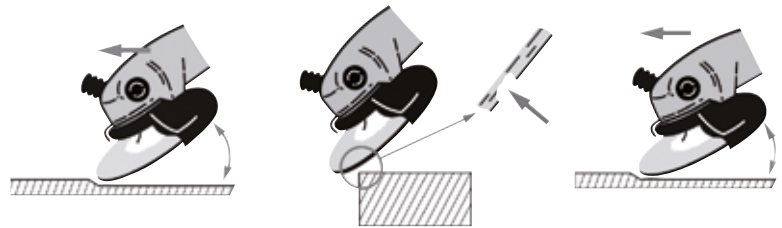
Depressed centre cutting discs. Available in diameters 76-230mm for hand-held machines

Application: cutting-off

PORTABLE GRINDERS

GRINDING ROUGH WORK

- Do not use a cutting disc for snagging.
- Do not work with the side of a wheel, you will cut the reinforcing cloths.
- Work at an angle of 10 to 30° with a longitudinal action.



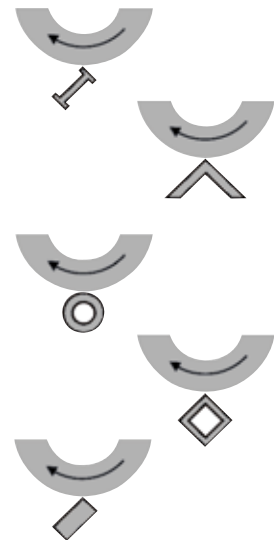
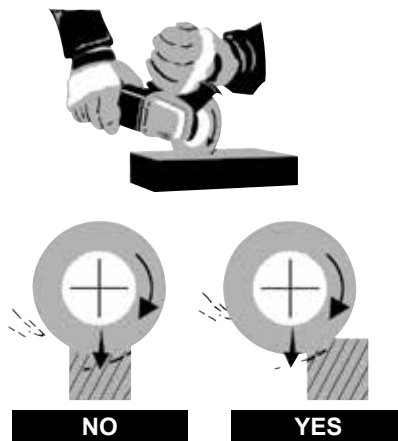
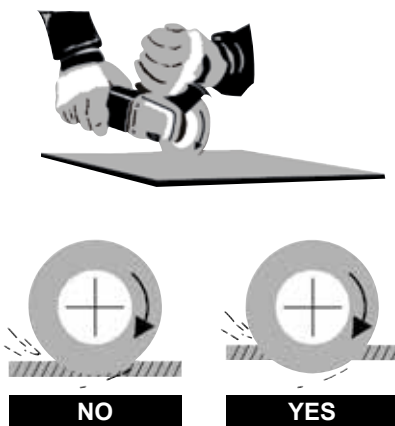
GRINDING FINISHING WORK

- Angle of work 15°.
- Rotary action.



CUTTING-OFF

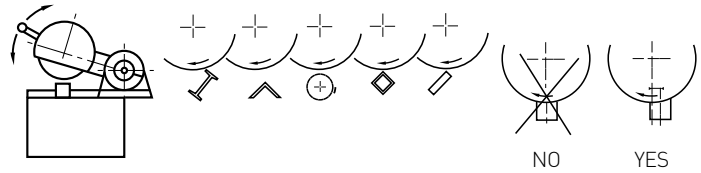
- Arrange the workpiece so that a uniform section can be cut.



FIXED MACHINE

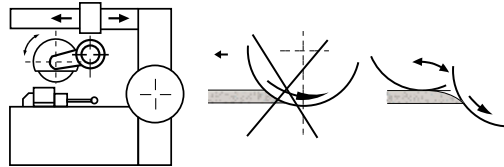
DOWNSTROKE HEADS

- Lay out the shape parts in order to have a constant section.
- Avoid any wedging of the grinding wheel.
- Make sure the wheel is cleared.



AUTOMATIC FEED

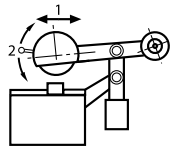
- In the case of thick parts, use the reciprocating motion of the carriage.



OSCILLATING HEADS

OPERATING MODE

- 1 – Oscillating
- 2 – Cutting-off



- Do not use this type of machine with a downstroke action.



SAINT-GOBAIN ABRASIVES NV/SA

INDUSTRIELAAN 129
1070 ANDERLECHT
BRUSSELS
BELGIUM
TEL: +32 2 267 21 00
FAX: +32 2 267 84 24

SAINT-GOBAIN CONSTRUCTION**PRODUCTS CZ A.S**

DIVIZE ABRASIVES
SMRČKOVA 2485/4
180 00 PRAHA 8
CZECH REPUBLIC
TEL: +420 255 719 326
FAX: +420 255 719 321

SAINT-GOBAIN ABRASIVES A/S

DYBENDALSVÆNGET 2
DK-2630 TAASTRUP
DENMARK
TEL: +45 4675 5244

PO BOX 643706

FORTUNE TOWER OFFICE 2106
JLT BLOCK C
(NEXT TO METRO STATION)
JUMEIRA LAKE TOWER, DUBAI
UNITED ARAB EMIRATES
TEL: +971 4 431 5154
FAX: +971 4 431 5434

SAINT-GOBAIN ABRASIFS

251 RUE DE L'AMBASSADEUR
78700 CONFLANS
FRANCE
TEL: +33 (0)1 34 90 40 00
FAX: +33 (0)1 34 90 43 97

SAINT-GOBAIN ABRASIVES GMBH

BIRKENSTRASSE 45-49
D-50389 WESSELING
GERMANY
TEL: +49 (0) 2236 703-1
+49 (0) 2236 8996-0
+49 (0) 2236 8911-0
FAX: +49 (0) 2236 703-367
+49 (0) 2236 8996-10
+49 (0) 2236 8911-30
FÜR DEN FACHHANDEL ÖSTERREICH
TEL: +43 (00) 662 430 076

SAINT-GOBAIN ABRASIVES KFT.

1225 BUDAPEST
BÁNYALÉG U. 60/B.
HUNGARY
TEL: +36 1 371 22 50
FAX: +36 1 371 22 55

SAINT-GOBAIN ABRASIVI S.P.A

VIA PER CESANO BOSCONI 4
I-20094 CORSICO MILANO
ITALY
TEL: +39 02 44 851
FAX: +39 02 44 78 266

SAINT-GOBAIN ABRASIVES S.A.

190 RUE J.F. KENNEDY
L-4930 BASCHARAGE
GRAND DUCHE DE LUXEMBOURG
TEL: +352 50 401 1
FAX: +352 50 16 33
NO. VERT (FRANCE) 0800 906 903

SAINT-GOBAIN ABRASIFS, S.A.

2 ALLÉE DES FIGUIERS
AIN SEBAA - CASABLANCA
MOROCCO
TEL: +212 5 22 66 57 31
FAX: +212 5 22 35 09 65

SAINT-GOBAIN ABRASIVES BV

GROENLOSEWEG 28
7151 HW EIBERGEN
P.O. BOX 10
7150 AA EIBERGEN
THE NETHERLANDS
TEL: +31 545 466466
FAX: +31 545 474605

SAINT-GOBAIN ABRASIVES AS

KARIHAUGVEIEN 89
1086 OSLO
NORWAY
TEL: +47 63 87 06 00
FAX: +47 63 87 06 01

SAINT-GOBAIN HPM POLSKA SP. Z O.O.

UL. NORTON 1
62-600 KOŁO
POLAND
TEL: +48 63 26 17 100
FAX: +48 63 27 20 401

SAINT-GOBAIN ABRASIVOS, L. DA

ZONA INDUSTRIAL DA MAIA
I-SECTOR VIII, NO. 122
APARTADO 6050
4476 - 908 MAIA
PORTUGAL
TEL: +351 229 437 940
FAX: +351 229 437 949

**SAINT-GOBAIN GLASS,
BUSINESS UNIT ABRASIVI
PUNCT DE LUCRU:**

LOC.VETIS, JUD. SATU MARE
447355, STR. CAREIULUI 11,
PARC INDUSTRIAL RENOVATIO
ROMANIA
TEL: +40 261 839 709
FAX: +40 261 839 710

SAINT-GOBAIN AFRICA

300 JANADEL AVE
HALFWAY GARDENS
MIDRAND, 1686
SOUTH AFRICA
TEL: +27 (0) 12 657 2800
FAX: +27 (0) 11 388 1605

SAINT-GOBAIN ABRASIVOS, S.A.

CTRA. DE GUIPÚZCOA, KM. 7,5
E-31195 BERRIOPLANO (NAVARRA)
SPAIN
TEL: +34 948 306 000
FAX: +34 948 306 042

SAINT-GOBAIN ABRASIVES AB

GÅRDSFOGDEVÄGEN 18A
SE-168 66 BROMMA
SWEDEN
TEL: +46 8 580 881 00
FAX: +46 8 580 881 30

SAINT-GOBAIN INOVATIF MALZEMELER VE

AŞINDIRICI SAN. TIC. A.Ş.
GOLD PLAZA, ALTAY ÇEŞME MAHALLESİ,
ÖZ SOKAK, NO:19/16
34843 MALTEPE-ISTANBUL ,
TURKEY
TEL: 0090-216-217 12 50
FAX: 0090-216-442 40 74

SAINT-GOBAIN ABRASIVES

UNICORN HOUSE
UNIT 1, AMISON CLOSE
REDHILL BUSINESS PARK
STAFFORD
ST16 1WB
UNITED KINGDOM
TEL: +44 1785 279553
FAX: +44 1785 213487



Saint-Gobain Abrasifs
European Headquarters
251 Rue de l'Ambassadeur
78700 Conflans
France

Tel: +33 (0)1 34 90 40 00
Fax: +33 (0)1 34 90 43 97

www.nortonabrasives.com
www.youtube.com/NortonAbrasiveSEMEA

Norton is a registered trademark of Saint-Gobain Abrasives.
Form # 4365





SAINT-GOBAIN

Verity

SURFACE SOLUTIONS BUILDING & CONSTRUCTION

2024