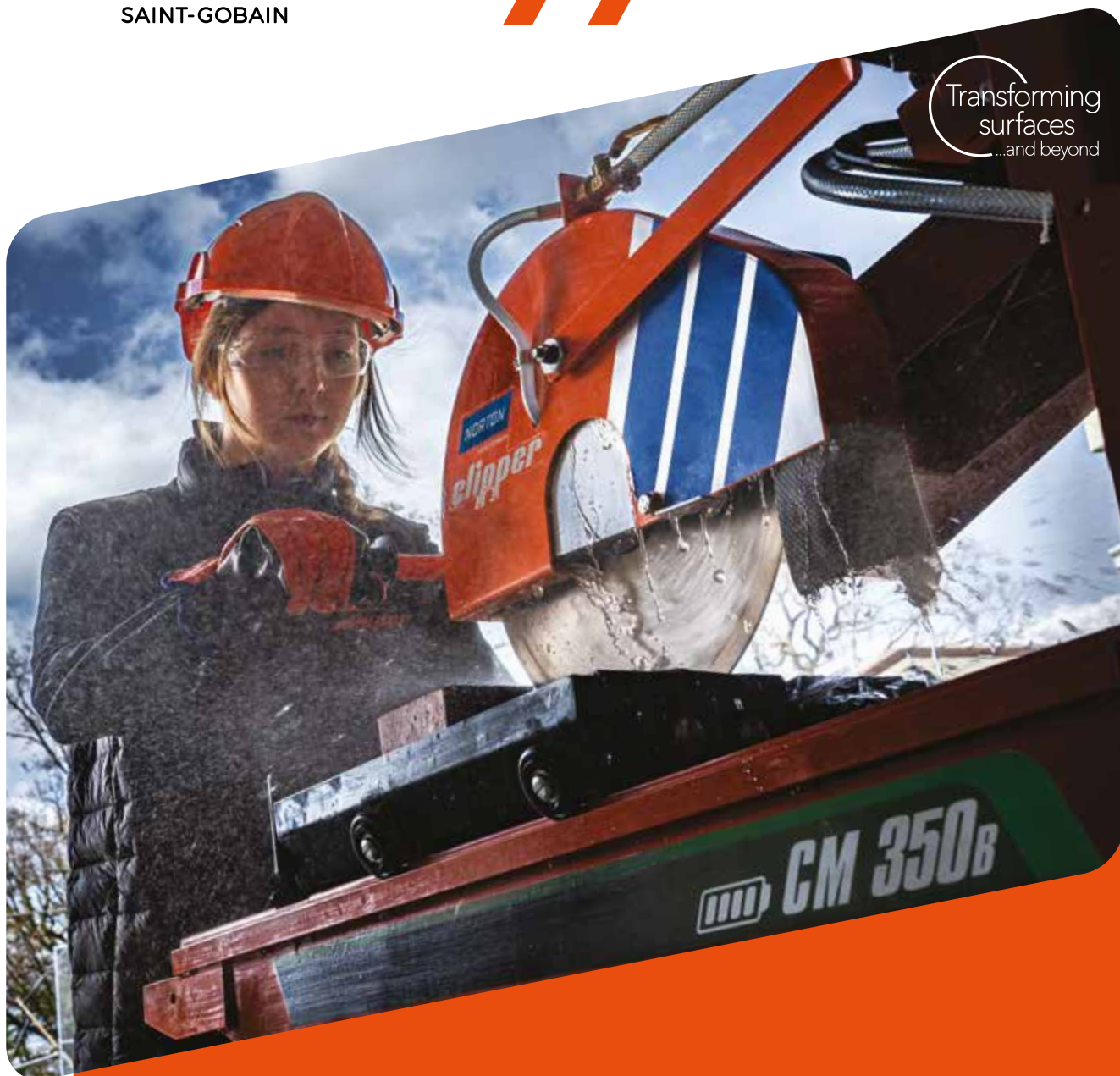


Transforming  
surfaces  
...and beyond



SURFACE SOLUTIONS

# BUILDING & CONSTRUCTION

2024





**NORTON**

SAINT-GOBAIN

**clipper**

Norton Clipper Battery Range

# NO COMPROMISE JUST POWER

Unleashing innovation: A comprehensive new range, powered by a single battery, watch our video now!



[www.nortonabrasives.com](http://www.nortonabrasives.com)  
[www.youtube.com/NortonAbrasiveEMEA](http://www.youtube.com/NortonAbrasiveEMEA)

  
SAINT-GOBAIN



# CONTENTS

## INTRODUCTION

04-30

Reshaping the face of construction	06	Innovations	16
Diamond tool quality tiering	07	Merchandising solutions	18
Selecting the right blade for your material	07	Supporting sustainability in the abrasives industry	19
Carbide tipped blade (TCT) range	08	Product quality standards & user safety on site	20
Product name conversion chart	09	Diamond product range index	22
After-Sales service & support	14	Machine range index	24
A complete range	15	Diamond blade recommendation guide	26

## DIAMOND TOOLS

31-92

Concrete & reinforced concrete diamond blades	31
Universal building material diamond blades	37
Multi-material diamond blades	51
Ceramics & porcelain tiles diamond blades	55
Granite, marble & natural stone diamond blades	61
Asphalt / Abrasive material diamond blades	65
Refractory material diamond blades	71
Drilling core bits	77



## NORTON CLIPPER SAW BLADES

93-118

Getting to know our product ranges	94	Understanding our product	112
Blades for wood & composites	99	At a glance packaging design	116
Blades for multi-material	104	4-step guide to choosing the right blade	118
Blades for veneer & laminates	107		
Blades for aluminium	109		



**NEW**

## BATTERY RANGE



MASONRY SAW  
**CM350 B**

**137**



FORWARD PLATE  
**CFP 13W**

**156**



UPRIGHT RAMMER  
**CR11 B**

**156**



FLOOR SAW  
**CS352 B**

**163**



POWER FLOAT  
**CT601 B**

**196**

## NORTON CLIPPER MACHINES

119-200



Tile Saws

**119**



Masonry Saws

**131**



Compaction Equipment

**151**



Floor Saws

**159**



Handheld Cut-Off Saws

**175**



Drilling Rigs

**179**



Power Floats

**193**

## ABRASIVES

201-306

## TECHNICAL

229-319

Cutting disc & grinding wheel

**201**

Coated abrasives for machine sanding

**207**

Coated abrasives for hand sanding

**218**

Coated abrasives for floor sanding

**224**

Troubleshooting diamond products

**230**

Technical support: product advice

**232**

Diamond tools: safety recommendations

**237**

Cutting disc & grinding wheels advice

**239**



# RESHAPING THE FACE OF CONSTRUCTION

NORTON CLIPPER PROVIDES A ONE-STOP SHOP FOR ALL CUTTING, DRILLING, GRINDING, COMPACTION AND SANDING JOBS WITHIN THE BUILDING AND INDUSTRIAL CONSTRUCTION MARKETS.

From residential and habitat projects to large-scale civil engineering ventures and everything in between – we can equip you with the safest and best performing construction blades, machines and abrasives that not only help to improve your personal comfort but contribute to a greener environment.

It was Norton Clipper that revolutionised the building and construction industry with the invention of the world's first laser-welded diamond blade. Since then, we have continued to innovate: our award-winning silent blades are perfect for noise-sensitive areas like hospitals, schools, offices, residential spaces and city centres. The introduction of infiltrated High Density technology (i-HD™), the latest revolution in diamond

tool manufacturing, providing unrivalled performance, greater comfort, lower energy production and improved safety, which is second to none.

Additionally, Norton Clipper boasts the widest range of diamond tools for cutting the most common surfaces: reinforced concrete, granite, tiles, stone and asphalt. We're well known for supplying high performance machines, including masonry, floor, tile and handheld saws, core drilling equipment, floor grinders and power trowels. Whatever your trade, we can offer you safe, high-quality construction blades, machines and abrasives to help you build, renovate and improve our habitat.

## THE NORTON CLIPPER IDENTITY

In recent years, Norton Clipper has been completely revitalised. Through significant brand investment, we have improved and modernised machine livery and packaging design to enhance the brand's unique identity. The Norton Clipper orange is unmistakable, instantly recognisable and synonymous with quality.





# DIAMOND TOOL QUALITY TIERING

Within the Norton Clipper diamond tool range, we offer a choice of four performance levels, adapted to the requirements of our customers. Quality tiering is clearly communicated through the range names: Extreme, Pro, Classic and Standard, which are supported on the packaging by the number of quality diamonds located underneath the names. An additional performance indicator on the sleeve quickly and effectively indicates Pro and Extreme products.



## CLASSIC



**CLASSIC:** good quality versus performance ratio for occasional use.

## PRO



**PRO:** professional quality for frequent use, designed for high performance and great productivity.

## EXTREME



**EXTREME:** the most innovative Norton Clipper blades, with the fastest and smoothest cutting speeds and extremely long life, for the heaviest use.

## STANDARD

**STANDARD:** Simple range designed with the customer in mind. Focused on key applications and providing the user with a reliable solution.

## SELECTING THE RIGHT BLADE FOR YOUR MATERIAL

To make selecting the right blade as easy as possible, our material colour coding system has been applied to all of our packaging.



**RED for:**

- Reinforced Concrete
- Cured Concrete



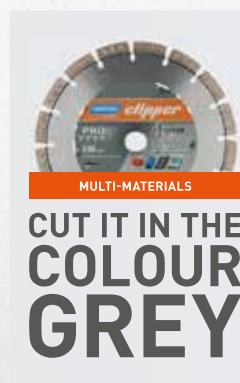
**BLUE for:**

- Bricks
- Blocks
- General Building Materials



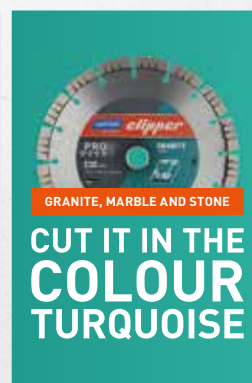
**GREEN for:**

- Porcelain
- Ceramic Tiles



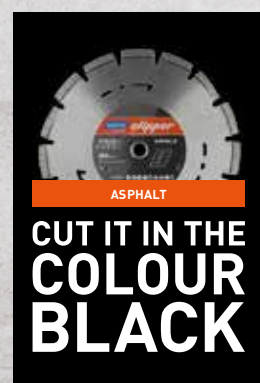
**GREY for:**

- Multi-Materials from hard concrete to the most abrasive asphalt



**TURQUOISE for:**

- Granite
- Marble
- Natural Stone



**BLACK for:**

- Asphalt
- Abrasive Materials



**ORANGE for:**

- Refractory Materials



# CARBIDE TIPPED BLADE (TCT) RANGE


When our customers demanded a high-quality alternative saw blade range, Norton Clipper answered the call. Flawless cutting every time, reliable quality, clear and easy to choose ranges.

FOUR APPLICATIONS, FOUR GREAT RANGES, FOR PROFESSIONALS.  
WE HAVE THE BLADE YOU'RE LOOKING FOR.



## WOOD & COMPOSITES

Encompassing solutions for hard and soft wood, wooden panels, OSB, MDF, and HDF, these blades are built for power, precision and durability.



## MULTI-MATERIALS

Designed with cutting construction timbers, pallets, nails and non-ferrous metals in mind. Concerns about damaging these blades are a thing of the past.



## VENEER & LAMINATES

Whether you need to cut melamine-faced boards, plywood, laminated panels or sheets of HPL, we have a professional blade to suit.



## ALUMINIUM

This is Norton Clipper's specialist range of blades suited to cutting aluminium, brass, and copper.

# MACHINE NAME CONVERSION CHART

NAMING STRUCTURE EXAMPLE – **TT180**:

[Machine Type]	[Key Dimension]	[Version Number]
[Tile Table Saw]	[180mm diameter]	[version 0]

## TILE SAWS



MACHINE NAME	MEANING	MACHINE NAME	MEANING
TT180	Tile Table Saw ø180mm - version 00	TR232 S	Tile Rail Saw ø230mm - version 02 - short cutting length
TT200	Tile Table Saw ø200mm - version 00	TR232 L	Tile Rail Saw ø230mm - version 02 - long cutting length
TT251	Tile Table Saw ø250mm - version 01	TR252	Tile Rail Saw ø250mm - version 00
TR202	Tile Rail Saw ø200mm - version 02		

## MANUAL TILE CUTTERS

MACHINE NAME	MEANING	MACHINE NAME	MEANING
CTM640	Clipper Tile Manual - Cutting length 640mm	CTM1200	Clipper Tile Manual - Cutting length 1200mm
CTM935	Clipper Tile Manual - Cutting length 935mm		

## MASONRY SAWS



MACHINE NAME	MEANING	MACHINE NAME	MEANING
CPS41	Clipper Brick Breaker	CST150	Clipper Stone Saw - Cutting length 150cm - version 00
CM 35 Mini Clipper	Clipper Masonry Saw ø350mm - direct shaft - version 00	CST100 ALU	Clipper Stone Saw - Cutting length 100cm - aluminium - version 00
CGW	Clipper version G Wet (Masonry Saw) ø350 - direct shaft	CST120 ALU	Clipper Stone Saw - Cutting length 120cm - aluminium version - version 00
CM352	Clipper Masonry Saw ø350 - 1 <sup>st</sup> generation	CST120 UNO	Clipper Stone Saw - Cutting length 120cm - Classic version - version 00
CM42 Compact	Clipper Masonry Saw ø400 - direct shaft	ISM	Clipper Industrial Saw
CM350 B	Clipper Masonry saw ø350 - Battery	ISC	Clipper Industrial Saw
CM400 Junior	Clipper Masonry Saw ø400 - indirect shaft - version 00	CM70 ALU	Clipper Masonry Saw ø700mm Aluminium - version 00
CM450 Junior	Clipper Masonry Saw 450 - indirect shaft - version 00	JUMBO 651	Clipper Jumbo Masonry Saw ø650mm - version 01
CM401	Clipper Masonry Saw ø400 - indirect shaft - version 01	JUMBO 900	Clipper Jumbo Masonry Saw ø900mm - version 00
CM501 Major	Clipper Masonry Saw ø500 - indirect shaft - version 01	JUMBO 1000	Clipper Jumbo Masonry Saw ø1000mm - version 00
CM601 Major	Clipper Masonry Saw ø600 - indirect shaft - version 01	CMV 1000 Verto	Clipper Masonry Saw Vertical ø1000mm - version 00
CST100	Clipper Stone Saw - Cutting length 100cm - version 00	CM 1000 Jumbo	Clipper Masonry Saw ø1000mm - version 00
CST120	Clipper Stone Saw - Cutting length 120cm - version 00	CB311	Clipper Band Saw cutting height 311mm
		CB511	Clipper Band Saw cutting height 511mm
		CB651	Clipper Band Saw cutting height 651mm

## FLOOR SAWS



MACHINE NAME	MEANING
CS352	Clipper Street Saw ø350
CS352 B	Clipper Street Saw ø350 - Battery
CS451	Clipper Street Saw ø450 - version 01
CS502	Clipper Street Saw ø500
CS1-500	Clipper Street Saw ø500
CSB1	Clipper Street Saw - version 00

MACHINE NAME	MEANING
CS700	Clipper Street Saw ø700
CS451E	Clipper Street Saw ø450 Electric
CS7,5	Clipper Street Saw 7,5 kW ø800
Speedy Cart	Clipper trolley for petrol saw

## COMPACTORS



MACHINE NAME	MEANING
CFP 11W	Clipper Forward Plate - 11kN
CFP 13W	Clipper Forward Plate - 13kN
CFP13 WB	Clipper Forward Plate - 13kN - Battery
CFP 14W-P	Clipper Forward Plate - 16kN - Petrol
CFP 14W-D	Clipper Forward Plate - 16kN - Diesel

MACHINE NAME	MEANING
CFP 16W	Clipper Forward Plate - 16kN
CFP 21-P	Clipper Reversible Plate - 21kN - Petrol
CFP 21-D	Clipper Reversible Plate - 21kN - Diesel
CR11 B	Clipper Rammer - 11kN - Battery
CR 16	Clipper Rammer - 16kN

## HANDHELD CUT-OFF SAWS & WALL CHASERS



MACHINE NAME	MEANING
CP512 300	Clipper Petrol Saw 4kW 300mm - version 00
CP514 350	Clipper Petrol Saw 4kW 350mm - version 00

MACHINE NAME	MEANING
SC181	[Clipper] Saw ø180mm - version 01
SC401	[Clipper] Saw ø400mm - version 01

## DRILL MOTORS & DRILLING RIGS



MACHINE NAME	MEANING
CDM204	Clipper Drill Motor ø200mm - version 00
CDM354	Clipper Drill Motor ø350mm - version 00
CDR133	Clipper Drill Rig ø130mm - version 03

MACHINE NAME	MEANING
CDR163	Clipper Drill Rig ø160mm - version 03
CDR253	Clipper Drill Rig ø250mm - version 03
CDR353	Clipper Drill Rig ø350mm - version 03
CDP 300 & 350 ROBO	Clipper Drill Petrol ø300-350mm - version 00

## POWER FLOATS



MACHINE NAME	MEANING
CT 601	Clipper Trowel ø600mm - version 01
CT601 B	Clipper Trowel ø600mm - Battery
CT 901	Clipper Trowel ø900mm - version 01

MACHINE NAME	MEANING
CT901 HP	Clipper Trowel ø900mm - version 01
CT 1201	Clipper Trowel ø1200mm - version 01

## GRINDING MACHINES



MACHINE NAME	MEANING
CG 125	Clipper Grinder ø125mm - version 00
CG 180	Clipper Grinder ø180mm - version 00
CG 252	Clipper Grinder ø250mm - version 02
CG 280	Clipper Grinder ø280mm - version 00
CG 400	Clipper Grinder ø400mm - version 00
CG 450 UNO	Clipper Grinder ø450mm - Classic version - version 00

MACHINE NAME	MEANING
CG 550 UNO	Clipper Grinder ø550mm - Classic version - version 00
CG 550	Clipper Grinder ø550mm - version 00
CG 650	Clipper Grinder ø650mm - version 00
CG MULTI 430	Clipper Grinder Multipurpose ø430mm - version 00
CG WOOD 430	Clipper Grinder Wood ø430mm - version 00
CG CLEAN 430	Clipper Grinder Cleaning ø430mm - version 00

## DUST EXTRACTIONS



MACHINE NAME	MEANING
CV 270	Clipper Vacuum - 270m³/h - version 00
CV 402	Clipper Vacuum - 400m³/h - version 02
CV 430 P	Clipper Vacuum - 430m³/h - Plastic - version 00
CV 430 I	Clipper Vacuum - 430m³/h - Inox - version 00

MACHINE NAME	MEANING
CV 170	Clipper Vacuum - 170m³/h - version 00
CV 340	Clipper Vacuum - 340m³/h - version 00
SCV 27	Clipper Vacuum - Separator - version 00

# WE'RE MAKING IT EVEN EASIER TO ORDER OUR GREAT PRODUCTS



## Introducing the online ordering system from Saint-Gobain Abrasives - **MyAbrasives**

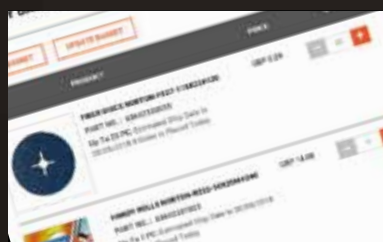
Our new user-friendly ordering system works very much like online retailers you use every day, making it much easier to navigate and get what you need, whether it's ordering, tracking or research.

[www.myabrasivesb2b.com](http://www.myabrasivesb2b.com)

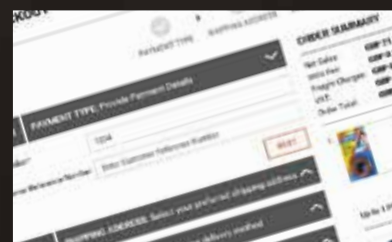
With MyAbrasives, the ordering process is now so simple:



Search for your product



Add to basket



Go to checkout

## THE NEW SYSTEM MAKES ORDERING EASIER:

1. Detailed product information and specifications, including images and videos
2. Access to order confirmations, product availability and delivery lead times
3. Available from smartphones, tablets and PCs 24/7
4. Automatically creates a list of most frequently ordered products for ease of future ordering
5. Save favourite lists to make ordering quicker and easier



## MYABRASIVES OFFERS GREATER FLEXIBILITY WITH NEW FEATURES AND SERVICES INCLUDING:

- **Product search:** you can now search by UPC, name, category, EAN number and filter and sort search results, making it much easier for you to find what you need
- **Order history and re-ordering:** you'll be able to see your past orders across all platforms (EDI, ABx, phone and fax) and these can also be easily re-ordered. Invoices, debit/credit notes and shipping status will also be visible in the 'Order History' section so you can be sure all of your paperwork is safe in one place
- **Quotes:** you can now request and track quotes in MyAbrasiveS rather than having to contact the customer services team separately
- **Saved orders:** you can save orders for future reference by putting multiple items in your cart and saving it, e.g. as 'Monthly Order'. You can also add a note to indicate the order frequency, e.g. 'order every month except December' and save it so you can re-order quickly and easily
- **Bulk orders:** if you need to make a bulk order, you can upload a CSV file directly into the system rather than having to search for each product individually
- **Recommended for you:** a new feature showing related products you may need to order
- **Extra support:** navigate the new system with FAQs and how-to videos or contact our dedicated helpline

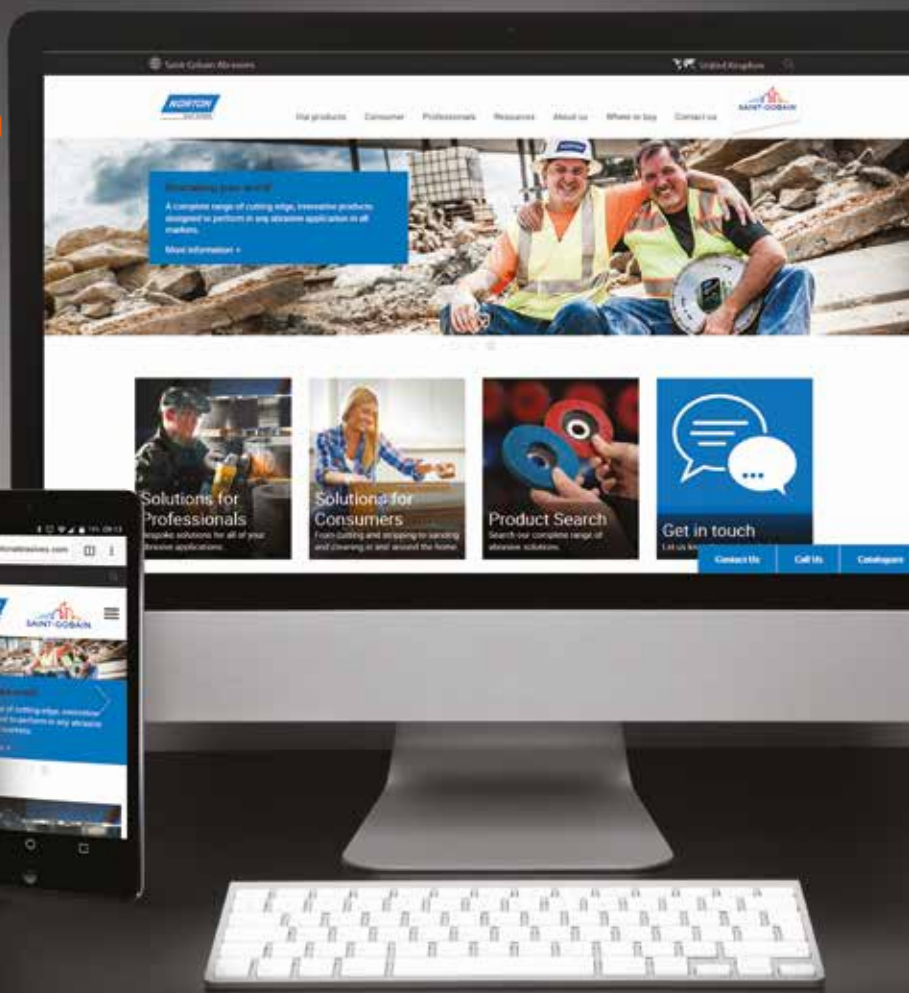
## Register today

Call your local customer service team to register and start using MyAbrasiveS today.

Tel - 01785 279 553



Transforming  
surfaces  
...and beyond



DISCOVER MORE FROM OUR EXPERTS,  
FIND MACHINE SPARE PARTS AND  
ACTIVATE YOUR GUARANTEE ONLINE AT

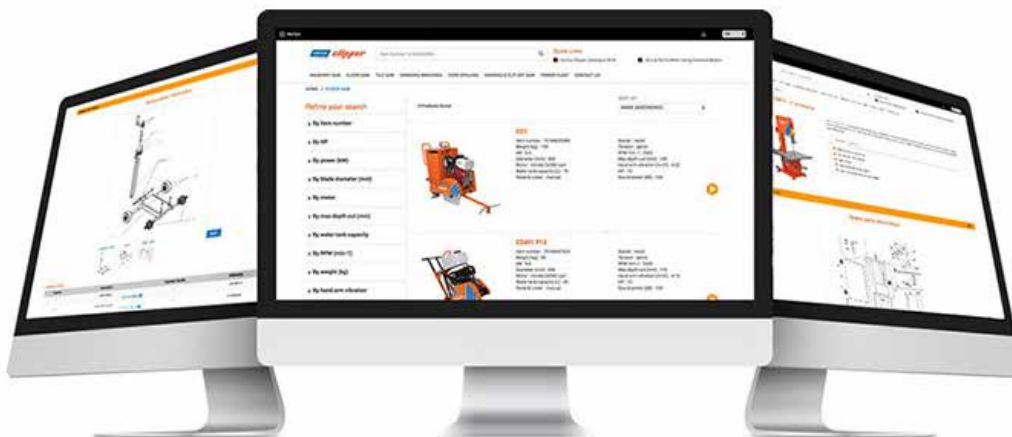
**[www.nortonabrasives.com](http://www.nortonabrasives.com)**

## NORTON CLIPPER SPARE PARTS WEBSITE

A vast library of replacement parts is now available at your fingertips with the Norton Clipper website. With our quick search and easy navigation, finding the ideal part for your machine has never been simpler.

The majority of Norton Clipper machines also feature a QR code that links to the spare parts website; helping you to find the correct spare part on your mobile phone.

You can find 24-hour access to important documents for each machine, such as brochures, spare part list manual, safety manuals and videos.



**<https://spareparts.nortonabrasives.com>**

# AFTER-SALES SERVICE & SUPPORT

By choosing Norton Clipper machines, diamond tools and abrasives, you are choosing quality products designed for professional users. All machines and related accessories are guaranteed for one year (excluding normal wear).

## ALL PRODUCTS ARE QUALITY-CHECKED DURING MANUFACTURING

If, despite quality checks, during the period of warranty (see table below) following purchase, any fault arises, your Norton Clipper machine must be returned (complete) to the sales outlet where you purchased it, together with your invoice or sales receipt.

After testing with accessories by the sales outlet, the machine can be shipped for repair to your nearest Norton Clipper after-sales service centre.

If the issue is with the internal combustion motor issue, please contact the local dealer directly.

If the warranty applies, the Norton Clipper after-sales team will return at its own expense the repaired and tested machine to the sales outlet. If the warranty doesn't apply due to incorrect use of the machine, a quotation for repair will be sent for approval before repair.

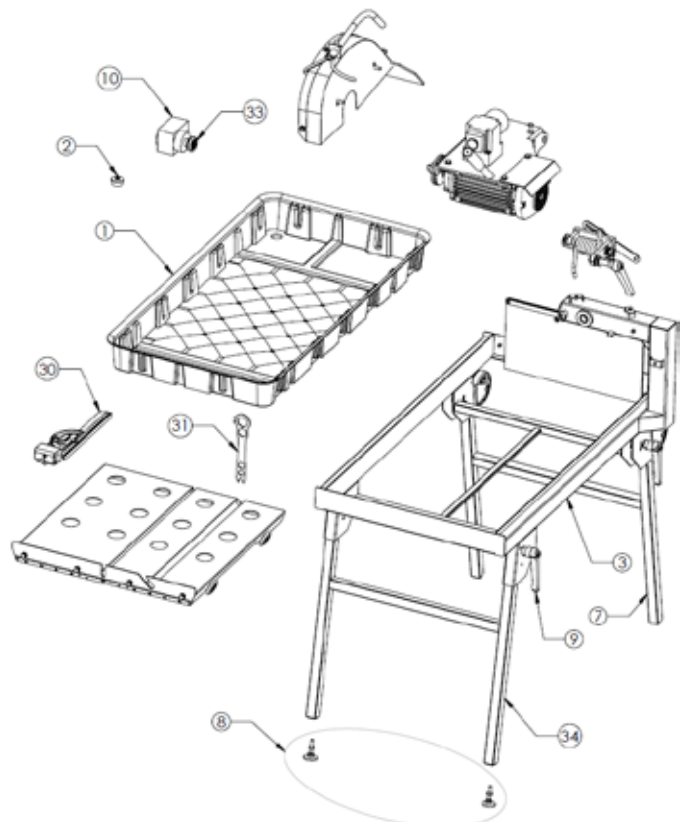
The repaired machine will be guaranteed for the time remaining until the expiry of the original guarantee.

All spare parts are available even after the machine has been taken off the market.

CDM range	2 years
Battery machines (with Honda motor)	2 years
CP512/CP514	6 month
Others	1 year



spareparts.nortonabrasives.com



# A COMPLETE RANGE

---

A leading abrasive brand in the construction industry for over 80 years with performance optimised machines and diamond-cutting tools, the Norton Clipper range is now extended to include abrasives for hand, machine and floor sanding, cutting discs and grinding wheels, providing a complete offering for all applications in the construction industry.



## CUTTING DISCS & GRINDING WHEELS

For use on multiple materials including steel-inox, steel and stone.



## MACHINE & HAND SANDING


Abrasives for belt machines, eccentric, orbital, delta sanders and angle grinders.

Whether sanding wood, paint, metal, plaster, filler or varnish, a specialist product is available. All sanding sheets featured can be used by hand or with a sanding block.



## FLOOR SANDING

A selection of belts and discs in a variety of grits and sizes for dimensioning, intermediate grinding and polishing applications.



## SAW ACCESSORIES

Four applications, four great ranges, for professionals. Solutions for wood and composites, veneer and laminates, aluminium and multi-materials.

# INNOVATIONS

## DELIVERING INNOVATIVE EXCELLENCE

Investing in R&D, stimulating the generation of new ideas, and increasing the speed at which cutting-edge science is transformed into market-ready products, are key priorities for Norton Clipper.

Product innovations are clearly highlighted throughout this catalogue. Norton Clipper's innovative approach is just one of the reasons for its position as the world's leading manufacturer of abrasives; specialising in everything from light equipment to diamond tools for building and construction.

Cutting edge innovation like the i-HDTM diamond blades are among the longest lasting and fastest blades in the market: our i-HDTM manufacturing process guarantees customers unrivalled performance and safe operation.

Norton Clipper's multi award winning Silencio blades are recognised as the quietest blade worldwide (up to 30x noise reduction compared with a standard blade) whilst maintaining premium cutting performance. The patented Norton Clipper ellipsoidal gullets also increase the safety aspect of the product by reducing the risk of cracking the steel centre.



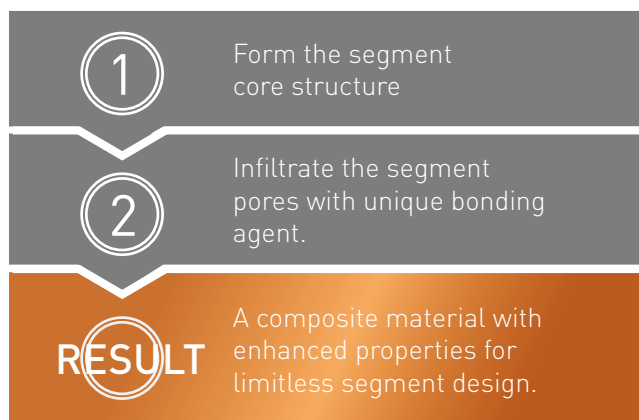
## i-HD™ TECHNOLOGY

Norton's Infiltrated High-Density technology (i-HDTM) combined with its patented diamond blades laser-welding process is the biggest breakthrough in diamond tools this century.

Through many years of research and development this revolutionary process delivers unrivalled performance, increased safety, lower energy manufacturing and a wide choice of segment design.

Infiltration achieves high uniform density across each whole segment without applying high pressure. This allows Norton Clipper to manufacture extremely robust segments that wear evenly, remain intact and perform well at higher cutting speeds.

The diamond grit is an integral part of the segment structure. During the patented process a special bond impregnates the core structure and binds the diamond grit into the segment. This ensures optimum use of the diamond grit, giving the diamond tools a long product life.







**NO COMPROMISE,  
JUST POWER!**

## NORTON CLIPPER BATTERY RANGE

The Norton Clipper battery range offers a revolutionary solution for construction applications by providing powerful and versatile battery-powered machines. Unlike traditional equipment that relies on petrol or diesel engines, these battery-powered machines eliminate harmful exhaust fumes and offer reduced noise and vibration levels.



## SILENCIO

Residential areas, city centres, schools and hospitals are especially sensitive to noise, with more and more local regulations preventing excessive noise pollution.

With up to 17mm high segments and a bespoke specification for each application, Norton Clipper Silencio is our most efficient diamond blade for granite, concrete and general purpose materials, while protecting the surrounding area from disturbing cutting noise.

## DID YOU KNOW?

Hand-Arm Vibration Syndrome can be caused by excessive use of power tools such as hand-held cut-off saws or grinding machines. With this in mind, Norton Clipper has developed the CS451 Floor Saw and EXTREME CG Comfort Grinding Cup, both of which reduce vibration levels and optimise operator comfort with built-in vibration dampening technology.



## CS451 FLOOR SAW

Robust, functional and reduces vibration levels by 40% for improved user comfort.

Optimised weight distribution for outstanding cutting performance, wet or dry.






## EXTREME CG Comfort

The latest development in grinding cup technology. Allows you to work 4x longer!

**Once you have tried it, there is no going back!**

## HAND-ARM VIBRATION LEVEL GUIDE

Hand / arm	< 2.5 m/s <sup>2</sup>	> 3.5 m/s <sup>2</sup>	> 4.5 m/s <sup>2</sup>
Body	< 0.8 m/s <sup>2</sup>	> 1.15 m/s <sup>2</sup>	> 2.5 m/s <sup>2</sup>
Work time	 <b>8</b> hours	 <b>4</b> hours	 <b>2</b> hours



# MERCHANDISING SOLUTIONS

Norton Clipper branded display kits feature a selection of components that can be tailored to different product and merchandising requirements. Additionally we offer a range of portable displays and a suite of point-of-sale graphic templates.

## STANDS DISPLAY KITS



### DISPLAY KITS

The complete kit comes with the all components needed to create a full display for all Norton Clipper products.

**KIT CONTAINS:** Base x1, pegboards x4, header x1, shelf x1, legs x2, single pegs x20, euro hooks x15

DESCRIPTION	QTY	ITEM No.	EAN
Complete kit with light	1	410048416	5900442682541
Complete kit without light	1	410048415	5900442682534

### ACCESSORIES

Accessories can be ordered separately if required.

NORTON CLIPPER HEADER WITH LIGHT OR WITHOUT LIGHT



SHELF WITH ENDS



SHELF



DRILL MOTOR  
HOOKS x2



EURO HOOKS  
x35



COREBIT HOOK  
1"1/4F & 1/2"M  
up to Ø150mm



BAR

PIN



DESCRIPTION	QTY	ITEM No.	EAN
Header with light	1	410082634*	-
Header without light	1	410082633*	-
Shelf	1	410059872*	-
Shelf with ends	1	510157137*	5450248777090
Drill motor hooks x2	1	510116152*	5901720160355
Eurohooks x35	1	410081866*	5903112918018
Core drillhook	1	510120422*	5450248756699
Orange bar 1m	1	510184796	-
Orange pin	1	510184797	-

\*Made to order

# SUPPORTING SUSTAINABILITY IN THE ABRASIVES INDUSTRY

Mitigating climate change means decarbonising our economies, and here at Saint-Gobain, the goal is simple: by 2050, we must not emit any more carbon than we absorb. We must be carbon neutral, we must preserve our planet's assets such as water and rare earth, and we must limit the waste that we generate.

This commitment is rooted in a history of reducing our environmental impact, and it is inseparable from our ambition to provide our customers with solutions to decarbonise and reduce their own environmental footprint. Our net zero ambition is also a concrete expression of our purpose: Making the world a better home!

SUSTAINABILITY IS AT THE CORE OF WHAT WE DO, WE HAVE CLEAR COMMITMENTS **BUILT AROUND FIVE PILLARS:**

## SUSTAINABILITY AS A DRIVER FOR GROWTH



- Decarbonisation of our customers' applications
- By 2030 100% of products covered by Environmental Product Declaration / Life Cycle Assessment (ISO 14040)
- Circular economy, recycling services, eco-innovation

## LIMIT OUR ENVIRONMENTAL IMPACT



- By 2030 reduce energy consumption and CO<sub>2</sub> emissions by -33% (Scope 1 and 2)
- -50% water withdrawal and reuse by 2030
- Reduction of waste to landfill, and reuse and recycle
- Increased biodiversity and reduced pollution
- -80% of non-valorised residues by 2030

## TAKE ACTIONS ACROSS THE SUPPLY CHAIN



- Reduction of -16% CO<sub>2</sub> value chain emissions by 2030 (Scope 3)
- Decarbonising our transportation
- 100% of packaging recyclable, >30% of recycled or bio-sourced packaging content by 2030

## SOLUTIONS WITH END-USERS' SAFETY, HEALTH, COMFORT AND WELLBEING AT HEART



- Customer centricity on safety, health, comfort and wellbeing
- Surface solutions to reduce vibration, noise, dust, and VOC
- Greener solutions that respect the planet and the people
- 100% REACH compliant

## ENCOURAGE EMPLOYEE ENGAGEMENT



- Awareness and education programs
- Ambassador networks and employee ideation

To understand more and to see practical examples of the steps that we've taken and targets that we work to, for each of these five pillars, please ask your sales representative or visit:

[www.nortonabrasives.com](http://www.nortonabrasives.com)



# PRODUCT QUALITY STANDARDS & USER SAFETY ON SITE

## DIAMOND TOOLS, CUTTING DISCS & GRINDING WHEELS

Products that rotate are of particular danger and at Saint-Gobain Abrasives we take every precaution to ensure your health and safety is always at the heart of everything we do. Safety and quality are our priority and all Norton Clipper diamond tools and abrasives are manufactured to the most stringent European health, safety and environmental standards for use in the toughest construction environments.

### **oSa - ORGANISATION FOR SAFETY OF ABRASIVES**

Saint-Gobain Abrasives is one of the founding members of the Organisation for Safety of Abrasives (oSa). All member companies of oSa have to implement strict manufacturing, safety and quality standards that comply with the requirements of EN13236 and EN12413, and are regularly audited to ensure conformity. The oSa symbol displayed on an abrasive or diamond product is a further guarantee to the user of product safety and quality.

### **EN13236 - STANDARDS FOR DIAMOND TOOLS**

The European Standard EN13236 governs the safety requirements for super abrasive (diamond) products. User safety has always been Norton Clipper's top priority. Norton Clipper and Saint-Gobain Abrasives have taken an active role in the compilation of this safety standard, through the FEPA, the Federation of European Producers of Abrasives.

### **EN12413 - STANDARDS FOR CUTTING DISCS & GRINDING WHEELS**

This standard highlights that these types of cutting discs and grinding wheels have a use by date. This "use by" date must be permanently marked into the central metal rim of every disc.

### **SNAS**

The Syndicat National des Abrasifs et Super Abrasifs (National Union of Abrasives and Superabrasives) are a professional body within the European abrasives sector of which Norton Clipper is a member. SNAS represent 35 companies within France and are primarily focussed on promoting the safe use of abrasives and supporting the ethical development of its members.

### **FEPA**

Norton Clipper are proud to be an active member of FEPA – the Federation of European Producers of Abrasives. This association is a World leading body in the abrasives industry, representing the European markets and continually informing its members on the evolution of the regulatory frameworks globally. FEPA also supports its members with a wide range of technical, legal and scientific services, to ensure that they are able to anticipate future challenges within the abrasives sector.

### **EN 847-1**

All Norton Clipper TCT blades comply with the EN 847-1 standard and each product is laser engraved to ensure full traceability. Please note that if the steel centre of any blade becomes cracked, the blade cannot be repaired and must be discarded.





## MACHINES

We provide operating devices which both comply with safety standards and ensure a high level of performance even in difficult conditions. Our machines comply with the following European Directives:

### EUROPEAN DIRECTIVE 2006/42/EC ON MACHINERY

This Directive provides the regulatory basis for the harmonisation of the essential health and safety requirements for machinery at European Union level. It guarantees a high level of protection to EU workers and citizens.

### LOW VOLTAGE DIRECTIVE 2014/35/UE

Part of our product range includes electrical motors, and our design complies with Low Voltage European directives. As for all directives, we go further than mandated instructions to provide our customers highly reliable and safe working conditions.

### ELECTROMAGNETIC COMPATIBILITY DIRECTIVE 2014/30/UE

In the construction business, Norton Clipper machines are used in many places, close to either professional or domestic equipment, which can be sensitive to electromagnetic disturbances. We take this risk into account and can ensure that our design complies with Electromagnetic Compatibility European Directive.

## SAFETY REGULATIONS & STANDARDS

Saint-Gobain Abrasives is actively involved in the elaboration of specific Safety Regulations and Standards like type C harmonised European standards issued from the European Directive 2006/42/EC on machinery:

**EN 12418** Masonry and stone cutting-off machines for job site - Safety

**EN 13862** Floor cutting-off machines - Safety

**EN 12348** Core drilling machines on stand - Safety

**ISO 19432** Portable, hand-held, internal combustion engine driven cut-off machines

### SAFETY & INFORMATION PICTOGRAMS

Do not use for face grinding (ISO 7010)	Do not use with hand-held grinding machine (ISO 7010)	Do not use for wet grinding (ISO 7010)	Only suitable for wet grinding	Wear eye protection (ISO 7010)	Wear protective gloves (ISO 7010)	Only to be used with a back-up pad	Wear ear protection (ISO 7010)	Wear a mask (ISO 7010)	Refer to instruction manual/booklet (ISO 7010)	
Wet use only	Dry use only	Wet & dry use	Do not use if damaged	Do not use if damaged	Danger : risk of cut	Danger : risk of cut	Never move the machine with the blade running idle	Blade direction of rotation	Do not lift the machine from here	Lift from here



# DIAMOND TOOL PRODUCT INDEX

## CONCRETE & REINFORCED CONCRETE



EXTREME BETON  
SILENCIO  
PAGE 32



EXTREME BETON  
PAGE 33



PRO BETON  
SILENCIO  
PAGE 34



PRO BETON  
PAGE 35



NEW  
PRO BETON  
SOFT II  
PAGE 35



CLASSIC BETON  
TURBO  
PAGE 35



CLASSIC BETON  
PAGE 36



STANDARD  
BETON TURBO  
PAGE 36

## UNIVERSAL BUILDING MATERIALS



PRO UNIVERSAL  
LASER  
PAGE 42



CLASSIC UNIVERSAL  
LASER  
PAGE 43



CLASSIC UNIVERSAL  
PAGE 43



STANDARD  
UNIVERSAL  
PAGE 43



PRO UNIVERSAL  
DUCTILE  
PAGE 45



PRO PIPE CUTTER  
PAGE 45



EXTREME UNIVERSAL  
TP-Z  
PAGE 46



PRO UNIVERSAL  
TP  
PAGE 46

## GRANITE, MARBLE & NATURAL STONE



EXTREME GRANITE  
PAGE 62



EXTREME STRADALIT  
PAGE 62



PRO GRANITE TURBO  
PAGE 63



PRO GRANITE  
PAGE 63



PRO MARMO  
PAGE 64



PRO MARMO SURF  
PAGE 64

## ASPHALT & ABRASIVE MATERIALS



EXTREME ASPHALT  
PAGE 66



NEW  
PRO ASPHALT II  
PAGE 67



CLASSIC ASPHALT  
PAGE 67



EXTREME GREEN  
CONCRETE  
PAGE 68



PRO GREEN  
CONCRETE  
PAGE 68



EXTREME ASPHALT LB  
PAGE 69

## OTHER TOOLS



CORE BITS  
PAGE 78



DIAMOND TILE DRILLS  
& CORE BITS  
PAGE 90



VB DRY  
PAGE 90



CUTTING DISCS &  
GRINDING WHEELS  
PAGE 201



MACHINE SANDING  
PAGE 212



HAND SANDING  
PAGE 218

## BLADES FOR WOOD & COMPOSITES



JIGSAWS  
PAGE 100



RECIPROCATING  
SAW BLADES  
PAGE 100



SAWS  
PAGE 101

## BLADES FOR MULTI-MATERIALS



ANGLE GRINDER  
BLADE  
PAGE 104



RECIPROCATING  
SAW BLADES  
PAGE 105



DEMOLITION  
CIRCULAR SAWS  
PAGE 106



DEMOLITION TABLE SAW  
PAGE 106



## UNIVERSAL BUILDING MATERIALS



EXTREME  
UNIVERSAL TURBO  
PAGE 38



PRO UNIVERSAL  
TURBO  
PAGE 39



CLASSIC  
UNIVERSAL TURBO  
PAGE 39



STANDARD  
UNIVERSAL TURBO  
PAGE 39



EXTREME  
UNIVERSAL  
SILENCIO PAGE 40



EXTREME  
UNIVERSAL LASER  
PAGE 41 & 44



PRO UNIVERSAL  
SILENCIO  
PAGE 42



PRO UNIVERSAL  
TP-V PAGE 46



EXTREME CG  
PAGE 47



PRO CG  
PAGE 47



CLASSIC CG  
PAGE 47



EXTREME  
CG COMFORT  
PAGE 48



PRO CG-PCD  
PAGE 48



CLASSIC CG-PCD  
PAGE 48



EXTREME  
CUT'N'GRIND  
PAGE 49



PRO CUT'N'GRIND  
PAGE 49

## CERAMIC & PORCELAIN TILES



EXTREME CERAMIC  
TURBO PAGE 56



EXTREME CERAMIC  
PAGE 57



EXTREME CERAMIC  
SOFT PAGE 57



**NEW**  
EXTREME GRES  
PAGE 58



PRO CERAMIC  
PAGE 59



CLASSIC CERAMIC  
TURBO PAGE 59



CLASSIC CERAMIC  
PAGE 60



STANDARD CERAMIC  
PAGE 60



EXTREME RC465  
PAGE 73



EXTREME RC525  
PAGE 73



EXTREME RC540  
PAGE 74



EXTREME RC575  
PAGE 74



PRO BETON  
PAGE 75



PRO ZDM 200  
PAGE 75



PRO ZMD 944T  
PAGE 75


## MULTI-MATERIAL



PRO 4x4 EXPLORER  
PAGE 52



**NEW**  
STANDARD ALL  
MATERIALS  
PAGE 53




INVINCIBLE BLADES  
PAGE 53

## BLADES FOR VENEER & LAMINATES



CIRCULAR SAW / TABLE  
SAW PAGE 107



JIGSAWS  
PAGE 108

## BLADES FOR ALUMINIUM



JIGSAWS  
PAGE 109



CIRCULAR SAW /  
TABLE SAW  
PAGE 110

# MACHINE INDEX

## MANUAL TILE CUTTERS

## TILE SAWS



CTM 640 & CTM935  
PAGE 122

CTM 1200  
PAGE 122

TT180 BM  
PAGE 124

TT200 EM  
PAGE 125

TT251  
PAGE 126

TR202  
PAGE 127

TR232 S  
PAGE 128

## MASONRY SAWS



CPS 41  
PAGE 135

CM35 MINI  
CLIPPER  
PAGE 136

**NEW**  
CM350 B  
PAGE 137

CM42  
PAGE 138

**NEW**  
CM43  
PAGE 139

CM401  
PAGE 140

CST100/120/150  
PAGE 141

CST100/120 ALU  
PAGE 142

CM501  
PAGE 143

ISM/ISC  
PAGE 144

## COMPACTORS



CFP 11W  
PAGE 154

CFP 13W  
PAGE 154

CFP 14W-P  
PAGE 154

CFP 14W-D  
PAGE 155

CFP 16W  
PAGE 155

CRP 21-P  
PAGE 155

CRP 21-D  
PAGE 155

**NEW**  
CFP13 WB  
PAGE 156

**NEW**  
CR11 B  
PAGE 156

CR 16  
PAGE 157

## FLOOR SAWS



**NEW**  
CS352  
PAGE 162

CS451  
PAGE 164

**NEW**  
CS502  
PAGE 165

**NEW**  
CS1-500  
PAGE 166

CSB1  
PAGE 167 - 168

**NEW**  
CS700  
PAGE 169



**TR232 L**  
PAGE 129



**CDR 133/163**  
PAGE 182



**CDR 253/353**  
PAGE 183



**CDP R0B0 301/351**  
PAGE 184

## HANDHELD CUT-OFF SAWS



**CP514/CP514 iLUBE**  
PAGE 177

## MASONRY SAWS



**JUMBO 651**  
PAGE 145



**JUMBO 900/1000**  
PAGE 146



**CM 1000 JUMBO**  
PAGE 147

## POWER FLOATS



**CT601**  
PAGE 195



**NEW**  
**CT601 B**  
PAGE 196 



**CT901 MP**  
PAGE 197



**CT901 HP**  
PAGE 198



**CT1201**  
PAGE 199

## FLOOR SAWS (ELECTRIC)



**NEW**  
**CS352 B**  
PAGE 163 



**CS451ET**  
PAGE 170






















































**CS451E**  
PAGE 170



**CS7,5**  
PAGE 171

# DIAMOND BLADE RECOMMENDATION GUIDE

	Extreme Beton	Pro Beton	Classic Beton	Standard Beton	Extreme Universal Laser	Pro Universal Laser	Classic Universal Laser	Classic Universal	Standard Universal	Extreme Universal Turbo	Pro Universal Turbo	Classic Universal Turbo	Standard Universal Turbo	Extreme Cut 'n' Grind	Pro Cut 'n' Grind	Pro Universal Ductile	Extreme Universal Ductile
<b>QUALITY</b>	★★★★	★★★★	★★★	★★★★	★★★★	★★★★	★★★	★★★★	★★★★	★★★★	★★★★	★★★★	★★★★	★★★★	★★★★	★★★★	★★★★
<b>WET OR DRY</b>	WET & DRY	WET & DRY	WET & DRY	WET & DRY	WET & DRY	WET & DRY	WET & DRY	WET & DRY	WET & DRY	WET & DRY	WET & DRY	WET & DRY	WET & DRY	WET & DRY	WET & DRY	WET & DRY	WET & DRY
<b>MACHINES</b>	  	  	  	  	  	  	  	  	  	  	  	  	  	  	  	  	  
<b>DIAMETER</b> (mm)	115-1200	230-600	115-400	115-350	300-1000	115-1000	115-1000	115-350	115-350	115-350	115-350	115-230	115-230	100-125	100-125	115-350	
<b>TECHNOLOGY</b>	i-HD™	LASER	LASER	SINTERED	LASER	LASER	LASER	SINTERED	SINTERED	SINTERED	SINTERED	SINTERED	SINTERED	i-HD™	SINTERED	VACUUM	
<b>REINFORCED CONCRETE</b>																	
Hard concrete, kerbs & gutters	● ●	● ●	●	●													
Reinforced concrete, concrete lintels	● ●	●	●	●													
<b>UNIVERSAL</b>																	
Concrete block (3,6-7,3N)	● ●	● ●	●		● ●	● ●	●	●	●	● ●	● ●	●	●	● ●	●	●	
Calcium silicate blocks	● ●	● ●	●		● ●	● ●	●	●	●	● ●	● ●	●	●	● ●	●	●	
Concrete pavers	● ●	● ●	●		● ●	● ●	●	●	●	● ●	● ●	●	●	● ●	●	●	
Concrete with gravels	● ●	● ●	●		● ●	● ●	●	●	●	● ●	● ●	●	●	● ●	●	●	
Clay bricks/ceramic porous blocks	● ●	● ●	●		● ●	● ●	●	●	●	● ●	● ●	●	●	● ●	●	●	
Clinker bricks/facing tiles/terracota	● ●	● ●	●		● ●	● ●	●	●	●	● ●	● ●	●	●	● ●	●	●	
Vitrified clay pipes	● ●	● ●	●		● ●	● ●	●	●	●	● ●	● ●	●	●	● ●	●	●	
<b>ASPHALT / ABRASIVE MATERIALS</b>																	
Asphalt																	
Asphalt over concrete																	
Green concrete																	
<b>CERAMICS</b>																	
Porcelain tiles																	
Ceramic and porcelain tiles																	
<b>NATURAL STONE</b>																	
Granite														●	●	●	
Marble														●	●		
Sandstone														●	●	●	
Limestone														●	●	●	
<b>OTHER MATERIALS</b>																	
Cast iron																	●
Fiberglass, PVC, rubber																	●



# PERFORMANCE KEY

- **RECOMMENDED**  
Ideally suited for this application
- **ACCEPTABLE**  
Either the blade life or cutting speed could be affected

Extreme CG	Pro CG	Classic CG	Pro 4x4 Explorer	Invincible	All materials 4x4 standard	Extreme Asphalt	Pro Asphalt	Classic Asphalt	Extreme Green concrete	Pro Green concrete	Extreme Ceramic Turbo	Extreme Ceramic	Pro Ceramic	Classic Ceramic	Standard Ceramic	Extreme Granite	Pro Granite Turbo	Pro Granite	Pro Marmo
WET & DRY	WET & DRY	WET & DRY	WET & DRY	WET & DRY	WET & DRY	WET & DRY	WET & DRY	WET & DRY	WET	WET	WET & DRY	WET	WET & DRY	WET & DRY	WET & DRY	WET & DRY	WET & DRY	WET & DRY	WET & DRY
100-180	100-180	100-180	115-500	115-150	115-350	300-1000	300-600	300-600	300-350	300-350	115-300	200-350	115-350	115-350	115-230	230-900	115-400	300-600	50-350
i-HD™	i-HD™	i-HD™	LASER	i-HD™	LASER	i-HD™	LASER	LASER	LASER	LASER	SINTERED	SINTERED	SINTERED	SINTERED	SINTERED	i-HD™	LASER	LASER	E/PLATED
●●	●●	●	●	●	●														
●●	●	●	●	●	●														
●●	●●	●	●●	●●	●														
●●	●	●	●●	●●	●	●	●												
●	●	●	●●	●●	●														
●	●	●	●●	●●	●														
●	●	●	●●	●●	●														
●	●	●	●●	●●	●														
●	●	●	●●	●●	●														
			●	●	●	●●	●●	●	●	●									
			●	●	●	●	●	●	●	●									
			●	●	●	●	●	●	●●	●●									
											●●	●●	●●	●	●				
											●●	●●	●●	●	●				
●	●	●	●	●	●											●●	●●	●●	●
																●	●	●	●●
			●	●	●											●●	●●	●●	●
			●	●	●											●●	●●	●●	●
			●	●	●														
			●	●	●														

# ONE BOND

SAINT-GOBAIN

**DISCOVER OUR  
NEW RANGE!**

SAINT-GOBAIN SURFACE SOLUTIONS

## ADHESIVES AND SEALANTS FOR BUILDING MATERIALS



**FOR BONDS THAT LAST.**

  
SAINT-GOBAIN



## SILICONE SEALANTS

Acetoxy silicones for sanitary sealing in bathrooms and kitchens, and neutral silicones for exterior applications with very low VOC emissions.



## ACRYLIC SEALANTS

Acrylic sealants for interior use and weather-resistant acrylic grade for exterior applications with very low VOC emissions.



## MS HYBRID SEALANTS

Multi-purpose and multi-material sealants and adhesives with very low VOC emissions.




## POLYURETHANE SEALANTS

Strong, hard-wearing, durable sealant for demanding operational conditions.



## INSTANT BONDS

Fast, strong, easy to use multi-surface adhesives for smart repair.



## GAP FILLERS

Strong, hard-wearing, durable epoxies and 2K CAs for demanding operational conditions.



## CHEMICALS & ACCESSORIES

Perfect complement of the OneBond range. A comprehensive portfolio that addresses our customers' needs and offers a competitive edge.



## TAPES

From precise masking to versatile double-sided adhesion and reliable strength for any task, our range of masking, double-sided, and ducttapes is the ultimate solution for all market needs.



[onebondadhesives.com](http://onebondadhesives.com)



## NOTES

This image shows a single sheet of white paper with horizontal ruling lines. The lines are evenly spaced and run across the width of the page. There are no margins, text, or other markings on the paper.





DIAMOND TOOLS FOR

# CONCRETE & REINFORCED CONCRETE

Discover our diamond blades specially designed for cutting reinforced concrete, cured concrete, kerb stones, concrete pipes, engineering bricks, facing bricks, refractory bricks, flagstones and paving stones, block paving, washed gravel concrete slabs, natural stone, flint, sandstone, and limestone.



# EXTREME BETON SILENCIO



**\*LASER**



Residential areas, city centres, schools and hospitals are sensitive to noise, with local regulations preventing excessive noise levels. With up to 17mm high segments and a bespoke specification for each application, Norton Silencio is our quietest diamond blade, reducing noise by up to 20x (-13 dB) compared to conventional blades when used on concrete, reinforced concrete, granite and building materials, while achieving a fast, efficient cut.

## What makes Silencio different?

Winner of 10 innovation and safety awards, Silencio's patented technology relies on the following features:

- A noise-dampening layer is sandwiched between two sheets of steel which absorbs the cutting vibrations and sound of the product when in use.
- Patented 'off-set gullets' prevent whistling airflow around the diamond blade.
- Each blade is fine-tuned to provide the best possible noise reduction and cutting performance on a particular machine application.

## A PREMIUM CUTTING SILENT DIAMOND BLADE



MACHINES	Ø (mm)	BORE (mm)	SEGMENT H/W (mm)	ITEM NO.	EAN
	230	22.23	17/2.8	70184601168**	5450248702498
	300	20	15/3.2	70184629000	5450248398226
	300	25.4	15/3.2	70184642421	5450248498308
	350	20	15/3.2	70184647780**	5450248570998
	350	25.4	15/3.2	70184628999**	5450248398219
	350	25.4	15/3.2	70184628997	5450248398196
	400	20	15/3.2	70184694504	5450248688518
	400	25.4	15/3.2	70184643510	5450248510604
	450	25.4	15/3.2	70184631020	5450248450597
	500	25.4	15/3.2	70184630416	5450248440901

\*\* IHD technology







# EXTREME BETON



**\*LASER**

EXTREME BETON, NOW WITH I-HD™ TECHNOLOGY PRODUCES MANY BENEFITS FOR THE END-USER, INCLUDING:

- Up to **20% faster cut rate** than the previous version.
- Up to **20% longer life** thanks to increased segment height, a high density and more even distribution of diamonds throughout the segment as well as better grain retention.
- Less vibration for a **smoother, more comfortable cut** and better cut quality.
- **60% stronger torque resistance** for exceptional safety thanks to the i-HD™ process.
- Suitable for cutting concrete and reinforced concrete with angle grinders, cut-off saws, and floor saws exceeding 90 horsepower.



MACHINES	Ø (mm)	BORE (mm)	SEGMENT H/W (mm)	ITEM NO.	EAN
	115	22.23	12/2.2	70184630301	5450248414193
	125	22.23	12/2.2	70184630302	5450248414209
	230	22.23	15/3.0	70184647723	5450248569299
	300	20	15/3.0	70184647787	5450248570745
	300	25.4	15/3.0	70184647788	5450248570752
	350	20	15/3.2	70184647789	5450248570769
	350	25.4	15/3.2	70184647790	5450248570776
	400	20	15/3.2	70184693353	5450248572657
	400	25.4	15/3.2	70184693354	5450248572664
	450	25.4	15/3.8	70184602363	5450248727361
	500	25.4	15/3.8	70184601690	5450248709626
	600	25.4	15/4.4	70184601691	5450248709633
	700	25.4	15/4.4	70184601692*	5450248709640
	800	25.4	15/4.4	70184601693	5450248709657

\* Available on request

NAME	MACHINE	POWER	Ø (mm)	BORE (mm)	SEGMENT H/W (mm)	ITEM NO.	EAN
Beton 10		20 - 30 hp	500	25.4	15/3.8	70184601696	5450248709701
		20 - 30 hp	600	25.4	15/4.4	70184601735	5450248710691
		20 - 30 hp	700	25.4	15/4.4	70184601999*	5450248717898
Beton 20		35 - 54hp	600	25.4	15/4.4	70184694212*	5450248594475
		35 - 54hp	700	25.4	15/4.4	70184694733	5450248693093
		35 - 54hp	800	25.4	15/4.4	70184694735*	5450248693116
Beton 30		55 - 90 hp	600	25.4	15/4.4	70184694719*	5450248692966
		55 - 90 hp	700	25.4	15/4.4	70184694718*	5450248692959
		55 - 90 hp	800	25.4	15/4.4	70184694721*	5450248692980

\* Available on request







## BLADES FOR CONCRETE & REINFORCED CONCRETE FOR ANGLE GRINDERS, CUT-OFF SAWS, MASONRY & FLOOR SAWS

**NEW**

### PRO BETON BATTERY SILENCIO



**LASER**

- Specially designed to optimise the performance of battery powered floor saws like Norton Clipper CS350 B.
- The 12mm high laser welded segments offer a long life time and efficient cutting in concrete and reinforced concrete.
- Silencio steel center combined with a battery machine offers an unequaled working comfort.

MACHINES	Ø (mm)	BORE (mm)	SEGMENT H/W (mm)	ITEM NO.	EAN
	300	25.4	12/2.5	70184632960	5450248830597
	350	25.4	12/2.5	70184632962	5450248830610



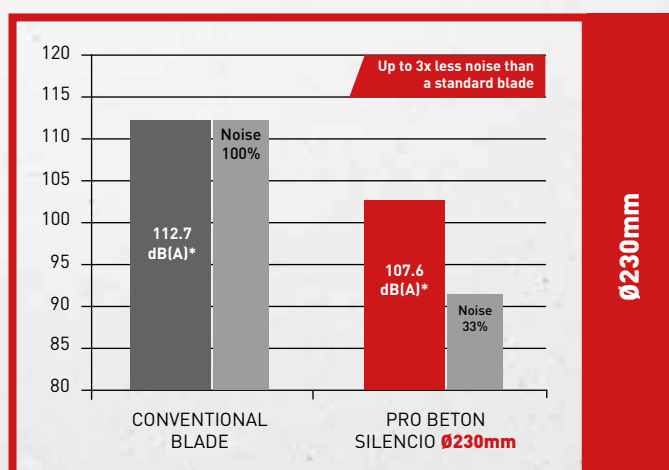
### PRO BETON SILENCIO



**LASER**

- The Norton Clipper Pro Beton Silencio blade reduces noise by up to three times (-5 dB(A)) compared to conventional blades when used on an angle grinder thanks to a special steel core.
- Features 12mm high segments for longer life.
- It is specialised for use on reinforced concrete and building materials, helping you to cut quickly and efficiently in environments where noise and costs need to be kept to a minimum.
- A diameter of 350mm has been developed for electric handheld cut-off saws.


MACHINES	Ø (mm)	BORE (mm)	SEGMENT H/W (mm)	ITEM NO.	EAN
	230	22.23	12/2.6	70184602810	5450248741381
	350	25.4	12/2.8	70184603274	5450248753896



\* Measurements recorded by LuxControl, an external laboratory. The certificate is available for consultation on request



# BLADES FOR CONCRETE & REINFORCED CONCRETE FOR CUT-OFF SAWS, FLOOR SAWS & WALL SAWS



## PRO BETON



**LASER**

- Laser welded blade for intensive use on a wide range of construction materials and reinforced concrete.
- For dry or wet cutting.
- Narrow gullet for great results on hard materials.

MACHINES	Ø (mm)	BORE (mm)	SEGMENT H/W (mm)	ITEM NO.	EAN
	230	22.23	12/2.8	70184612117*	5450248210498
	300	20	10/2.5	70184627058**	5450248372554
	350	20	10/2.8	70184627060**	5450248372578
	350	25.4	10/2.8	70184627061**	5450248372585
	400	25.4	10/3.2	70184627062**	5450248372592
	450	25.4	10/3.2	70184627063**	5450248372608
	500	25.4	10/3.8	70184627064**	5450248372615
	600	25.4	10/4.0	70184627065**	5450248372622



**NEW**

## PRO BETON SOFT II



**LASER**

- Laser welded blade with 12mm high segments ensuring good performance and long life in concrete.
- Especially designed for use on floor saws and hand held petrol saws.
- This blade features cutting depth indicators (up to Ø 450) that helps to monitor the cut.
- Clear indication of the way of rotation on the steel center helps to mount the blade on the machine.

MACHINES	Ø (mm)	BORE (mm)	SEGMENT H/W (mm)	ITEM NO.	EAN
	300	20	12/2.8	70184631807	5450248815334
	300	25.4	12/2.8	70184631808	5450248815341
	350	20	12/2.8	70184631809	5450248815358
	350	25.4	12/2.8	70184631590	5450248815303
	400	20	12/3.2	70184631810	5450248815365
	400	25.4	12/3.2	70184631591	5450248815310
	450	25.4	12/3.2	70184631602	5450248815327
	500	25.4	12/3.8	70184632393	5450248815372
	600	25.4	12/4.4	70184632394	5450248815389
	700	25.4	12/4	70184633217	5450248835295



## CLASSIC BETON TURBO



**LASER**

- Laser welded diamond blade.
- For dry or wet cutting.
- Corrugated segments.

MACHINES	Ø (mm)	BORE (mm)	SEGMENT H/W (mm)	ITEM NO.	EAN
	115	22.23	10/2.4	70184694465	5450248687993
	125	22.23	10/2.4	70184694466	5450248688006
	230	22.23	10/2.6	70184694467	5450248688013
	300	20	10/3.2	70184694468	5450248688020
	300	22.23	10/3.2	70184602486	5450248730606
	350	20	10/3.2	70184694469	5450248688037
	350	25.4	10/3.2	70184694470	5450248688044
	400	20	10/3.2	70184601392	5450248707493
	400	25.4	10/3.2	70184694471	5450248688051



CLASSIC BETON



LASER

- An economical solution.
- Laser welded blade.
- Dry or wet cutting.

MACHINES	Ø (mm)	BORE (mm)	SEGMENT H/W (mm)	ITEM NO.	EAN
	300	20	10/2.8	70184626869	5450248353621
	300	25.4	10/2.8	70184626870	5450248353638
	350	20	10/2.8	70184626871	5450248353645
	350	25.4	10/2.8	70184626872	5450248353652
	400	25.4	10/3.2	70184626873	5450248353669
	450	25.4	10/3.2	70184626874	5450248353676
	500*	25.4	10/3.4	70184694416*	5450248687429
	600*	25.4	10/3.6	70184694417*	5450248687436

\* 500-600mm with undercutting protection segments



STANDARD BETON TURBO



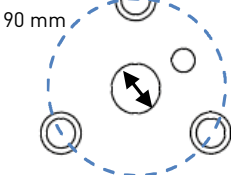
- Sintered segmented blade with a turbo shape.
- More aggressive cut on harder materials.
- For cutting light reinforced concrete and harder building materials.

MACHINES	Ø (mm)	BORE (mm)	SEGMENT H/W (mm)	ITEM No.	EAN
	115	22.23	8/2.6	70184608578	5450248776277
	125	22.23	8/2.8	70184608579	5450248776284
	230	22.23	9/3.4	70184608580	5450248776291
	300	20	10/3.7	70184608581	5450248776307
	350	25.4/20	10/4	70184608582	5450248776314



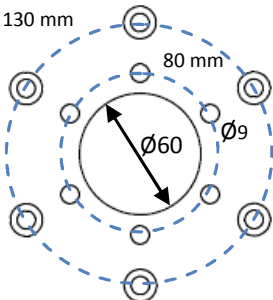
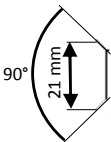
Clipper's Tip

BORE PATTERNS



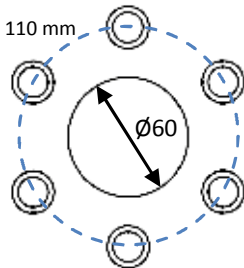
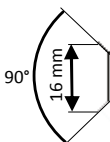
TS5

3 conical holes for countersunk M10 screws on a 90mm circle.  
Bore 25.4mm



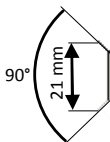
HYDROSTRESS

6 conical holes for countersunk M8 screws on a 130mm circle  
6 holes ø9mm on a 80mm circle  
Bore 60mm



TS20

6 conical holes for countersunk M10 screws on a 110mm circle  
Bore 60mm





DIAMOND TOOLS FOR

# UNIVERSAL BUILDING MATERIALS

Discover our diamond blades specially designed for cutting cured concrete, kerb stones, concrete pipes, bricks, block paving, flagstones and paving stones, washed gravel concrete slabs, natural stone, sandstone, limestone, and flint.





# EXTREME UNIVERSAL TURBO



## WHEN PERFORMANCE MEETS DESIGN

The Extreme Universal blade cuts all medium to hard construction materials, fast.

- 12mm impregnated diamond segments provide long life.
- Arrow-shaped inserts on the blade protect the steel core for reduced blade wear, as well as indicating the correct direction for rotation.
- The ventilated waved steel centre reduces heat, which aids blade rigidity during dry cutting.
- The corrugated continuous rim enables smooth, high-quality cutting and ease of use. It also cuts more aggressively on hard materials.
- Ideal for use on a very wide range of medium to hard construction materials, block paving, granite, natural stone, roof tiles and hard tiles.



MACHINES	Ø (mm)	BORE (mm)	SEGMENT H/W (mm)	ITEM NO.	EAN
	115	22.23	12/1.8	70184623598	5450248236863
	125	22.23	12/2.0	70184623599	5450248330868
	230	22.23	12/2.8	70184623180	5450248234692
	300	20	12/2.8	70184611230	5450248174042
	300	25.4	12/2.8	70184611236	5450248174417
	350	20	12/3.2	70184611427	5450248183907
	350	25.4	12/3.2	70184611561	5450248186960
	230	70/22.23 + Flange	12/2.8	70184623448	5450248329336



## PRODUCT FEATURES



12mm HIGH SEGMENTS WITH WAVED STEEL CENTRE



ROTATIONAL DIRECTION

## QUICK FIX




The Quickfix system allows the bore of a blade to be adjusted to fit machines with different arbor/shaft diameters. There are two versions; the first allows a blade with a 25,4mm bore to be fitted to a machine with a 22,23mm arbor/shaft. The second allows a blade with either a 25.4mm or 22.23mm bore to be mounted on a machine with a 20mm arbor/shaft.

The system complies with the requirements of European Standard EN 13236.

MACHINES	BORE OF BLADE (mm)	BORE OF MACHINE (mm)	ITEM NO.	EAN
	25.4	22.23	70184623894	5450248236528
	25.4/22.23	20	70184622589	5450248233176





## PRO UNIVERSAL TURBO



- 12mm high continuous rim blade.
- Ideal for use on general materials and stone.

- Reinforcement flanges around the bore ensure rigidity and straight cutting under the most demanding conditions.
- Use dry or wet.

MACHINES	Ø (mm)	BORE (mm)	SEGMENT H/W (mm)	ITEM NO.	EAN
	115	22.23	12/2.1	70184610314	5450248007616
	125	22.23	12/2.1	70184610315	5450248007623
	150	22.23	12/2.5	70184610316	5450248007630
	180	22.23	12/2.5	70184610317	5450248007647
	230	22.23	12/2.8	70184610267	5450248005223
	300	20	12/3.2	70184610259	5450248004905
	350	20	12/3.2	70184610334*	5450248007982
	350	25.4	12/3.2	70184610336	5450248008002

\* Available on request



## CLASSIC UNIVERSAL TURBO



- An economical solution.
- Continuous rimmed blade.

- Use dry or wet.

MACHINES	Ø (mm)	BORE (mm)	SEGMENT H/W (mm)	ITEM NO.	EAN
	115	22.23	10/2.2	70184626814	5450248353188
	125	22.23	10/2.2	70184626815	5450248353195
	180	22.23	10/2.4	70184626816	5450248353201
	230	22.23	10/2.6	70184626818	5450248353225
	300	20	10/3.2	70184626822	5450248353263
	350	25.4	10/3.2	70184626824	5450248353294
	125	M14	10/2.0	70184629695	5450248405832
	230	70/22.23 + Flange	10/2.6	70184626819	5450248353232



## STANDARD UNIVERSAL TURBO



- Sintered continuous rim blade with a turbo shape.
- Aggressive cut on harder materials.

- Better quality of cut thanks to its continuous rim.
- Ideal for hard materials that need a good quality cut (roof tiles).

MACHINES	Ø (mm)	BORE (mm)	SEGMENT H/W (mm)	ITEM No.	EAN
	115	22.23	10/2.5	70184608560	5450248776154
	125	22.23	10/2.8	70184608561	5450248776161
	230	22.23	10/3.2	70184608563	5450248776185
	300	20	10/3.2	70184608570	5450248776192





# EXTREME UNIVERSAL SILENCIO



**\*LASER**



Residential areas, city centres, schools and hospitals are sensitive to noise, with local regulations preventing excessive noise levels. With up to 15mm high segments and a bespoke specification for each application, Norton Silencio is our quietest diamond blade, reducing noise by up to 30x (-15 dB) compared to conventional blades when used on building materials, while achieving a fast, efficient cut.

## What makes Silencio different?

Winner of 10 innovation and safety awards, Silencio's patented technology relies on the following features:

- A noise-dampening layer is sandwiched between two sheets of steel which absorbs the cutting vibrations and sound of the product when in use.
- Patented 'off-set gullets' prevent whistling air flow around the diamond blade.
- Each blade is fine-tuned to provide the best possible noise reduction and cutting performance on a particular machine application.

## A PREMIUM CUTTING SILENT DIAMOND BLADE



MACHINES	Ø (mm)	BORE (mm)	SEGMENT H/W (mm)	ITEM NO.	EAN
	300	25.4	15/2.8	70184640269	5450248456209
	350	25.4	15/2.8	70184628998	5450248398202
	400	25.4	15/3.1	70184640270	5450248456216
	450	25.4	15/3.1	70184694368*	5450248686699
	500	25.4	15/3.2	70184630309	5450248414155

\* Available on request




# EXTREME UNIVERSAL SILENCIO



**\*LASER**


- Our best quality for your masonry saw.
- Reduction of noise up to 30x.
- Laser welded blade for optimum safety and performance.


MACHINES	Ø (mm)	BORE (mm)	SEGMENT H/W (mm)	ITEM NO.	EAN
	650	25.4	15/4.4	70184694227	5450248594697
	900	60/55	15/4.4	70184694030	5450248587309
	1000	60/55	15/4.4	70184694595	5450248689898



**Clipper's Tip**

**IDEAL FOR BLOCK SAWS**





# EXTREME UNIVERSAL LASER



**LASER**

## TREAT YOUR MASONRY SAW WITH THE BEST.

The Extreme Universal blade has super fast cutting and very long life on all materials.

- Up to 15mm high segments provide long life and fast cut on all building materials.
- The DUO segments provide high cutting speed, improved comfort and low vibration levels.
- Arrow-shaped gullet slots quickly remove debris from the blade surface and indicates the rotational direction.
- 'DUO' shaped cut reduces heat and cools the blade core.
- Laser welded segments ensure optimum safety against segment loss.



MACHINES	Ø (mm)	BORE (mm)	SEGMENT H/W (mm)	ITEM NO.	EAN
	300*	30/25.4	15/2.8	70184612282	5450248218777
	350*	30/25.4	15/2.8	70184612283	5450248218784
	400	25.4	10/3.2	70184611438	5450248184782
	450	25.4	10/3.2	70184611439	5450248184799
	500	25.4	7/3.8	70184611440	5450248184805

\* Special Duo shaped segments and Duo laser cuts for 300mm & 350mm diameter blades only



## PRODUCT FEATURES



15mm HIGH SEGMENTS  
ON DIAMETER 300mm AND 350mm



ROTATIONAL DIRECTION



FOR BEST RESULTS USE ON NORTON  
CLIPPER MASONRY SAWS - SEE PAGE 131



## BLADES FOR UNIVERSAL BUILDING MATERIALS FOR ANGLE GRINDERS, HANDHELD CUT-OFF SAWS AND MASONRY SAWS

### PRO UNIVERSAL SILENCIO



**LASER**

- The Norton Clipper Pro Universal Silencio blade reduces noise by up to eight times (-9 dB(A)) compared to conventional blades when used with a masonry saw.
- The Pro Universal Silencio blade features 12mm high segments for longer life.

- Ideal for concrete and building materials, it achieves a fast, efficient cut with limited noise for sensitive environments at a more economical cost when price is a consideration.



MACHINES	Ø (mm)	BORE (mm)	SEGMENT H/W (mm)	ITEM NO.	EAN
	115	22.23	12/2.2	70184607952	5450248766988
	125	22.23	12/2.2	70184607953	5450248767190
	230	22.23	12/2.2	70184608410	5450248772491
	350*	25.4	12/3.1	70184602811	5450248741398

\*For use on a masonry saw only

### PRO UNIVERSAL LASER



**LASER**

- Fast cutting.
- For use on concrete slabs and general purpose building materials.

- Use dry or wet cutting on masonry saws.

MACHINES	Ø (mm)	BORE (mm)	SEGMENT H/W (mm)	ITEM No.	EAN
	115	22.23	12/2.2	70184607493	5450248763192
	125	22.23	12/2.3	70184607684	5450248763208
	150	22.23	12/2.2	70184607685	5450248763215
	150	30	12/2.2	70184607693	5450248763284
	180	22.23	12/2.5	70184607686	5450248763222
	180	30	12/2.5	70184607687	5450248763239
	230	22.23	12/3.0	70184603038	5450248747291
	300	20	12/3.1	70184607689	5450248763246
	300	25.4	12/3.1	70184607690	5450248763253
	350	20	12/3.20	70184607691	5450248763260
	350	25.4	12/3.2	70184607692	5450248763277
	350	25.4	10/2.8	70184611209	5450248173236
	400	25.4	10/2.5	70184610679	5450248015277
	400	20	12/3.2	70184631497	5450248799917
	450	25.4	12/3.2	70184609093	5450248788492
	500	25.4	10/3.2	70184625953	5450248348016







## CLASSIC UNIVERSAL LASER



**\*LASER**

- An economical blade choice for dry or wet cutting on masonry saws.
- For use on construction materials and lightweight blocks, clay blocks, and sandstone.

MACHINES	Ø (mm)	BORE (mm)	SEGMENT H/W (mm)	ITEM NO.	EAN
	115	22.23	7/2.2	70184626834	5450248353409
	125	22.23	7/2.2	70184626835	5450248353416
	150	22.23	7/2.2	70184626836	5450248353423
	180	22.23	7/2.5	70184626837	5450248353447
	230	22.23	10/2.5	70184626838	5450248353454
	300	20	10/2.5	70184626839	5450248353461
	300	25.4	10/2.5	70184626840	5450248353478
	350	20	10/2.8	70184626841	5450248353485
	350	25.4	10/2.8	70184626842	5450248353492



## CLASSIC UNIVERSAL



- An economical solution.
- Sintered blade.
- Use dry or wet.

MACHINES	Ø (mm)	BORE (mm)	SEGMENT H/W (mm)	ITEM NO.	EAN
	115	22.23	10/1.8	70184626806	5450248353096
	125	22.23	10/1.8	70184626807	5450248353102
	180	22.23	10/2.2	70184626809	5450248353126
	230	22.23	10/2.4	70184626810	5450248353133
	300	20	10/3.0	70184626811	5450248353157
	350	25.4	10/3.2	70184626813	5450248353171




## STANDARD UNIVERSAL



- Sintered segmented blade.
- For universal building materials such as bricks, pavers and building blocks.

MACHINES	Ø (mm)	BORE (mm)	SEGMENT H/W (mm)	ITEM No.	EAN
	115	22.23	10/1.9	70184608572	5450248776215
	125	22.23	10/2.2	70184608573	5450248776222
	230	22.23	10/2.6	70184608575	5450248776246
	300	20	10/3	70184608576	5450248776253
	350	25.4/20	10/3.4	70184608577	5450248776260






## BLADES FOR UNIVERSAL BUILDING MATERIALS FOR BLOCK SAWS

### EXTREME UNIVERSAL LASER



**LASER**

- Super fast cutting and very long life on all materials from soft to hard.
- Up to 15mm high segments.

MACHINES	Ø (mm)	BORE (mm)	SEGMENT H/W (mm)	ITEM NO.	EAN
	900	60	15/4.8	70184647651	5450248564287



### PRO UNIVERSAL LASER



**LASER**

- Laser welded ensure optimum performance and security.
- 12mm segment height.
- For use on concrete slabs and general purpose building materials.
- Use dry or wet cutting on masonry saws.

MACHINES	Ø (mm)	BORE (mm)	SEGMENT H/W (mm)	ITEM NO.	EAN
	600	25.4	12/4.4	70184647258*	5450248564195
	625	60	12/4.4	70184693972	5450248586593
	650	25.4	12/4.4	70184647265	5450248564225
	700	25.4	12/4.4	70184603061**	5450248748793
	700	60	12/4.4	70184647264	5450248564218
	900	60	12/4.4	70184647266	5450248564232
	1000	60	12/4.4	70184647263	5450248564201

\*\* Specially designed for your CM70 ALU

\* Available on request







### CLASSIC UNIVERSAL LASER



**LASER**

- An economical blade choice for dry or wet cutting on masonry saws.
- For use on construction materials and lightweight blocks, clay blocks, and sandstone.

MACHINES	Ø (mm)	BORE (mm)	SEGMENT H/W (mm)	ITEM NO.	EAN
	650	25.4	10/4.4	70184647267	5450248564249
	900	60	10/4.4	70184647269	5450248564256
	1000	60	10/4.4	70184647650	5450248564263



# PRO UNIVERSAL DUCTILE



Multi-material vacuum-brazed blades for dry-cutting of a wide variety of materials.

For use on general purpose building materials, concrete, asphalt roof shingles, PVC, clay and fibreglass-reinforced resin, small amount of wood, ductile iron and metals.



MACHINES	Ø (mm)	BORE (mm)	SEGMENT H/W (mm)	ITEM NO.	EAN
	115	22.23	2.8	70184694459	5450248687894
	125	22.23	2.8	70184694460	5450248687900
	180	22.23	2.8	70184694461	5450248687917
	230	22.23	3.1	70184694462	5450248687924
	300	20	3.4	70184694463	5450248687931
	350	25.4	3.4	70184694464	5450248687948
	400	20	3.3	70184694691	5450248691518



## PRO PIPE CUTTER




- For cutting and grinding plastic pipes.
- Allows to cut and grind a plastic pipe in only one step.
- Can be used on all materials.

MACHINES	Ø (mm)	BORE (mm)	SEGMENT H/W (mm)	ITEM NO.	EAN
	125	22.23	2.5	70184601374	5450248707189







## MORTAR RAKERS AND CRACK CHASERS FOR ANGLE GRINDERS

### EXTREME UNIVERSAL TP-Z



- Innovative mortar raker with alternated Z shape segments that reduces contact surface area for a faster cut with less friction.
- Made with i-HD™ technology for long life and a high removal rate.
- For the removal of mortar joints between bricks, natural stone blocks or facing bricks.

MACHINES	Ø (mm)	BORE (mm)	SEGMENT H/W (mm)	ITEM NO.	EAN
	115	22.23	7/6.5	70184601130	5450248704553
	125	22.23	7/6.5	70184641691	5450248492801



### PRO UNIVERSAL TP



- Segments with different thicknesses for a number of different mortar joints.
- The hard-metal protection inserts prevent under-cutting of the steel-centre and contributes to longer product life.
- For the removal of mortar joints between bricks, natural stone blocks or facing bricks.
- Removes mortar 2x faster than a standard blade.

MACHINES	Ø (mm)	BORE (mm)	SEGMENT H/W (mm)	ITEM NO.	EAN
	115	22.23	6.5/4.5	70184610712	5450248047063
	125	22.23	6.5/4.5	70184610713	5450248047070
	115	22.23	6.5/6.5	70184610305	5450248006466
	125	22.23	6.5/6.5	70184610307	5450248006534
	115	22.23	6.5/8.0	70184610715	5450248047094
	125	22.23	6.5/8.0	70184610716	5450248047100



### PRO UNIVERSAL TP-V



**\*LASER**

- Special tool for the repair of cracks in floors and walls.
- The V-shape segments widen the crack to allow repair with mortar.
- For use on concrete floors and walls, masonry walls, and plasterboard.
- Removes concrete 2x faster than a standard blade.

MACHINES	Ø (mm)	BORE (mm)	SEGMENT H/W (mm)	ITEM NO.	EAN
	115	22.23	13/6.5	70184624198	5450248235477
	125	22.23	13/6.5	70184624199	5450248235484



# EXTREME CG



**Clipper's Tip**

**BEST WHEN USED  
ON NORTON CLIPPER  
CG125 AND CG180!  
SEE PAGE 232**

Norton Clipper Extreme Cup Grinders provide the ultimate surface grinding performance.

- i-HD segments provide the **best finish, high material removal rates** and **longest life** thanks to the uniform density of diamonds across each whole segment.
- The unique large segment design enables faster **grinding of large surfaces**.
- Low vibrations provide better comfort during use.
- Large ventilation holes mean better cooling and less heat generation.
- Flat 125mm cup grinder is suitable for use on all vacuum grinders.
- For use on building materials, concrete, natural stone and abrasive materials.
- For tilers, general builders, concrete flooring contractors, and swimming pool installers.



Cup Height



MACHINES	Ø (mm)	CUP HEIGHT (mm)	BORE (mm)	SEGMENT H/W (mm)	ITEM NO.	EAN
	100	19	22.23	4.5	70184694991	5450248697343
	125	24	22.23	4.5	70184694993	5450248697367
	180	29	22.23	4.5	70184694994	5450248697374
	125 FLAT	19	22.23	4.5	70184694992	5450248697350

## PRO CG



- High material removal rate.
- Low vibration for better comfort when in use.
- i-HD manufacturing technology ensures long life and a good standard of finishing.
- For surfacing and grinding medium hardness construction and building materials (concrete, reinforced concrete, natural stone).

Cup Height



MACHINES	Ø (mm)	CUP HEIGHT (mm)	BORE (mm)	SEGMENT H/W (mm)	ITEM NO.	EAN
	100	19	22.23	4.5	70184694988	5450248697312
	125	24	22.23	4.5	70184694989	5450248697329
	180	29	22.23	4.5	70184694990	5450248697336



## CLASSIC CG



- An economical solution.
- For surfacing and grinding hard construction and building materials (concrete, reinforced concrete, and natural stone).
- Smaller segments have excellent performance on hard materials.
- Flat sides avoid damaging walls or ceilings during flush grinding.

Cup Height



MACHINES	Ø (mm)	CUP HEIGHT (mm)	BORE (mm)	SEGMENT H/W (mm)	ITEM NO.	EAN
	100	19	22.23	4.5	70184694995	5450248697381
	125	24	22.23	4.5	70184694996	5450248697398
	180	29	22.23	4.5	70184601079	5450248699293



# EXTREME CG COMFORT



EXTREME CG Comfort has been specifically developed to lower vibration levels and improve operator comfort.

- Lower vibration levels
- Comfortable to use
- New segment shape for optimum results
- i-HD™ Technology for high material removal and long life



## Clipper's Tip

Hand-Arm vibrations provokes painful and disabling disorders of the blood vessels and nerves, leading to a disease called Vibration White Finger. We have developed a product that minimises the vibration and optimises your comfort.



MACHINES	Ø (mm)	CUP HEIGHT (mm)	BORE (mm)	SEGMENT H/W (mm)	ITEM NO.	EAN
	100	20	22.23	4.5	70184607656	5450248762690
	125	25	22.23	4.5	70184602648	5450248735106
	180	30	22.23	4.5	70184607657	5450248762706

Cup Height



# PRO CG-PCD COMFORT



- PolyCrystalline Diamond (PCD) cup wheel, designed for the fast removal of glue, epoxy resins and paint.
- The embedded anti-vibration system provides comfort during use.

- Use a concrete cup wheel after using PCD wheels to ensure a great finish.

Cup Height



MACHINES	Ø (mm)	CUP HEIGHT (mm)	BORE (mm)	PCD ELEMENTS	ITEM NO.	EAN
	125	18	22.23	12pcs	70184645886	5450248535492



# CLASSIC CG-PCD



- Cost-effective PolyCrystalline Diamond (PCD) cup wheel.
- Designed for the fast removal of glue, epoxy resins and paint.

- Use a concrete cup wheel after using PCD wheels to ensure a great finish.

Cup Height



MACHINES	Ø (mm)	CUP HEIGHT (mm)	BORE (mm)	PCD ELEMENTS	ITEM NO.	EAN
	125	19	22.23	12pcs	70184693445	5450248577317







## EXTREME CUT'N'GRIND



- Multi-purpose tool for cutting and grinding building materials.
- i-HD™ technology offers longer life, a faster cut and a unique design.

- Can be used for the same applications as diamond blades and diamond cup grinders.
- Equipped with an aluminium flange in connection M14 for offset cutting and grinding.

MACHINES	Ø (mm)	BORE	SEGMENT H/W (mm)	ITEM NO.	EAN
	125	M14	25 / 3.9	70184602036	5450248719182



### Clipper's Tip

ONE BLADE FOR TWO APPLICATIONS :  
CUTTING AND GRINDING



## PRO CUT'N'GRIND



- Sintered turbo shape, for fast material removal and good finishing quality in cutting and grinding.
- Equipped with an aluminium flange in connection M14 for offset cutting and grinding.

- Can be used for the same applications as diamond blades and diamond cup grinders.
- For use on concrete, washed concrete, blocks, ductile iron and natural stones.

MACHINES	Ø (mm)	BORE	SEGMENT H/W (mm)	ITEM NO.	EAN
	100	M14	25 / 3.9	70184641171	5450248465591
	125	M14	25 / 3.9	70184641172	5450248465607





# NOTES

This image shows a single sheet of white paper with horizontal ruling lines. The lines are evenly spaced and run across the width of the page. There is no handwriting or other markings on the paper.

DIAMOND TOOLS FOR

# MULTI MATERIALS

Multi-purpose blades for cutting concrete, reinforced concrete, roof tiles, pavements, blocks, granite, natural stone, asphalt, breeze blocks, sandstone and gridstone.





# PRO 4X4 EXPLORER



**\*LASER**

The Pro 4x4 Explorer range is even better than before. Faster cutting, longer life, improved safety and greater comfort when used on any material are all additional benefits of this blade.

- Multipurpose blade cuts all materials.
- Up to 12mm segment height for more cuts per wheel.
- Trapezoid-shaped segments give a comfortable, smoother cut with lower vibration levels.
- Patented cut depth indicator allows better visibility of cut depth when in use.
- Keep track of segment wear with the specially engraved wear indicator.
- Patented drop shaped gullets prevents fatigue cracks even when cutting thick metal.



For cutting off all the following materials:


- Reinforced concrete
- Concrete lintels
- Limestone concrete
- Concrete roof tiles
- Pavements and blocks
- Granite & natural stones
- Asphalt
- Asphalt over concrete
- Breeze blocks
- Gridstone
- Sandstone
- Steel parts up to 5mm thick

MACHINES	Ø (mm)	BORE (mm)	SEGMENT H/W (mm)	ITEM NO.	EAN
	115	22.23	10/2.2	70184602018	5450248720997
	125	22.23	10/2.2	70184602019	5450248721000
	180	22.23	10/2.5	70184602020	5450248721000
	230	22.23	12/2.5	70184602021	5450248721024
	300	20	12/3.0	70184602022	5450248721031
	300	25.4	12/3.0	70184602023	5450248721048
	350	20	12/3.2	70184602091	5450248721055
	350	25.4/20	12/3.2	70184602092	5450248721062
	350	25.4	12/3.2	70184602093	5450248721079
	400	25.4	12/3.2	70184602095	5450248721093
	400	20	12/3.2	70184602094	5450248721086
	450	25.4	12/3.2	70184602096	5450248721109
	500	25.4	10/3.8	70184602097	5450248721116

## PRODUCT FEATURES



DROP-SHAPE GULETS



SEGMENT WEAR INDICATOR



PATENTED CUTTING DEPTH INDICATOR

## QUICK FIX



The Quickfix system allows the bore of a blade to be adjusted to fit machines with different arbor/shaft diameters. There are two versions; the first allows a blade with a 25,4mm bore to be fitted to a machine with a 22,23mm arbor/shaft. The second allows a blade with either a 25,4mm or 22,23mm bore to be mounted on a machine with a 20mm arbor/shaft.

The system complies with the requirements of European Standard EN 13236.

MACHINES	BORE OF BLADE (mm)	BORE OF MACHINE (mm)	ITEM NO.	EAN
	25.4	22.23	70184623894	5450248236528
	25.4/22.23	20	70184622589	5450248233176





## STANDARD ALL MATERIALS



**LASER**

- For cutting various materials such as concrete, granite, asphalt, bricks, pavers, building blocks, steel parts up to 5mm thick and much more.

- For use on a handheld saw machine. Masonry saw and floor saw are compatible with 350mm diameter diamond blades for occasional use.
- 100% laser blades with segment height of 10mm



MACHINES	Ø (mm)	BORE (mm)	SEGMENT H/W (mm)	ITEM No.	EAN
	115	22.23	10/2.2	70184609627	5450248790990
	125	22.23	10/2.2	70184609628	5450248791003
	230	22.23	10/2.5	70184609629	5450248791010
	300	20	10/2.5	70184609630	5450248791027
	350	25.4/20	10/2.8	70184609633	5450248791058
	400	25.4/20	10/3	70184632527	5450248825906

NEW

## INVINCIBLE BLADES



**LASER**

- Invincible blades are designed specifically to form a 'dynamic duo' with all battery powered machines.
- INVINCIBILITY** – Second generation iHD autoattachment technology makes blade segments Invincible and the blade itself, incredibly safe to use.
- DEPENDABILITY** – No mounting/demounting required, you can rely on Invincible to cut through all building materials.

- VERSATILITY** – Invincible works well with any sidekick; battery powered or regular angle grinder.
- SPEED AND POWER** – Our 'Man of Steel' cuts through material quickly and easily.



MACHINES	Ø (mm)	BORE (mm)	SEGMENT H/W (mm)	QTY	ITEM No.	EAN
	115	22.23	12/2.2	1	70184603342	5450248756590
	125	22.23	12/2.2	1	70184603343	5450248756606

### BLADES IN A KIT OF 10 PIECES + 1 CARDBOARD COUNTER DISPLAY

MACHINES	Ø (mm)	BORE (mm)	SEGMENT H/W (mm)	QTY	ITEM No.	EAN
	115	22.23	22.23	1	70184607642	5450248762409
	125	22.23	22.23	1	70184607643	5450248762416



# NOTES





DIAMOND TOOLS FOR

# CERAMIC AND PORCELAIN TILES

Discover our diamond blades specially designed for cutting ceramic and porcelain tiles, vitrified reconstituted stone, glass, textured glass, glazed ceramic tiles, granite, marble, slate and hard natural stone.



# EXTREME CERAMIC TURBO



## QUALITY CUTTING OF HARD CERAMIC TILES.

- This 10mm high continuous rim blade is the perfect choice for a high quality cut.
- Premium diamond grade and free cutting metal bond make this blade perfect for cutting even the hardest tiles.
- 1.4mm thickness for fast cutting and reduced material wastage.
- The reinforced flange on the steel centre helps to keep the blade straight without causing damage to the tile.
- For use on angle grinders, rail tile and masonry saws.
- Can be used on ceramic, porcelain, walls and floor tiles.




MACHINES	Ø (mm)	BORE (mm)	SEGMENT H/W (mm)	ITEM NO.	EAN
	115	22.23	10/1.4	70184644759	5450248523994
	125	22.23	10/1.4	70184644760	5450248524007
	180	22.23	10/1.4	70184621970	5450248232193
	200	25.4	10/2	70184625427	5450248345756
	230	22.23	10/2	70184621973	5450248232186
	230	25.4	10/2	70184627653	5450248385813
	250	25.4	10/2	70184625428	5450248345763
	250	30	10/2	70184645565*	5450248531586
	300	20	10/2.2	70184633159	5450248834601
	300	25.4	10/2.2	70184625429	5450248345787
	300	30	10/2.2	70184645566	5450248531593



\*Available on request

## PRODUCT FEATURES



10mm HIGH DIAMOND RIM



1.4mm THICK BLADE



FAST CUTTING CONTINUOUS RIM





## EXTREME CERAMIC



- Continuous rim sintered diamond blade for wet cutting on masonry saws.
- Thin laser-cut slots to allow blade cooling and smoother cut.
- For use on glazed ceramic tiles, granite, marble, slate, and quarry tiles.

MACHINES	Ø (mm)	BORE (mm)	SEGMENT H/W (mm)	ITEM NO.	EAN
	200	25.4	9/1.6	70184647047	545024854608
	230	25.4	9/1.6	70184644431	5450248522409
	250	25.4	9/1.6	70184644432	5450248522416
	300	25.4	9/2.0	70184630334	5450248414599
	350	25.4	9/2.0	70184630335	5450248414605



## EXTREME CERAMIC SOFT\*



- Continuous rim sintered diamond blade for wet cutting on masonry saws.
- Thin laser-cut slots to allow blade cooling and smoother cut.
- For use on glazed ceramic tiles.
- Offers a very good finish on the hardest tiles.

MACHINES	Ø (mm)	BORE (mm)	SEGMENT H/W (mm)	ITEM NO.	EAN
	200	25.4	2 / 9	70184603234	5450248753445
	230	25.4	2 / 9	70184603235	5450248753452
	250	25.4	2 / 9	70184603236	5450248753469
	300	25.4	2 / 9.5	70184602483	5450248730422
	350	25.4	2 / 9.5	70184602484	5450248730439
	400	25.4	2.4 / 10	70184603237	5450248753476

\* Extreme Ceramic Soft range blades are recommended to cut hard materials





NEW

# EXTREME GRES



- Specially developed to cut through hard and thick tiles up to 3cm deep with no need for resharpening.
- Diameters 250mm and above all feature a conical segment that reduces friction against the material ensuring a fast and clean cut.
- Diameters 300 and 350mm offer incredible 15mm high laser welded segments, giving revolutionary long life!
- A Silencio version exists in several diameters making up to 8x less noise than a non silent blade (in Ø 350mm).
- These blades are THE solution for cutting hard and thick tiles.



MACHINES

Ø  
(mm)

BORE  
(mm)

SEGMENT  
H/W (mm)

ITEM NO.

EAN

Wet & dry cutting



115

22.23

10/1.3

70184602447

5450248729419



125

22.23

10/1.3

70184602448

5450248729426



**\*LASER**

Wet cutting only



250

25.4

12/2.2

70184632632

5450248825609



250

25.4

12/2.2

70184632631

5450248825593



300

25.4

15/2.2

70184632896

5450248829126



300

25.4

15/2.2

70184632897

5450248829133



350

25.4

15/2.2

70184632569

5450248822493



350

25.4

15/2.2

70184632570

5450248822509





## PRO CERAMIC



- Continuous diamond rim.
- Good value for money.
- Can be used for dry or wet cutting.
- For use on ceramics, granite, marble, slate, quarry tiles.

MACHINES	Ø (mm)	BORE (mm)	SEGMENT H/W (mm)	ITEM NO.	EAN
<b>Wet &amp; dry cutting</b>					
	115	22.23	9/1.6	70184625942	5450248347927
	125	22.23	9/1.6	70184625940	5450248347897
	180	22.23	9/1.7	70184625944	5450248347941
	230	22.23	9/2.2	70184625946	5450248347965

<b>Wet cutting only</b>					
	150	25.4/22.23	10/1.6	70184625560	5450248346319
	180	25.4/22.23	10/1.9	70184625561	5450248346326
	200	25.4	10/1.9	70184625093	5450248343998
	200	30	10/1.9	70184625094	5450248344001
	230	25.4	10/1.9	70184625096	5450248344025
	250	25.4	10/2	70184625097	5450248344032
	300	25.4	10/2	70184625098	5450248344049
	350	25.4	10/2	70184625100	5450248344063



## CLASSIC CERAMIC TURBO



- Turbo continuous rimmed diamond blade faster, and smoother cutting of hard ceramic tiles.
- Economical solution.
- Suitable for dry or wet cutting porcelain and ceramic tiles.

MACHINES	Ø (mm)	BORE (mm)	SEGMENT H/W (mm)	ITEM NO.	EAN
	115	22.23	7/1.6	70184627645	5450248385745
	125	22.23	7/1.6	70184627646	5450248385752





## BLADES FOR CERAMIC & PORCELAIN TILES FOR ANGLE GRINDERS, TILE SAWS & MASONRY SAWS

### CLASSIC CERAMIC



- Continuous diamond rim.
- Good value for money.
- Suitable for dry or wet cutting hard and ceramic tiles.

MACHINES	Ø (mm)	BORE (mm)	SEGMENT H/W (mm)	ITEM NO.	EAN
	115	22.23	5/1.6	70184626825	5450248353317
	125	22.23	5/1.6	70184626826	5450248353324
	180	25.4/22.23	5/1.7	70184626828	5450248353348
	200	30/25.4	5/1.7	70184626829	5450248353355
	230	22.23	5/1.8	70184626830	5450248353362
	230	25.4	5/1.8	70184628734	5450248396499
	250	25.4	5/1.8	70184626831	5450248353379
	300	25.4	5/2.1	70184626832	5450248353386
	350	25.4	5/2.1	70184626833	5450248353393



### STANDARD CERAMIC



- Sintered continuous rim blade.
- For ceramic, glazed ceramic and porcelain tiles.
- This blade is suitable for all comparable materials that require a high-quality cut provided by its continuous rim.

MACHINES	Ø (mm)	BORE (mm)	SEGMENT H/W (mm)	ITEM No.	EAN
	115	22.23	7/1.6	70184608555	5450248776109
	125	22.23	7/1.6	70184608556	5450248776116
	180	22.23/25.4	7/1.8	70184608557	5450248776123
	200*	30/25.4	7/2	70184608558	5450248776130
	230	22.23/25.4	8/2	70184608559	5450248776147

\* Diameter 200mm only wet cutting





DIAMOND BLADES FOR

# GRANITE, MARBLE & NATURAL STONE



# EXTREME GRANITE



**\*LASER**

The 15mm 'Duo' shaped trapezoidal segments are produced with i-HD™ technology, optimising them for cutting hard materials such as granite, natural stone, concrete slabs and blocks. These segments also provide benefits such as super long life, excellent cutting speed, improved operator comfort and low vibration. The Extreme Granite also provides optimum safety against segment loss.

The exclusive 'arrow' shaped gullet slots permanently indicate the correct direction of rotation.



MACHINES	Ø (mm)	BORE (mm)	SEGMENT H/W (mm)	ITEM NO.	EAN
	230	22.23	15/2.6	70184601172	5450248702702
	300	20	15/3	70184601173	5450248702719
<b>NEW</b>	350	20	15/3	70184632363	5450248814207
	350	25.4	15/3	70184601174	5450248702726
	350	25.4	15/2.8	70184603311	5450248755210
	500	25.4	15/3.2	70184603312	5450248755227
<b>NEW</b>	650	25.4	12/4.6	70184632587	5450248823094
	900	60	12/4.6	70184603313	5450248755234



**Clipper's Tip**

USE QUICKFIX SYSTEM FOR THE BLADE TO FIT MACHINES WITH DIFFERENT ARBOR/SHAFT DIAMETER (SEE PAGE 52)

# EXTREME STRADALIT



**\*LASER**

- Laser-welded, 10mm high segments with silent steel-centre, ideal for wet cutting very hard natural stone, cured clay pavers and engineering bricks on masonry saws.

MACHINES	Ø (mm)	BORE (mm)	SEGMENT H/W (mm)	ITEM NO.	EAN
	350	25.4	10/2.5	70184621132	5450248231394
	400	25.4	10/2.5	70184623047	5450248326014





## PRO GRANITE TURBO



**LASER**

- The 12mm laser-welded segments are corrugated in shape, which generates less friction and makes the blade more efficient. These segments also provide the blade with strong cutting performance and a long life.

- Designed for dry and wet cutting.
- Specifically designed for granite, concrete slabs and other hard stone materials.
- An excellent cost-to-performance ratio, offering great value for money.

MACHINES	Ø (mm)	BORE (mm)	SEGMENT H/W (mm)	ITEM NO.	EAN
	115	22.23	12/2.2	70184626525	5450248350859
	125	22.23	12/2.2	70184626526	5450248350866
	180	22.23	12/2.4	70184626527	5450248350873
	230	22.23	12/2.6	70184626528	5450248350996
	230	70/22.23 + Flange	12/2.6	70184629653	5450248405436
	300	20	12/3.2	70184626530	5450248351016
	300	25.4	12/3.2	70184626529	5450248351009
	350	20	12/3.2	70184626531	5450248351023
	350	25.4	12/3.2	70184626532	5450248351047
	400	25.4	12/3.2	70184626533	5450248351054



## PRO GRANITE



**LASER**

- Great value for money blade.

- Designed for use on granite, marble and natural stone.

MACHINES	Ø (mm)	BORE (mm)	SEGMENT H/W (mm)	ITEM NO.	EAN
	350	25.4	10/3.0	70184610385	5450248009047
	400	25.4	10/3.2	70184610386	5450248009054
	450	25.4	10/3.4	70184610436	5450248010142
	500	25.4	7/3.2	70184610437	5450248230755
	600	25.4	7/4.4	70184610438*	5450248230748

\* Available on request







## BLADES FOR GRANITE & NATURAL STONE FOR ANGLE GRINDERS, HANDHELD CUT OFF SAWS & MASONRY SAWS

### PRO MARMO



- Versatile diamond blade suitable for materials such as granite, marble, plastics and natural stone, and is ideal for use on angle grinders, cut-off saws and masonry saws.
- The electroplated surface and drop-down diamond inserts on the steel centre clean the cutting profile while in use; these features ensure fast and smooth cutting.

MACHINES	Ø (mm)	BORE (mm)	SEGMENT H/W (mm)	ITEM NO.	EAN
	50	6	2.4	70184629965	5450248408567
	115	22.23	2.4	70184626663	5450248351498
	125	22.23	2.4	70184626666	5450248351528
	150	20	2.4	70184601282	5450248705017
	230	22.23	2.8	70184626668	5450248351542
	300	25.4	2.9	70184620243	5450248298533
	350	25.4	2.9	70184620244	5450248298557



### PRO MARMO SURF



- Pro Marmo Surf can be used as both a diamond blade and a diamond cup grinder and is well suited for cutting and grinding natural stone.
- Electroplated continuous rim generates smooth cutting and grinding.

MACHINES	Ø (mm)	BORE (mm)	SEGMENT H/W (mm)	ITEM NO.	EAN
	115	M14	2.4	70184640590	5450248460022
	125	M14	2.4	70184640591	5450248460039
	230	70/22.23 + Flange	2.8	70184640592	5450248460046



DIAMOND TOOLS FOR

# ASPHALT & ABRASIVE MATERIALS

Discover our blades especially designed for cutting asphalt, asphalt over concrete, green concrete, bitumen, cement joints, breeze blocks and Lignacite blocks



# EXTREME ASPHALT



**LASER**

The Extreme Asphalt blade delivers extremely fast cutting performance and accuracy. The ideal diamond blade for all high speed saws and floor saws when cutting asphalt, asphalt over concrete, green concrete and abrasive building materials.

- 15mm laser welded duo-shaped segments protect against undercutting on the steel centre and give the blade excellent cutting speed, low vibration when in use, and an extended product life\*.
- The patented 'depth of cut' indicator with stroboscope effect provides the user with greater control\*.
- Eight high wear protection segments further extend the blade's life.
- Exclusive 'arrow' shaped engraving permanently marks the direction of rotation\*.
- Wide gullet slots contribute to fast removal of cutting debris.



\* Only on blades for <20 hp machines



MACHINE	POWER	Ø (mm)	BORE (mm)	SEGMENT H/W (mm)	ITEM NO.	EAN
	< 20 hp	300	20	15/3	70184694907	5450248695608
	< 20 hp	350	25.4	15/3.2	70184694537	5450248689393
	< 20 hp	400	25.4	15/3.2	70184694911	5450248695615
	< 20 hp	450	25.4	15/3.2	70184694912	5450248695622
	< 20 hp	500	25.4	15/3.6	70184694913	5450248695639



NAME	MACHINE	POWER	Ø (mm)	BORE (mm)	SEGMENT H/W (mm)	ITEM NO.	EAN
Asphalt 10		20 - 30 hp	500	25.4	10/4.3	70184640191	5450248454953
		20 - 60 hp	600	25.4	12/4.4	70184603293	5450248754695
		20 - 60 hp	700	25.4	12/4.4	70184603354	5450248757023
		20 - 60 hp	800	25.4	12/4.4	70184603355	5450248757030
		20 - 30 hp	900	25.4	10/4.3	70184640195	5450248455103
Asphalt 20		20 - 60 hp	600	25.4	12/4.4	70184603293	5450248754695
		20 - 60 hp	700	25.4	12/4.4	70184603354	5450248757023
		20 - 60 hp	800	25.4	12/4.4	70184603355	5450248757030

\* Available on request





## BLADES FOR ASPHALT & ABRASIVE MATERIALS FOR HAND-HELD CUT-OFF SAWS, FLOOR SAWS & MASONRY SAWS



### NEW PRO ASPHALT II



**\*LASER**

- Designed for intensive use, this blade displays excellent longevity and provides great value for money.
- Specific segments protect the steel center from undercutting and prevents premature wear of the blade.
- 12mm high laser welded segments for a long life.
- A patented depth indicator helps the operator to monitor the cutting depth and indicates the rotation direction (up to Ø450mm).

MACHINES	POWER	Ø (mm)	BORE (mm)	SEGMENT H/W (mm)	ITEM NO.	EAN
	< 20 HP	300	20	12/2.8	70184631578	5450248802396
	< 20 HP	300	25.4	12/2.8	70184631579	5450248802402
	< 20 HP	350	20	12/3.2	70184631580	5450248802419
	< 20 HP	350	25.4	12/3.2	70184631995	5450248802426
	< 20 HP	400	25.4	12/3.2	70184631582	5450248802433
	< 20 HP	450	25.4	12/3.2	70184631583	5450248802440
	< 20 HP	500	25.4	12/3.8	70184631995	5450248810216
	< 20 HP	600	25.4	12/3.8	70184631996	5450248810223
	< 20 HP	700	25.4	12/4.4	70184632649	5450248825890



### CLASSIC ASPHALT



**\*LASER**

- Laser welded diamond segments make this blade suitable for wet or dry cutting asphalt, asphalt over concrete, green concrete, abrasive materials and concrete roof tiles.
- Its versatility and price to performance ratio, make this blade excellent value for money.

MACHINES	POWER	Ø (mm)	BORE (mm)	SEGMENT H/W (mm)	ITEM NO.	EAN
	< 20 hp	300	20	10/2.5	70184626876	5450248353706
	< 20 hp	300	25.4	10/2.5	70184626877	5450248353713
	< 20 hp	350	20	10/2.8	70184626878	5450248353737
	< 20 hp	350	25.4	10/2.8	70184626879	5450248353744
	< 20 hp	400	20	10/3.2	70184645242	5450248528043
	< 20 hp	400	25.4	10/3.2	70184626880	5450248353751
	< 20 hp	450	25.4	10/3.2	70184626881	5450248353768
	< 20 hp	500*	25.4	10/3.2	70184601944	5450248716228
	< 20 hp	600*	25.4	10/3.2	70184601945	5450248716235

\* 500-600mm with undercutting protection segments





## BLADES FOR GREEN CONCRETE FOR FLOOR SAWS

### EXTREME GREEN CONCRETE



**LASER HD**

- 14mm high laser welded segments for longer life.
- For use on green concrete, lignacite and tarmac top blocks for machines up to 25 hp.
- Wear protection segments to prevent under-cutting of the steel core.

MACHINES	Ø (mm)	BORE (mm)	SEGMENT H/W (mm)	ITEM NO.	EAN
	300	25.4	14/3	70184602877	5450248742906
	350	25.4	14/3	70184602876	5450248743095



### PRO GREEN CONCRETE



**LASER**

- Laser welded segments for wet cutting.
- For use on green concrete, lignacite and tarmac top blocks.
- Wear protection segments to help prevent under-cutting of the steel centre.

MACHINES	Ø (mm)	BORE (mm)	SEGMENT H/W (mm)	ITEM NO.	EAN
	300	25.4	10/2.5	70184624684	5450248237815
	350	25.4	10/2.8	70184624685	5450248237822





# EXTREME ASPHALT LB



Diamond blades with wide segments for loop-cutting asphalt and abrasive materials with a floor saw.

- Large choice of segment widths to suit all loop-cutting applications on abrasive materials.
- Thick steel centre and hammer segments for better protection against under-cutting of the steel core.



MACHINES	Ø (mm)	BORE (mm)	SEGMENT WIDTH (mm)	ITEM NO.	EAN
	350	25.4	8	70184618296*	5450248295396
	350	25.4	10	70184615813*	5450248269052

\* Available on request



NOTES



DIAMOND BLADES FOR

# REFRACTORY MATERIALS

Discover our blades specially designed for cutting electrofused materials, Corhart ZAC, Corhart 104, Zirconia, Jargal, mullite, alumina, basalt, dolomite, tar and magnesite, Oxydes - Magnesite and Chromite, chrome. low and high content of alumina, zirconia, silica, beauxite, durital, rocal, zirmul, silicon carbide, carborundum, graphite and all refractory materials.



# EXTREME RC



Norton Clipper offers a high-performance range of diamond blades that have been developed explicitly for professional contractors specialising in the maintenance of industrial surfaces.

Discover our wide selection of blades for all types of refractory bricks.



## RECOMMENDATION GUIDE

	RC400	RC465	RC525	RC540	RC575	PRO BETON	PRO ZDM200	PRO ZMD944T
<b>NON OXYDES</b> (C 80-90%) (SiC 40-70%)								
Silicon Carbide, Carborundum, Graphite					•			
<b>OXIDES</b>								
Dolomite, Tar (MgO 40% CaO 60%)		•						
Magnesite (MgO 80-95%)		•	•				•	•
Chromite, Chrome (Cr <sub>2</sub> O <sub>3</sub> 30-10% MgO 40-80%)			•				•	•
Zirconia, Silica (ZrO <sub>2</sub> 65-95%) (SiO <sub>2</sub> )				•		•		
<b>LOW CONTENT ALUMINA</b> (AL <sub>2</sub> O <sub>3</sub> 25-70%)								
Fireclay			•			•	•	
<b>HIGH CONTENT ALUMINA</b> (AL <sub>2</sub> O <sub>3</sub> 70-95%)								
Mulite, Beauxite, Durital, Rocal, Zirmul				•		•		
<b>ELECTROFUSED</b>								
Corhart ZAC, Corhart 104, Zirconia, Jargal	•							
Mulite, Alumina, Basalt	•							
<b>INSULATION</b>			•			•	•	





## EXTREME RC465



**\*LASER**

- Laser-welded diamond blade with key-hole geometry.

- For use on oxides - dolomite, tar and magnesite.

MACHINES	Ø (mm)	BORE (mm)	STEEL TYPE	SEGMENT H/W (mm)	ITEM NO.	EAN
	400	25.4	Standard	10/3.2	70184626316*	5450248393146
	450	25.4	Standard	10/3.8	70184626317*	5450248372158
	450	25.4	Silencio	10/3.8	70184630620	5450248443292
	500	25.4	Standard	10/3.8	70184626318	5450248372165
	600	25.4	Standard	10/3.8	70184626319*	5450248393153
	650	25.4	Standard	10/3.8	70184629314*	5450248466345

\* Available on request



## EXTREME RC525



**\*LASER**

- Laser-welded diamond blade with key-hole geometry.
- Fireclay insulation brick.

- For use on oxides - magnesite, chromite, and chrome. Low content alumina < 70%.

MACHINES	Ø (mm)	BORE (mm)	STEEL TYPE	SEGMENT H/W (mm)	ITEM NO.	EAN
	500	25.4	Silencio	12/3.8	70184641533	5450248491118
	500	25.4	Standard	12/3.8	70184626283*	5450248466369
	600	25.4	Standard	12/3.8	70184626706*	5450248466383

\* Available on request





## BLADES FOR REFRACTORY MATERIALS FOR MASONRY SAWS

### EXTREME RC540



**\*LASER**

- Laser-welded diamond blade with wide-gullet geometry.

- For use on oxides - zirconia and silica. High content alumina >70% - mullite. beauxite, durital, rocal, and zirmul.

MACHINES	Ø (mm)	BORE (mm)	STEEL TYPE	SEGMENT H/W (mm)	ITEM NO.	EAN
	350	25.4	Standard	10/2.8	70184626285	5450248393108
	400	25.4	Standard	10/3.2	70184626286*	5450248393115
	450	25.4	Standard	10/3.8	70184626287	5450248393122
	500	25.4	Standard	10/3.8	70184626288	5450248393139
	500	25.4	Silencio	10/3.8	70184626693	5450248547273
	600	25.4	Standard	10/3.8	70184626707*	5450248393177

\* Available on request



### EXTREME RC575



**\*LASER**

- Laser-welded diamond blade with wide-gullet geometry.

- For use on non-oxides - silicon carbide, carborundum, and graphite.

MACHINES	Ø (mm)	BORE (mm)	STEEL TYPE	SEGMENT H/W (mm)	ITEM NO.	EAN
	400	25.4	Standard	10/3.2	70184626321*	5450248466437
	450	25.4	Standard	10/3.8	70184626322*	5450248466444
	450	25.4	Silencio	10/3.8	70184647831	5450248571223
	500	25.4	Silencio	10/3.8	70184631081	5450248451402
	500	25.4	Standard	10/3.8	70184626323*	5450248466451
	600	25.4	Standard	10/3.8	70184626324*	5450248466468

\* Available on request





## PRO BETON



**\*LASER**

- Good value for money laser-welded blade, with 10mm high free-cutting segments, for wet or dry cutting.
- Versatile product designed for petrol handheld saws, floor saws and masonry saws.
- For use on concrete, reinforced concrete, concrete slabs, and refractory blocks containing aluminium oxides.

MACHINES	Ø (mm)	BORE (mm)	SEGMENT H/W (mm)	ITEM NO.	EAN
	350	25.4	10/2.8	70184627061	5450248372585
	400	25.4	10/3.2	70184627062	5450248372592
	450	25.4	10/3.2	70184627063	5450248372608
	500	25.4	10/3.8	70184627064	5450248372615
	600	25.4	10/4.0	70184627065	5450248372622



## PRO ZDM 200



**\*LASER**

- Very good value for money laser welded refractory blade for wet or dry cutting.
- For use on refractory materials such as oxides, magnesite, chromite and insulation bricks.

MACHINES	Ø (mm)	BORE (mm)	SEGMENT H/W (mm)	ITEM NO.	EAN
	350	25.4	7/2.4	70184610238	5450248004424
	450	25.4	7/3.2	70184610239	5450248004431
	500	25.4	7/3.2	70184610240*	5450248242505

\* Available on request



## PRO ZMD 944T



**\*LASER**

- Very good value for money laser welded refractory blade for wet or dry cutting.
- For use on refractory materials such as oxides, magnesite, chromite and insulation bricks.

MACHINES	Ø (mm)	BORE (mm)	SEGMENT H/W (mm)	ITEM NO.	EAN
	350	25.4	7/2.4	70184610284	5450248005582
	450	25.4	7/3.2	70184610285	5450248005599
	500	25.4	7/3.2	70184610286	5450248230151





NOTES



# DRILLING CORE BITS FOR CONCRETE

Discover our core bits specially designed for drilling reinforced concrete, cured concrete, kerb stones, concrete pipes, engineering bricks, facing bricks, refractory bricks, flagstones and paving stones, block paving, washed gravel concrete slabs, natural stone, flint, sandstone, limestone.




# EXTREME CB BETON



**\*LASER**

The Extreme CB Beton diamond core bit uses a unique configuration of bond and diamond specification in a revolutionary new dual fluted/tapered segment, for extreme performance: easy drill-start, 20% faster drilling speed than standard corebits, better product life with 12mm segment height.

- **Useful length:** 450mm.
- **Connection:** 1 1/4" UNC female thread.
- **Applications:** concrete and reinforced concrete.
- Replacement segments can be found on page 82.



OD / ID* (mm)	SEGMENT L / W / H (mm)	No. SEGMENTS	ITEM No.	EAN
48/41	24/3.6/12	4	70184629370	5450248414544
52/45	24/3.6/12	4	70184629161	5450248403296
62/55	24/3.6/12	5	70184629338	5450248414551
67/60	24/3.6/12	5	70184629162	5450248403302
77/70	24/3.6/12	6	70184629163	5450248403319
82/75	24/3.6/12	6	70184629174	5450248403364
87/80	24/3.6/12	7	70184630450	5450248441397
92/85	24/3.6/12	7	70184629167	5450248403234
102/95	24/3.6/12	8	70184629176	5450248403388
107/100	24/3.6/12	9	70184629091	5450248403265
112/105	24/3.6/12	9	70184629052	5450248403258
117/110	24/3.6/12	9	70184629685**	5450248566458
122/114	24/4/12	9	70184629455	5450248414568
127/119	24/4/12	10	70184629175	5450248403371
132/124	24/4/12	10	70184629339	5450248414575
142/134	24/4/12	10	70184629866	5450248557296
152/144	24/4/12	11	70184629104	5450248403272
162/154	24/4/12	12	70184629165	5450248403326
178/170	24/4/12	13	70184629166	5450248403333
182/174	24/4/12	13	70184629349	5450248403418
202/192	24/5/12	14	70184629178	5450248403401
230/220	24/5/12	15	70184630442	5450248441311
250/240	24/5/12	16	70184629180	5450248414698
300/290	24/5/12	18	70184629534	5450248547198
350/340	24/5/12	19	70184629701	5450248556497
400/390	24/5/12	20	70184629902	5450248521914

\* OD / ID: Outer Diameter / Inner Diameter.

**A: 1-1/4" UNC F**  
**B: 450mm**  
**B**







## PRO CB BETON



- Ideal for concrete, reinforced concrete, masonry blocks, and also suitable for asphalt and abrasive materials.

- Replacement segments can be found on page 82.

- Useful length: 300mm.

- Connection: 1/2" male thread.

OD / ID* (mm)	CROWN W / H (mm)	No. SEGMENTS	ITEM No.	EAN
14/10	7/2.0	1 Crown	70184612947	5450248020585
16/12	7/2.0	1 Crown	70184612823	5450248015901
18/14	7/2.0	1 Crown	70184612824	5450248015918
20/16	7/2.0	1 Crown	70184612825	5450248015925
22/18	7/2.0	1 Crown	70184612826	5450248015932
25/21	7/2.0	1 Crown	70184612827	5450248015949
28/24	7/2.0	1 Crown	70184612828	5450248015956
30/26	7/2.0	1 Crown	70184612829	5450248015963
32/28	7/2.0	1 Crown	70184612830	5450248015970
35/31	7/2.0	1 Crown	70184612831	5450248015987
38/34	7/2.0	1 Crown	70184612833	5450248016007
40/36	7/2.0	1 Crown	70184612834	5450248016014
51/47	7/2.0	1 Crown	70184612835	5450248016021

\* OD / ID: Outer Diameter / Inner Diameter.

- Useful length: 450mm.

- Connection: 1 1/4" UNC female thread.

OD / ID* (mm)	SEGMENT L / W / H (mm)	No. SEGMENTS	ITEM No.	EAN
52/45	24/3.5/10	4	70184624870	5450248239123
57/50	24/3.5/10	4	70184624871	5450248239147
62/55	24/3.5/10	5	70184624872	5450248239154
67/60	24/3.5/10	5	70184624873	5450248239161
72/65	24/3.5/10	5	70184624874	5450248239178
77/70	24/3.5/10	6	70184624875	5450248239185
82/75	24/3.5/10	6	70184624876	5450248239192
87/80	24/3.5/10	6	70184624878	5450248239215
92/85	24/3.5/10	7	70184624879	5450248239222
102/95	24/3.5/10	8	70184624880	5450248239239
107/100	24/3.5/10	8	70184624881	5450248239246
112/105	24/3.5/10	8	70184624882	5450248239253
122/114	24/4.0/10	9	70184624883	5450248239277
127/119	24/4.0/10	9	70184624884	5450248239284
132/124	24/4.0/10	9	70184624885	5450248239291
142/134	24/4.0/10	10	70184624886	5450248239307
152/144	24/4.0/10	11	70184624887	5450248239314
162/154	24/4.0/10	11	70184624888	5450248239321
172/164	24/4.0/10	12	70184624889	5450248239338
182/174	24/4.0/10	12	70184624890	5450248239345
202/194	24/4.0/10	14	70184624892	5450248239369
227/218	24/4.5/10	15	70184624894	5450248239383
252/243	24/4.5/10	16	70184624895	5450248239406
300/290	24/5.0/10	19	70184624897	5450248239437
350/340	24/5.0/10	21	70184624900	5450248239468

\* OD / ID: Outer Diameter / Inner Diameter.

A: 1/2" M B: 300mm

B



A: 1 1/4" UNC F  
B: 450mm

B





## CORE BITS FOR CONCRETE

### CLASSIC CB BETON



- Core drill with brazed segments.
- Ideal for concrete, reinforced concrete, masonry blocks, and also suitable for asphalt and abrasive materials.
- Useful length: 400mm.
- Good value for money.
- Replacement segments can be found on page 82.
- Connection: 1/2" male thread.

OD / ID* (mm)	SEGMENT L / W / H (mm)	No. SEGMENTS	ITEM No.	EAN
32/26	16/3.0/7	3	70184694514	5450248689195
42/36	16/3.0/7	3	70184694516	5450248689218
52/46	24/3.0/10	4	70184694517	5450248689225
62/46	24/3.0/10	5	70184694518	5450248689232
72/65	24/3.5/10	6	70184694519	5450248689249
82/75	24/3.5/10	7	70184694520	5450248689256
92/85	24/3.5/10	8	70184694521	5450248689263
102/95	24/3.5/10	9	70184694522	5450248689270
112/105	24/3.5/10	9	70184694523	5450248689287
122/115	24/3.5/10	10	70184694524	5450248689294
132/124	24/4.0/10	10	70184694525	5450248689300
152/144	24/4.0/10	11	70184694526	5450248689317

\* OD / ID: Outer Diameter / Inner Diameter.

- Useful length: 450mm.
- Connection: 1 1/4" UNC female.

OD / ID* (mm)	SEGMENT L / W / H (mm)	No. SEGMENTS	ITEM No.	EAN
51/45	24/3.0/10	5	70184613201	5450248184355
56/50	24/3.0/10	5	70184613202	5450248184119
61/55	24/3.5/10	5	70184613203	5450248184126
66/59	24/3.5/10	6	70184613204	5450248184133
71/64	24/3.5/10	6	70184613205	5450248184140
76/69	24/3.5/10	6	70184613206	5450248184157
81/74	24/3.5/10	7	70184613207	5450248184164
86/79	24/3.5/10	7	70184613208	5450248184171
91/84	24/3.5/10	8	70184613209	5450248184188
101/94	24/3.5/10	8	70184613210	5450248184195
106/99	24/3.5/10	9	70184613211	5450248184201
111/104	24/3.5/10	9	70184613212	5450248184218
121/114	24/3.5/10	10	70184613213	5450248184225
126/118	24/4.0/10	10	70184613214	5450248184232
131/123	24/4.0/10	10	70184613215	5450248184249
141/133	24/4.0/10	11	70184613216	5450248184256
151/143	24/4.0/10	12	70184613217	5450248184263
161/153	24/4.0/10	12	70184613218	5450248184270
171/163	24/4.0/10	13	70184613219	5450248184287
181/173	24/4.0/10	13	70184613220	5450248184294
186/178	24/4.0/10	13	70184630513	5450248442585
201/193	24/4.0/10	14	70184613222	5450248184317
211/203	24/4.0/10	14	70184613223	5450248184324
225/215	24/5.0/10	15	70184613252	5450248184911
251/241	24/5.0/10	16	70184613224	5450248184331
271/261	24/5.0/10	18	70184613253	5450248184928
300/290	24/5.0/10	20	70184613225	5450248184348

\* OD / ID: Outer Diameter / Inner Diameter.

A: 1/2" M B: 400mm

B



A: 1 1/4" UNC F  
B: 450mm

B





## PRO CB BETON ROBO



- **Applications:** for concrete, reinforced concrete, concrete pipes, and ductile iron pipes.
- **Useful length:** 300mm.
- **Connection:** three hole flange.
- Specially adapted for use on ROBO core drilling machine.
- Replacement segments can be found on page 82.

OD / ID* (mm)	SEGMENT L / W / H (mm)	No. SEGMENTS	ITEM No.	EAN
137/129	24/4.0/10.0	9	70184613170	5450248171522
152/144	24/4.0/10.0	10	70184612883	5450248018247
166/158	24/4.0/10.0	10	70184620436	5450248300304
182/174	24/4.0/10.0	12	70184613316	5450248208921
187/179	24/4.0/10.0	12	70184613075	5450248131663
196/187	24/4.0/10.0	12	70184612882	5450248018230
201/192	24/4.0/10.0	12	70184612956	5450248194255
225/216	24/4.0/10.0	12	70184612958	5450248021551
248/238	24/5.0/10.0	13	70184612884	5450248018254
251/241	24/5.0/10.0	13	70184612959	5450248021568
257/247	24/5.0/10.0	13	70184612960	5450248021575
277/267	24/5.0/10.0	14	70184613080	5450248133940
299/289	24/5.0/10.0	16	70184613076	5450248131670

\* OD / ID: Outer Diameter / Inner Diameter.

**A: 3-hole  
B: 300mm**

**B**



**Clipper's Tip**

USE THE NORTON CLIPPER THREE HOLED FLANGE WITH 1"¼ FEMALE ADAPTOR - 3100 04594.

PRO CB BETON ROBO SOFT

- **Applications:** for concrete, reinforced concrete, concrete pipes, natural stone and granite.
- **Useful length:** 300mm.
- **Connection:** three hole flange.
- Special soft bond for use with hard material and high speed drilling.
- Specially adapted for use on ROBO core drilling machine thanks to its corrugated shape.
- Replacement segments can be found on page 82.

OD / ID* (mm)	SEGMENT L / W / H (mm)	No. SEGMENTS	ITEM No.	EAN
355/345	24/5.0/10.0	18	70184603099	5450248749707

\* OD / ID: Outer Diameter / Inner Diameter.

**A: 3-hole  
B: 300mm**

**B**







## CORE BITS FOR CONCRETE

### EXTREME CB BETON SEGMENTS



- **Applications:** concrete and reinforced concrete.
- Retipping segments for Extreme Beton corebits.

RANGE (mm)	SEGMENT L / W / H (mm)	ITEM No.	EAN
42-57	24/2.8/10	310390374	5450248537267
58-72	24/2.8/10	310390375	5450248537274

Formerly X3 Segments



### PRO CB BETON CROWNS



- **Applications:** concrete and reinforced concrete, masonry.
- Retipping crowns for Pro CB Beton crownbits.

OD / ID* (mm)	CROWN H / W (mm)	ITEM No.	EAN
14/10	7/2.0	310328465	5450248457084
16/12	7/2.0	310328467	5450248457107
22/18	7/2.0	310328470	5450248457138
30/26	7/2.0	310328486	5450248457282
32/28	7/2.0	310328487	5450248457299

\* OD / ID: Outer Diameter / Inner Diameter.



### PRO CB BETON SEGMENTS



- **Applications:** concrete and reinforced concrete, masonry blocks. Also suitable for asphalt and abrasive materials.
- Retipping segments for Pro CB Beton segmented corebits.

RANGE (mm)	SEGMENT L / W / H (mm)	ITEM No.	EAN
291-490	24/5.0/10	310377888	5450248498124





## PRO CB BETON SOFT SEGMENTS



RANGE (mm)	SEGMENT L / W / H (mm)	ITEM No.	EAN
42-57	24/3.5/10	310461243	5450248720836
58-72	24/3.5/10	310461244	5450248720843
73-87	24/3.5/10	310459189	5450248720799
88-102	24/3.5/10	310459337	5450248720812
118-146	24/4.0/10	310461266	5450248720867
147-190	24/4.0/10	310459338	5450248720829
191-290	24/4.5/10	310459336	5450248720805
500-1000	24/5.0/10	310461359	5450248720881

Formerly X14



## CLASSIC CB BETON SEGMENTS



- **Applications:** concrete and concrete products.
- Retipping segments for Classic CB Beton corebits.

RANGE (mm)	SEGMENT L / W / H (mm)	ITEM No.	EAN
66-76	24/3.5/10	310002555	5450248167938
96-116	24/3.5/10	310002557	5450248167952
121-151	24/4.0/10	310002558	5450248167969
156-186	24/4.0/10	310002559	5450248167976
191-221	24/4.0/10	310002560	5450248167983



NOTES


This image shows a single sheet of white paper with horizontal blue or grey ruling lines. The lines are evenly spaced and run across the width of the page. There are no margins, text, or other markings on the paper.



# DRILLING CORE BITS FOR UNIVERSAL BUILDING MATERIALS

Core bits specially designed for drilling masonry and light building materials on handheld machines. Ideal for plumbers and electricians.





## CORE BITS FOR UNIVERSAL BUILDING MATERIALS

### STANDARD CB UNIVERSAL



**\*LASER**



- **Useful length:** 150mm.
- **Connection:** 1/2" BSP female.
- The conical connection shape enhances the core bit's installation, resulting in improved stability. This superior mounting reduces vibrations during operation, making the core bit a safer tool to use.

- Optimised for the best balance between drilling speed, product life and comfort.
- Laser-welded segments ensure optimal performance.



OD/ID* (mm)	SEGMENT L / W / H (mm)	QTY SEGMENTS	ITEM No.	EAN
28 / 21	13 / 3.5 / 8	3	70184633379	5450248837893
35 / 28	17 / 3.5 / 8	3	70184633380	5450248837909
38 / 31	17 / 3.5 / 8	3	70184633381	5450248837916
45 / 38	24 / 3.5 / 8	3	70184633382	5450248837923
52 / 45	24 / 3.5 / 8	4	70184633383	5450248837930
55 / 48	24 / 3.5 / 8	4	70184633384	5450248837947
65 / 58	24 / 3.5 / 8	4	70184633385	5450248837954
68 / 61	24 / 3.5 / 8	4	70184633386	5450248837961
78 / 71	24 / 3.5 / 8	5	70184633387	5450248837978
105 / 97	24 / 4 / 8	5	70184633388	5450248837985
107 / 99	24 / 4 / 8	5	70184633389	5450248837992
117 / 109	24 / 4 / 8	5	70184633390	5450248838005
127 / 119	24 / 4 / 8	6	70184633391	5450248838012
152 / 144	24 / 4 / 8	7	70184633392	5450248838029

**A: 1/2" BSP F  
B: 150mm**

**B**



**SEE ALSO  
SUITCASES  
ON NEXT PAGE**

### PRO DS



**\*LASER**



- **Length:** 60mm.
- **Connection:** M16 female.
- **Applications:** medium-hard building materials.

- High-quality laser-welded, segmented drill bit for handheld drilling. This professional standard tool is suitable for dry drilling of electrical sockets and switches.


OD* (mm)	ITEM No.	EAN
68	70184612873	5450248017592
82	70184612874	5450248017608

\* OD: Outer Diameter

Formerly Pro Arid DS

**A: M16 F B: 60mm**

**B**



### CLASSIC DS



**\*LASER**



- **Length:** 60mm.
- **Connection:** M16 female.
- **Application:** medium-hard building materials.

- Representing great value for money, this laser-welded, segmented drill bit is made for handheld drilling and is suitable for dry drilling of electrical sockets and switches.


OD* (mm)	ITEM No.	EAN
68	70184620422	5450248230311
82	70184620423	5450248230335

\* OD: Outer Diameter

**A: M16 F B: 60mm**

**B**





# DRILLING CORE BITS


DRY DIAMOND CORE DRILLS ARE USED TO CREATE HOLES QUICKLY AND NEATLY IN BRICK AND BLOCK, USUALLY TO ALLOW PIPEWORK THROUGH WALLS




## STANDARD CB UNIVERSAL PLUMBER KIT



Dry drilling is a fairly simple process requiring a drill motor of min 800W equipped with a clutch. Power drills or drilling motors with three jaw chucks, SDS and 1/2" BSP fittings can all be used with Norton dry diamond cores once the correct adaptor has been chosen. Accessories like length extensions or dust-swivel can also be fitted.

MACHINES	DESCRIPTION	ITEM No.	EAN
	STANDARD CB UNIVERSAL DRY DIAMOND CORE 5-SET containing : 38mm, 52mm, 65mm, 117mm, 127mm cores, 2 x HEX, 2 x SDS adaptors, 1 x ejector drift, 1 x pilot drill	70184633396	5450248838241

DESCRIPTION	DIAMETER	CONNECTION	LENGTH	ITEM No.	EAN
Standard CB Universal core bit	38	1/2" Female	150mm	-	-
Standard CB Universal core bit	52	1/2" Female	150mm	-	-
Standard CB Universal core bit	65	1/2" Female	150mm	-	-
Standard CB Universal core bit	117	1/2" Female	150mm	-	-
Standard CB Universal core bit	127	1/2" Female	150mm	-	-
Adaptor HEX - 1/2" M x 88mm	-	-	-	310011349	5450248230397
Adaptor HEX - 1/2" M x 240mm	-	-	-	-	-
Adaptor SDS - 1/2" M x 115mm	-	-	-	310012391	5450248238782
Adaptor SDS - 1/2" M x 240mm	-	-	-	-	-
Pilot drill Ø10mm	-	-	-	310011347	5450248372776
Ejector drift	-	-	-	310011351	5450248372721

MACHINES	DESCRIPTION	ITEM No.	EAN
	STANDARD CB UNIVERSAL DRY DIAMOND CORE 5-SET Containing : 35mm, 45mm, 55mm, 68mm, 105mm Cores, 2 x HEX, 2 x SDS adaptors, 1 x Ejector Drift, 1 x pilot drill,	70184633397	5450248838258

DESCRIPTION	DIAMETER	CONNECTION	LENGTH	ITEM No.	EAN
Standard CB Universal core bit	35	1/2" Female	150mm	-	-
Standard CB Universal core bit	45	1/2" Female	150mm	-	-
Standard CB Universal core bit	55	1/2" Female	150mm	-	-
Standard CB Universal core bit	68	1/2" Female	150mm	-	-
Standard CB Universal core bit	105	1/2" Female	150mm	-	-
Adaptor HEX - 1/2" M x 88mm	-	-	-	310011349	5450248230397
Adaptor HEX - 1/2" M x 240mm	-	-	-	-	-
Adaptor SDS - 1/2" M x 115mm	-	-	-	310012391	5450248238782
Adaptor SDS - 1/2" M x 240mm	-	-	-	-	-
Pilot drill Ø10mm	-	-	-	310011347	5450248372776
Ejector drift	-	-	-	310011351	5450248372721

All above dry core bits have 1/2" BSP female back end fitting.



HEX - 1/2" MALE ADAPTOR



SDS Male - 1/2" MALE ADAPTOR



EJECTOR DRIFT



TAPER MASONRY DRILL



240mm HEX AND SDS -  
1/2" F ADAPTORS




NOTES

[illegible]

# DRILLING CORE BITS FOR NATURAL STONE & TILES

For granite, marble, natural stone, ceramic tiles and porcelain.





## CORE BITS FOR NATURAL STONE & CERAMIC TILES

### EXTREME VB DRY



- **Connection:** M14 for fitting directly onto angle grinders.

- Vacuum-brazed diamond drills designed for dry-drilling of hard ceramic tiles and natural stones.

OD* (mm)	ITEM No.	EAN
6 x M14	70184647338	5450248558699
8 x M14	70184647339	5450248558705
10 x M14	70184647340	5450248558712
12 x M14	70184647341	5450248558729
14 x M14	70184602901	5450248744634
18 x M14	70184602902	5450248744641
20 x M14	70184645760	5450248534099
28 x M14	70184645761	5450248534105
30 x M14	70184602903	5450248744658
32 x M14	70184602904	5450248744665
35 x M14	70184645762	5450248534112
40 x M14	70184602905	5450248744672
45 x M14	70184645763	5450248534129
50 x M14	70184694357	5450248685593
55 x M14	70184646255	5450248540472
60 x M14	70184602906	5450248744689
65 x M14	70184602907	5450248744696
68 x M14	70184645764	5450248534136
70 x M14	70184602908	5450248744702
75 x M14	70184602909	5450248744719
82 x M14	70184645765	5450248534143
102 x M14	70184602119	5450248721673
107 x M14	70184602120	5450248721680
132 x M14	70184602121	5450248721697
Suitcase pack containing dia. 20, 28, 35, 50, 68mm + mounting wrench		70184694328
Suitcase pack containing dia. 6/8/10/12/35/45/68 + centering device		70184694419

\* OD: Outer Diameter



### CLASSIC VB DRY



- **Connection:** Ø 10mm connection for three-jaw chuck power drills.
- **Application:** For dry or wet drilling.

- Electroplated diamond drills designed for drilling all types of tiles found in the industry, will also give outstanding performance on hard and brittle materials such as marble, granite and porcelain.

OD* (mm)	ITEM No.	EAN
6	310305776	5450248344896
8	310305777	5450248344902
10	310305778	5450248344919
12	310305780	5450248344933
14	310305792	5450248345077
28	310305793	5450248345084
35	310305794	5450248345091
45	310316728	5450248350118
68	310316729	5450248350125
82	310316730	5450248350132
3-Pack 6/8/10	310301580	5450248348498

\* OD: Outer Diameter







## ACCESSORIES


DESCRIPTION	ITEM No.	EAN
Centering device for small diameters up to 28mm	310491177	5450248716297
Centering device for diameters up to 90mm	70184645766	5450248534167
M14-Hex adaptor	310464939	5450248685708



## ACCESSORIES



## NOTES





# NORTON CLIPPER SAW BLADES





# GETTING TO KNOW OUR PRODUCT RANGES

The Norton Clipper product lineup provides solutions for four primary material applications, offering various options tailored to your specific machine and cutting needs. Whether you're cutting wood and composites on a table saw or using a reciprocating saw, we've got you covered.

## RECIPROCATING SAWS



REFERENCE NUMBER	PRODUCT NAME	DESCRIPTION	WORKING LENGTH (MM)	OVERALL LENGTH (MM)	WOOD & COMPOSITES	MULTI-MATERIALS	VENEER & LAMINATE	ALUMINIUM
70184608354	S1543HM	RECIP BLADE TCT 240 S1543HM	220	240		Δ		
70184608355	S 1243 HM	RECIP BLADE TCT 304 S1243HM	260	304		Δ		
70184608356	S 2243 HM	RECIP BLADE TCT 455 S2243HM	415	455		Δ		
70184608357	S 1122 HF	RECIP BLADE BIM 228 S1122HF	208	228		Δ I		
70184608358	S 1411 DF	RECIP BLADE BIM 300 S1411DF	280	300		Δ O		
70184608359	S 1111 DF	RECIP BLADE BIM 228 S1111DF	208	228		Δ		
70184608360	S 1542 K	RECIP BLADE HCS 240 S1542K	220	240	Δ			
70184608361	S 1131 L	RECIP BLADE HCS 240 S1131L	220	240	Δ			
70184608362	S 2345 X	RECIP BLADE HCS 200 S2345X	180	200	+			
70184608363	S 644 D	RECIP BLADE HCS 152 S644D	132	152	+ O			
70184608364	S 922 HF	RECIP BLADE BIM 152 S922HF	132	152		Δ		
70184608365	S610VF	RECIP BLADE BIM/CO 152 S610VF	132	152		Δ		
70184608366	S1210VF	RECIP BLADE BIM/CO 300 S1210VF	280	300		Δ		

## KIT



REFERENCE NUMBER	PRODUCT NAME	DESCRIPTION	WORKING LENGTH (MM)	OVERALL LENGTH (MM)	WOOD & COMPOSITES	MULTI-MATERIALS	VENEER & LAMINATE	ALUMINIUM
	T144DP (2x)		76	100	Δ I			
	T144D (2x)		76	100	Δ I			
70184608383	T101B (2x)	KIT 10 HCS JIGSAW BLADES	76	100	I ++			
	T244D (2x)		76	100	Δ O			
	T101A0 (2x)		50	76	+ O			
70184608384		KIT 2 TCT PLANNER KNIFES 82mm		82	+			

## KEY



Ripping



Fast Cut



Curved Cut



Clean Cut



Straight Cut



Cross Cutting



Extra Clean Cut

# JIGSAW



REFERENCE NUMBER	PRODUCT NAME	DESCRIPTION	WORKING LENGTH (MM)	OVERALL LENGTH (MM)	WOOD & COMPOSITES	MULTI-MATERIALS	VENEER & LAMINATE	ALUMINIUM
70184608367	T 344 D	JIGSAW BLADE HCS 132 T344D	110	132	Δ I			
70184608368	T 234 X	JIGSAW BLADE HCS 116 T234X	90	116	Δ +			
70184608369	T 301 CD	JIGSAW BLADE HCS 116 T301CD	90	116	I O +			
70184608370	T 308 BF	JIGSAW BLADE BIM 117 T308BF	91	117	I ++			
70184608371	T 101 B	JIGSAW BLADE HCS 100 T101B	76	100	I ++			
70184608372	T 144 DP	JIGSAW BLADE HCS 100 T144DP	76	100	Δ +			
70184608373	T 101 AO	JIGSAW BLADE HCS 76 T101AO	50	76	+ O			
70184608374	T 101 BR	JIGSAW BLADE HCS 100 T101BR	76	100	+ + I			
70184608375	T 244 D	JIGSAW BLADE HCS 100 T244D	76	100	Δ O			
70184608376	T 119 BO	JIGSAW BLADE HCS 76 T119BO	50	76	Δ O			
70184608377	T 308 BFP	JIGSAW BLADE BIM 100 T308BFP		100	+ + I			
70184608378	T 119 B	JIGSAW BLADE HCS 76 T119B	50	76	Δ I			
70184608379	T 101 BIF	JIGSAW BLADE BIM 82 T101BIF	56	82			+ + I	
70184608380	T 218 A	JIGSAW BLADE HCS 76 T218A	50	76				+ O
70184608381	T 118 B	JIGSAW BLADE HCS 76 T118B	50	76				+ I
70184608382	T 127 D	JIGSAW BLADE HCS 100 T127D	76	100				Δ + I

# MITRE SAW



REFERENCE NUMBER	DIAMETER (MM)	DIAMETER X TOOTH DIAMETER X BORE (MM)	TOOTH NUMBER / TOOTH SHAPE	WOOD & COMPOSITES	MULTI-MATERIALS	VENEER & LAMINATE	ALUMINIUM
70184608088	160	160 x 2.6/1.6 x 20	48/ATB Neg	+ x			
70184608096	190	190 x 2.8/1.8 x 30	48/ATB Neg	Δ - + x			
70184608135	190	190 x 2.6/1.8 x 30	60/TCG Neg				++
70184608099	216	216 x 2.8/1.8 x 30	48/ATB Neg	Δ - + x			
70184608056	216	216 x 2.8/1.8 x 30	24/ATB Neg	Δ -			
70184608057	216	216 x 2.3/1.8 x 30	36/ATB Neg	Δ - x			
70184608136	216	216 x 2.6/1.8 x 30	80/TCG Neg				++
70184608137	230	230 x 2.8/2.0 x 30	80 TCG Neg				++
70184608065	250	250 x 3.2/2.2 x 30	24/ATB Neg	Δ -			
70184608138	250	250 x 2.8/2.0 x 30	80/TCG Neg				++
70184608114	255	255 x 3.2/2.2 x 30	60/ATB Neg	Δ - + x			
70184608067	255	255 x 3.2/2.2 x 30	24/ATB Neg	Δ -			
70184608068	255	255 x 2.6/1.8 x 30/16	24/ATB Neg	Δ -			
70184608139	255	255 x 3.0/2.2 x 30	80/TCG Neg				++
70184608115	260	260 x 2.6/1.8 x 30	48/ ATB Neg	Δ - + x			
70184608116	260	260 x 2.6/1.8 x 30	60/ATB Neg	Δ - + x			
70184608124	305	305 x 3.2/1.2 x 30	60/ATB Neg	Δ - + x			
70184608072	305	305 x 3.2/2.2 x 30	36/ATB Neg	Δ -			
70184608140	305	305 x 3.0/2.2 x 30	96/TCG Neg				++

## CIRCULAR & TABLE SAW



REFERENCE NUMBER	DIAMETER (MM)	DIAMETER X TOOTH DIA X BORE (MM)	TOOTH N° /TOOTH SHAPE	WOOD & COMPOSITES	MULTI-MATERIALS	VENEER & LAMINATE	ALUMINIUM
70184608030	100	100 x 2.6/1.6 x 20	24/ATB	△-	X		
70184608032	120	120 x 1.8/1.2 x 20	24/ATB	△-	X		
70184608033	125	125 x 2.6/1.6 x 20	24/ATB	△-	X		
70184608034	130	130 x 2.6/1.6 x 20/16	24/ATB	△-	X		
70184608035	150	150 x 2.6/1.6 x 30/20	24/ATB	△-	X		
70184608036	150	150 x 3.6/2.6 x 20	24/ATB	△-	X		
70184608037	150	150 x 3.6/2.6 x 30	24/ATB	△-	X		
70184608038	160	160 x 2.6/1.6 x 20	16/ATB	△-			
70184608039	160	160 x 2.6/1.6 x 16	24/ATB	△-	X		
70184608040	160	160 x 1.8/1.2 x 20	24/ATB	△-	X		
70184608041	160	160 x 2.2/1.6 x 30/20	24/ATB	△-	X		
70184608042	160	160 x 2.6/1.6 x 20	24/ATB	△-	X		
70184608043	160	160 x 2.6/1.6 x 30/20	24/ATB	△-	X		
70184608044	160	160 x 2.8/1.8 x 20	24/ATB	△-	X		
70184608045	165	165 x 1.8/1.2 x 20	24/ATB	△-	X		
70184608046	165	165 x 2.6/1.6 x 20	24/ATB	△-	X		
70184608047	170	170 x 2.6/1.6 x 30/20/16	24/ATB	△-	X		
70184608048	170	170 x 2.8/1.8 x 30	24/ATB	△-	X		
70184608049	180	180 x 2.8/1.8 x 30/20/16	24/ATB	△-	X		
70184608050	180	180 x 2.8/1.8 x 30	30/ATB	△-	X		
70184608051	185	185 x 1.8/1.2 x 30/20/16	24/ATB	△-	X		
70184608052	190	190 x 2.8/1.8 x 30/20/16	24/ATB	△-	X		
70184608054	210	210 x 2.8/1.8 x 30	24/ATB	△-			
70184608055	210	210 x 2.8/1.8 x 30	36/ATB	△-	X		
70184608142	216	216 x 2.6/1.8 x 30	60/TCG			++	
70184608143	216	216 x 2.3/1.8 x 30	60/TCG			++	
70184608058	220	220 x 2.8/1.8 x 30	24/ATB	△-			
70184608059	225	225 x 2.6/1.6 x 30	32/ATB	△-	X		
70184608061	230	230 x 2.8/1.8 x 30	36/ATB	△-	X		
70184608060	230	230 x 2.8/1.8 x 30	24/ATB	△-			
70184608063	235	235 x 2.8/1.8 x 30	36/ATB	△-	X		
70184608062	235	235 x 2.8/1.8 x 30/16	24/ATB	△-			

## KEY

—

Ripping

△

Fast Cut

○

Curved Cut

+

Clean Cut

I

Straight Cut

X

Cross Cutting

++

Extra Clean Cut



## CIRCULAR & TABLE SAW



REFERENCE NUMBER	DIAMETER (MM)	DIAMETER X TOOTH DIA X BORE (MM)	TOOTH N° /TOOTH SHAPE	WOOD & COMPOSITES	MULTI-MATERIALS	VENEER & LAMINATE	ALUMINIUM
70184608064	240	240 x 3.0/2.0 x 30	24/ATB	Δ-			
70184608066	250	250 x 3.2/2.2 x 30	36/ATB	Δ- X			
70184608145	250	250 x 2.8/2.0 x 30	60/TCG			++	
70184608069	260	260 x 3.2/2.2 x 30	24/ATB	Δ-			
70184608070	280	280 x 3.2/2.2 x 30	24/ATB	Δ-			
70184608071	305	305 x 3.2/2.2 x 30	24/ATB	Δ-			
70184608073	315	315 x 3.2/2.2 x 30	24/ATB	Δ-			
70184608074	330	330 x 3.2/2.2 x 30	40/ATB	Δ-			
70184608075	355	355 x 3.2/2.4 x 30	24/ATB	Δ-			
70184608076	355	355 x 3.2/2.4 x 30	40/ATB	Δ-			
70184608081	125	125 x 2.6/1.6 x 20	36/ATB	+ X			
70184608082	130	130 x 2.6/1.6 x 20	36/ATB	+ X			
70184608083	150	150 x 2.6/1.6 x 30/20	48/ATB	+ X			
70184608084	160	160 x 2.6/1.6 x 20	40/ATB	+ X			
70184608085	160	160 x 2.6/1.6 x 30/16	48/ATB	+ X			
70184608086	160	160 x 1.8/1.2 x 20	48/ATB	+ X			
70184608087	160	160 x 2.6/1.6 x 20	48/ATB	+ X			
70184608089	160	160 x 2.2/1.6 x 20	60/ATB	+ X			
70184608090	160	165 x 2.6/1.6 x 20	48/ATB	+ X			
70184608091	165	165 x 2.6/1.6 x 20	64/ATB	+ X			
70184608092	170	170 x 2.6/1.6 x 30/16	48/ATB	+ X			
70184608093	180	180 x 2.8/1.8 x 30/20/16	48/ATB	+ X			
70184608094	190	190 x 2.8/1.8 x 30	40/ATB	+ X			
70184608095	190	190 x 2.8/1.8 x 30/20/16	48/ATB	+ X			
70184608097	210	210 x 2.8/1.8 x 30	48/ATB	+ X			
70184608098	210	210 x 2.8/1.8 x 30	64/ATB	+ X			
70184608100	220	220 x 2.8/1.8 x 30	48/ATB	+ X			
70184608101	225	225 x 2.8/1.8 x 30	48/ATB	+ X			
70184608102	225	225 x 2.6/1.6 x 30	64/ATB	+ X			
70184608103	230	230 x 2.8/1.8 x 30	48/ATB	+ X			
70184608104	230	230 x 2.8/1.8 x 30	64/ATB	+ X			

## KEY

—	Δ	○	+		X	++
Ripping	Fast Cut	Curved Cut	Clean Cut	Straight Cut	Cross Cutting	Extra Clean Cut

# CIRCULAR & TABLE SAW



REFERENCE NUMBER	DIAMETER (MM)	DIAMETER X TOOTH DIA X BORE (MM)	TOOTH N° /TOOTH SHAPE	WOOD & COMPOSITES	MULTI-MATERIALS	VENEER & LAMINATE	ALUMINIUM
70184608105	235	235 x 2.8/1.8 x 30/16	48/ATB	+	X		
70184608106	235	235 x 2.8/1.8 x 30	64/ATB	+	X		
70184608107	235	235 x 2.8/1.8 x 30	80/ATB	+	X		
70184608108	240	240 x 3.0/2.0 x 30	48/ATB	+	X		
70184608109	250	250 x 3.2/2.2 x 30	48/ATB	+	X		
70184608110	250	250 x 3.2/2.2 x 30	60/ATB	+	X		
70184608111	250	250 x 3.2/2.2 x 30	96/ATB	+	X		
70184608112	255	255 x 3.2/2.2 x 30	40/ATB	+	X		
70184608113	255	255 x 3.2/2.2 x 30	40/ATB	+	X		
70184608117	260	260 x 3.2/2.2 x 30	40/ATB	+	X		
70184608118	260	260 x 3.2/2.2 x 30	60/ATB	+	X		
70184608119	280	280 x 3.2/2.2 x 30	48/ATB	+	X		
70184608120	280	280 x 3.2/2.2 x 30	60/ATB	+	X		
70184608121	300	300 x 3.2/2.2 x 30	48/ATB	+	X		
70184608122	300	300 x 3.2/2.2 x 30	60/ATB	+	X		
70184608123	305	305 x 3.2/2.2 x 30	48/ATB	+	X		
70184608125	305	305 x 3.2/2.2 x 30	96/ATB	+	X		
70184608124	305	305 x 3.2/2.2 x 30	60/ATB Neg	+	X		
70184608126	355	355 x 3.2/2.4 x 30	60/ATB	+	X		
70184608127	355	355 x 3.2/2.4 x 30	80/ATB	+	X		
70184608132	300	300 x 3.2/2.2 x 30	20/Demolition			Δ-	
70184608144	225	225 x 2.6/1.6 x 30	60/TCG			++	
70184608146	305	305 x 3.0/2.2 x 30	80/TCG			++	
70184608128	160	160 x 3.0/2.0 x 20	18/Demolition			Δ-	
70184608129	190	190 x 3.0/2.0 x 30	20/Demolition			Δ-	
70184608130	216	216 x 3.0/2.0 x 30	24/Demolition			Δ-	
70184608131	230	230 x 3.0/2.0 x 30	24/Demolition			Δ-	
70184608133	315	230 x 2.8/1.8 x 30	20/Demolition			Δ-	
70184608134	350	350 x 3.5/2.5 x 30	24/Demolition			Δ-	
70184608141	160	160 x 2.2/1.6 x 20	48/TCG			++	
70184608053	190	190 x 2.8/1.8 x 30	30/ATB	Δ-	X		

## KEY

—

Ripping

Δ

Fast Cut

○

Curved Cut

+

Clean Cut

I

Straight Cut

X

Cross Cutting

++

Extra Clean Cut

BLADES FOR

# WOOD & COMPOSITES

ONE RANGE TO FIT ALL WOOD REQUIREMENTS



For professional woodworkers, Norton Clipper offers a comprehensive range of wood and composite blades. This collection caters to both hard and softwoods, wooden panels, OSB, MDF, and HDF, providing blades renowned for their strength, accuracy, and longevity.

## CORE BITS



Perfectly round holes every time; the Norton Clipper Hole Saw is a 'cut' above the rest in wood and composites.



Diameters available	Application	Pack Quantity	Item No.	EAN
TCT: 22 / 25 / 32 / 35 / 40 / 44 / 51 / 60 / 65 / 68 / 76 / 102	Softwood & composites	12 + 2 Arbors	70184608385	5450248772200

\*1PC ARBOR 9.5mm (3/8") hex shank with 1pc HSS pilot drill + 1PC ARBOR 11mm (7/16") hew shank with 1pc HSS pilot drill





## JIGSAWS



Whatever the application, Norton Clipper have a jigsaw blade for it. This range always delivers fast, clean cutting performance for a variety of different natural and man-made wood materials.

Max Material Height (mm)	Working Length (mm)	Overall Length (mm)	Cut (fine, fast, straight, curved)	Teeth Material	TPI	Pack Quantity	Product Name	Item No.	EAN
Thick construction timber, softwood(5-65mm), chipboards, wood core plywood, fibre boards	110	132	Fast & straight cut	HCS	6T	3	T 344 D	70184608367	5450248772026
Softwood (2-65mm), chipboards, wood core plywood, fibre boards	90	116	Clean & straight cut	HCS	8/12T	3	T 234 X	70184608368	5450248772033
Softwood, chipboards, wood core plywood, fibre boards (10-65 mm)	90	116	Clean, straight & curved cut	HCS	8T	3	T 301 CD	70184608369	5450248772040
Laminated panels, plastic and fibre boards (5-50mm)	91	117	Extra clean & straight cut	BIM	10T	3	T 308 BF	70184608370	5450248772057
Softwood, chipboard, wood core plywood, fibre boards (3-30 mm), plastics/epoxy (diameter <30 mm)	76	100	Clean & straight cut	HCS	10T	3	T 101 B	70184608371	5450248772064
Softwood, chipboards, wood core plywood, fibre boards (5-50 mm), doors, kitchen worktops (<50 mm)	76	100	Fast & straight cut	HCS	6T	3	T 144 DP	70184608372	5450248772071
Softwood, plywood, laminated panels (1.5-15 mm), especially for curve cuts	50 76		Clean curved cut	HCS	20T	3	T 101 AO	70184608373	5450248772088
Softwood, chipboard, wood core plywood, fibre boards (3-30 mm), laminated panels	76	100	Extra clean & straight cut	HCS	10T	3	T 101 BR	70184608374	5450248772095
Softwood (5-50 mm), chipboards, wood core plywood, fibre boards, especially for curve cuts	76	100	Fast & curved cut	HCS	6T	3	T 244 D	70184608375	5450248772101
Softwood (2-15 mm), plywood, chipboard, wood core plywood, fibre boards, especially for curve cuts	50	76	Fast & curved cut	HCS	12T	3	T 119 BO	70184608376	5450248772118
Laminated panels, plastic and fibre boards (5-50mm)		100	Extra clean & straight cut	BIM	12T	3	T 308 BFP	70184608377	5450248772125
Softwood (2-15 mm), plywood, chipboards, wood core plywood, fibre boards	50	76	Fast & straight cut	HCS	12T	3	T 119 B	70184608378	5450248772132
5 - 50 3 - 30 1,5 - 15	76	100	Fast cut / Clean cut / Nor- mal cut	T144DP:HCS T144D:HCS T101B:HCS T244D:HCS T101AO:HCS	T144DP:6T T144D:6T T101B:10T T244D:6T T101AO:20T	10		70184608383	5450248772187

## RECIPROCATING SAW BLADES



All Norton Clipper reciprocating saw blades for wood and composites offer the user outstanding performance whether it be fast and straight or clean, curved cutting.

Max Material Height (mm)	Working Length (mm)	Overall Length (mm)	Cut Type	Teeth Material	TPI	Pack Quantity	Product Name	Item No.	EAN
Fuel wood, damp wood (dia. 15-190mm)	220	240	Fast cut	HCS	3T	2	S 1542 K	70184608360	5450248771951
Coarse, fast cuts in wood (tree cutting and pruning)	220	240	Fast cut	HCS	5T	2	S 1131 L	70184608361	5450248771968
Timber 6 - 150 mm Plastic 6-150 Wooden panels <175mm	180	200	Clean cut	HCS	6-10T	2	S 2345 X	70184608362	5450248771975
Construction timber (6-100mm), wooden panels (<75mm), boards; chip, MDF (6-60mm), plywood, plastic (6-100mm). *Especially for plunge cuts	132	152	Curved & clean cut	HCS	6T	2	S 644 D	70184608363	5450248771982



## CIRCULAR SAW / TABLE SAW

This range of circular and table saw blades is optimised for **ripping** and **fast cutting** of all kinds of wood and composite materials. They have less teeth than the finishing blades. The larger diameter blades have an anti-kickback design to ensure the highest safety for the user. These blades can also be professionally resharpened to extend their life.



Blade Diameter (mm)	Thickness (mm)	Bore (mm)	No' of Teeth	Teeth Design	RPM	Product Name	Item No.	EAN
100	2.6 / 1.6	20	24T	ATB	15300	WR.100.20.Z24.1	70184608030	5450248769262
120	1.8 / 1.2	20	24T	ATB	12800	WR.120.20.Z24.1	70184608032	5450248769279
125	2.6 / 1.6	20	24T	ATB	12000	WR.125.20.Z24.1	70184608033	5450248769286
130	2.6 / 1.6	20/16	24T	ATB	11800	WR.130.20.Z24.1	70184608034	5450248769293
150	2.6 / 1.6	30/20	24T	ATB	10000	WR.150.30.Z24.1	70184608035	5450248769309
150	2.8 / 1.8	20	24T	ATB	10000	WR.150.20.Z24.1	70184608036	5450248769316
150	3.6 / 2.6	30	24T	ATB	10000	WR.150.30.Z24.2	70184608037	5450248769323
160	2.6 / 1.6	16	24T	ATB	9500	WR.160.16.Z24.1	70184608039	5450248769347
160	2.6 / 1.6	20	16T	ATB	9500	WR.160.20.Z16.1	70184608038	5450248769330
160	1.8 / 1.2	20	24T	ATB	9500	WR.160.20.Z24.1	70184608040	5450248769354
160	2.6 / 1.6	20	24T	ATB	9500	WR.160.20.Z24.2	70184608042	5450248769378
160	2.8 / 1.8	20	24T	ATB	9500	WR.160.20.Z24.3	70184608044	5450248769392
160	2.2 / 1.6	30/20	24T	ATB	9500	WR.160.30.Z24.1	70184608041	5450248769361
160	2.6 / 1.6	30/20	24T	ATB	9500	WR.160.30.Z24.2	70184608043	5450248769385
165	1.8 / 1.2	20	24T	ATB	9500	WR.165.20.Z24.1	70184608045	5450248769408
165	2.6 / 1.6	20	24T	ATB	9500	WR.165.20.Z24.2	70184608046	5450248769415
170	2.6 / 1.6	30/20/16	24T	ATB	9000	WR.170.30.Z24.1	70184608047	5450248769422
170	2.8 / 1.8	30	24T	ATB	9000	WR.170.30.Z24.2	70184608048	5450248769439
180	2.8 / 1.8	30/20/16	24T	ATB	8500	WR.180.30.Z24.1	70184608049	5450248769446
180	2.8 / 1.8	30	30T	ATB	8500	WR.180.30.Z30.1	70184608050	5450248769453
185	1.8/1.2	30/20/16	24T	ATB	8500	WR.185.30.Z24.1	70184608051	5450248769460
190	2.8 / 1.8	30/20/16	24T	ATB	8000	WR.190.30.Z24.1	70184608052	5450248769477
190	2.8 / 1.8	30	30T	ATB	8000	WR.190.30.Z30.1	70184608053	5450248769484
210	2.8 / 1.8	30	24T	ATB	7200	WR.210.30.Z24.1	70184608054	5450248769491
210	2.8 / 1.8	30	36T	ATB	7200	WR.210.30.Z36.1	70184608055	5450248769507
220	2.8 / 1.8	30	24T	ATB	7000	WR.220.30.Z24.1	70184608058	5450248769538
225	2.6 / 1.6	30	32T	ATB	6500	WR.225.30.Z32.1	70184608059	5450248769545
230	2.8 / 1.8	30	24T	ATB	6500	WR.230.30.Z24.1	70184608060	5450248769552
230	2.8 / 1.8	30	36T	ATB	6500	WR.230.30.Z36.1	70184608061	5450248769569
235	2.8 / 1.8	30/16	24T	ATB	6500	WR.235.30.Z24.1	70184608062	5450248769576
235	2.8 / 1.8	30	36T	ATB	6500	WR.235.30.Z36.1	70184608063	5450248769583
240	3.0 / 2.0	30	24T	ATB	6300	WR.240.30.Z24.1	70184608064	5450248769590
250	3.2 / 2.2	30	36T	ATB	6000	WR.250.30.Z36.1	70184608066	5450248769613
260	3.2 / 2.2	30	24T	ATB	5800	WR.260.30.Z24.1	70184608069	5450248769644
280	3.2 / 2.2	30	24T	ATB	5400	WR.280.30.Z24.1	70184608070	5450248769651
305	3.2 / 2.2	30	24T	ATB	5000	WR.305.30.Z24.1	70184608071	5450248769668
315	3.2 / 2.2	30	24T	ATB	4800	WR.315.30.Z24.1	70184608073	5450248769682
330	3.2 / 2.2	30	40T	ATB	4600	WR.330.30.Z40.1	70184608074	5450248769699
355	3.2 / 2.4	30	24T	ATB	4300	WR.355.30.Z24.1	70184608075	5450248769705
355	3.2 / 2.4	30	40T	ATB	4300	WR.355.30.Z40.1	70184608076	5450248769712
400 <b>NEW</b>	3.5 / 2.5	30	28T	ATB	3800	WR.400.30.Z28.1	70184632528	5450248820291
400	4.0 / 3.8	30	36T	ATB	3800	WR.400.30.Z36.1	70184631829	5450248806493
450 <b>NEW</b>	3.8 / 2.8	30	32T	ATB	3400	WR.450.30.Z32.1	70184632529	5450248820307
450	4.4 / 3.0	30	36T	ATB	3400	WR.450.30.Z36.1	70184631830	5450248806509



## CIRCULAR SAW / TABLE SAW

This range of circular and table saw blades is optimised for cross-cutting and finishing all kinds of wood and composite materials. They have more teeth than the ripping blades and offer the best quality of cut. These blades can also be professionally resharpened to extend their life.



Blade Diameter (mm)	Thickness (mm)	Bore (mm)	No' of Teeth	Teeth Design	RPM	Product Name	Item No.	EAN
125	2.6 / 1.6	20	36T	ATB	12000	WF.125.20.Z36.1	70184608081	5450248768791
130	2.6 / 1.6	20	36T	ATB	11800	WF.130.20.Z36.1	70184608082	5450248768807
150	2.6 / 1.6	30/20	48T	ATB	10000	WF.150.30.Z48.1	70184608083	5450248768814
160	2.6 / 1.6	20	40T	ATB	9500	WF.160.20.Z40.1	70184608084	5450248768821
160	1.8 / 1.2	20	48T	ATB	9500	WF.160.20.Z48.1	70184608086	5450248768845
160	2.6 / 1.6	20	48T	ATB	9500	WF.160.20.Z48.2	70184608087	5450248768852
160	2.2 / 1.6	20	60T	ATB	9500	WF.160.20.Z60.1	70184608089	5450248768876
160	2.6 / 1.6	30/16	48T	ATB	9500	WF.160.30.Z48.1	70184608085	5450248768838
165	2.6 / 1.6	20	48T	ATB	9500	WF.165.20.Z48.1	70184608090	5450248768883
165	2.6 / 1.6	20	64T	ATB	9500	WF.165.20.Z64.1	70184608091	5450248768890
170	2.6 / 1.6	30/16	48T	ATB	9000	WF.170.30.Z48.1	70184608092	5450248768906
180	2.8 / 1.8	30/20/16	48T	ATB	8500	WF.180.30.Z48.1	70184608093	5450248768913
190	2.8 / 1.8	30	40T	ATB	8000	WF.190.30.Z40.1	70184608094	5450248768920
190	2.8 / 1.8	30/20/16	48T	ATB	8000	WF.190.30.Z48.1	70184608095	5450248768937
210	2.8 / 1.8	30	48T	ATB	7200	WF.210.30.Z48.1	70184608097	5450248768951
210	2.8 / 1.8	30	64T	ATB	7200	WF.210.30.Z64.1	70184608098	5450248768968
220	2.8 / 1.8	30	48T	ATB	7000	WF.220.30.Z48.1	70184608100	5450248768982
225	2.8 / 1.8	30	48T	ATB	6500	WF.225.30.Z48.1	70184608101	5450248768999
225	2.6 / 1.6	30	64T	ATB	6500	WF.225.30.Z64.1	70184608102	5450248769002
230	2.8 / 1.8	30	48T	ATB	6500	WF.230.30.Z48.1	70184608103	5450248769019
230	2.8 / 1.8	30	64T	ATB	6500	WF.230.30.Z64.1	70184608104	5450248769026
235	2.8 / 1.8	30/16	48T	ATB	6500	WF.235.30.Z48.1	70184608105	5450248769033
235	2.8 / 1.8	30	64T	ATB	6500	WF.235.30.Z64.1	70184608106	5450248769040
235	2.8 / 1.8	30	96T	ATB	6500	WF.235.30.Z96.1	70184608107	5450248769057
240	3.0 / 2.0	30	48T	ATB	6300	WF.240.30.Z48.1	70184608108	5450248769064
250	3.2 / 2.2	30	48T	ATB	6000	WF.250.30.Z48.1	70184608109	5450248769071
250	3.2 / 2.2	30	60T	ATB	6000	WF.250.30.Z60.1	70184608110	5450248769088
250	3.2 / 2.2	30	96T	ATB	6000	WF.250.30.Z96.1	70184608111	5450248769095
255	3.2 / 2.2	30	40T	ATB	6000	WF.255.30.Z40.1	70184608112	5450248769101
255	3.2 / 2.2	30	60T	ATB	6000	WF.255.30.Z60.1	70184608113	5450248769118
260	3.2 / 2.2	30	40T	ATB	5800	WF.260.30.Z40.1	70184608117	5450248769156
260	3.2 / 2.2	30	60T	ATB	5800	WF.260.30.Z60.2	70184608118	5450248769163
280	3.2 / 2.2	30	48T	ATB	5400	WF.280.30.Z48.1	70184608119	5450248769170
280	3.2 / 2.2	30	60T	ATB	5400	WF.280.30.Z60.1	70184608120	5450248769187
300	3.2 / 2.2	30	48T	ATB	5000	WF.300.30.Z48.1	70184608121	5450248769194
300	3.2 / 2.2	30	60T	ATB	5000	WF.300.30.Z60.1	70184608122	5450248769200
305	3.2 / 2.2	30	48T	ATB	5000	WF.305.30.Z48.1	70184608123	5450248769217
305	3.2 / 2.2	30	96T	ATB	5000	WF.305.30.Z96.1	70184608125	5450248769231
355	3.2 / 2.4	30	60T	ATB	4300	WF.355.30.Z60.1	70184608126	5450248769248
355	3.2 / 2.4	30	80T	ATB	4300	WF.355.30.Z80.1	70184608127	5450248769255



## MITRE SAW

This durable range of mitre saw blades cut through wood and composite materials effortlessly, providing high levels of precision.



	Product Name	Blade Diameter (mm)	Bore (mm)	No' of Teeth	Thickness (mm)	Teeth Design	RPM	Item No.	EAN
RIPPING	WR.216.30.Z24.1	216	30	24T	2.8 / 1.8	ATB Neg	7000	70184608056	5450248769514
	WR.216.30.Z36.1	216	30	36T	2.3 / 1.8	ATB Neg	7000	70184608057	5450248769521
	WR.250.30.Z24.1	250	30	24T	3.2 / 2.2	ATB Neg	6000	70184608065	5450248769606
	WR.255.30.Z24.1	255	30	24T	3.2 / 2.2	ATB Neg	6000	70184608067	5450248769620
	WR.255.30.Z24.2	255	30/16	24T	2.6 / 1.8	ATB Neg	6000	70184608068	5450248769637
	WR.305.30.Z36.1	305	30	36T	3.2 / 2.2	ATB Neg	5000	70184608072	5450248769675
FINISHING	WF.160.20.Z48.3	160	20	48T	2.6 / 1.6	ATB Neg	9500	70184608088	5450248768869
	WF.190.30.Z48.2	190	30	48T	2.8 / 1.8	ATB Neg	8000	70184608096	5450248768944
	WF.216.30.Z40.1	216	30	40T	2.8 / 1.8	ATB Neg	7000	70184608498	5450248774792
	WF.216.30.Z48.1	216	30	48T	2.8 / 1.8	ATB Neg	7000	70184608099	5450248768975
	WF.254.30.Z48.1	254	30	48T	2.8 / 1.8	ATB Neg	6000	70184608499	5450248774808
	WF.255.30.Z60.2	255	30	60T	3.2 / 2.2	ATB Neg	6000	70184608114	5450248769125
	WF.260.30.Z48.1	260	30	48T	2.6 / 1.8	ATB Neg	5800	70184608115	5450248769132
	WF.260.30.Z60.1	260	30	60T	2.6 / 1.8	ATB Neg	5800	70184608116	5450248769149
	WF.305.30.Z60.1	305	30	60T	3.2 / 2.2	ATB Neg	5000	70184608124	5450248769224

## REDUCTION RINGS

Bore sizes (mm)	Description	Item No.
20 to 16	BAGUE/REDUCTION 20X16X2	510004702
30 to 16	BAGUE/REDUCTION 30X16X1.6	510006938
30 to 20	BAGUE/REDUCTION 30X20X1.4	510007983
30 to 25.4	BAGUE/REDUCTION 30X25.4X1.8	510003057
	BAGUE/REDUCTION 30X25.4X2.2	510007566

## CORE PLANER BLADE BITS

Made with a high quality brazed carbide insert, these planer blades always deliver excellent cutting performance and the reversibility of the blade adds to its durability.



Application	Length	Cut Type	Pack Quantity	Teeth Material	Item No.	EAN
Natural wood	82mm	Extra clean cut	2	TCT	70184608384	5450248772194

BLADES FOR

# MULTI-MATERIAL

RELIABLE RESULTS NO MATTER THE MATERIAL

Specialised teeth and anti-recoil support allows the multi-material range of blades to cut through a vast array of material types with ease. Concerns about damaging the blade between processes are a thing of the past, as this range has been designed with cutting construction timbers, pallets, nails and non-ferrous metals in mind.

## ANGLE GRINDER BLADE

Fast cutting angle grinder blades with electroplated carbide teeth, a great choice for all types of wood (with or without nails), plastic, PVC, and plaster.



Diameter (mm)	Bore (mm)	Application	Cut Type	Teeth Material	Pack Quantity	Item No.	EAN
76	10	Wood, plastic, PVC, plaster, wood with nails	Fast cut	Electroplated carbide	1	70184608308	5450248771098
115	22.23	Wood, plastic, PVC, plaster, wood with nails	Fast cut	Electroplated carbide	1	70184608924	5450248783602
115	22.23	Wood, plastic, PVC, plaster, wood with nails	Fast cut	Electroplated carbide	15 1xDisplay	70184631424 KIT	5450248798804
125	22.23	Wood, plastic, PVC, plaster, wood with nails	Fast cut	Electroplated carbide	1	70184608309	5450248771104
125	22.23	Wood, plastic, PVC, plaster, wood with nails	Fast cut	Electroplated carbide	15 1xDisplay	70184608723 KIT	5450248779995

## CONVEX TUNGSTEN CARBIDE SANDING CUP

- For re-surfacing and sanding soft materials
- Re-surfacing sanding, deburring of soft materials such as wood (sculpture), plastic, fiberglass, soft stone, epoxy painting, plaster

- High grit density
- Two grits : fine and medium for Ø125 angle grinder
- Excellent wear resistance, perfect finishing



### CLIPPER TCT CUP WOOD GRIT 23

Art.Nr.	70184609693
EAN 13 code	5450248791997
Application	Wood
Diameter (mm)	125
Bore (mm)	Ø 22.23
Grit	23
Teeth materials	Electroplated carbide
Pack quantity	1



### CLIPPER TCT CUP WOOD GRIT 36

Art.Nr.	70184609694
EAN 13 code	5450248792000
Application	Wood
Diameter (mm)	125
Bore (mm)	Ø 22.23
Grit	36
Teeth materials	Electroplated carbide
Pack quantity	1



## CORE BITS



Norton Clipper hole saws/drill corebits work perfectly with aluminium, wood, plaster, copper, and brass materials



Diameters Available	Application	Pack Quantity	Item No.	EAN
BIM: 22 / 25 / 32 / 35 / 40 / 44 / 51 / 60 / 65 / 68 / 76 / 102	Multi-materials	12 + 2 Arbors	70184608386	5450248772217

\*1PC ARBOR 9.5mm (3/8") hex shank with 1pc HSS pilot drill + 1PC ARBOR 11mm (7/16") hew shank with 1pc HSS pilot drill

## RECIPROCATING SAW BLADES



Multi-material reciprocating saw blades offer the user super-fast cutting performance and are available in three different material types – TCT, BIM and BIM+. With this versatile range, you can cut an array of materials ranging from small bricks to reinforced plastic and pallets.

Max Material Height (mm)	Working Length (mm)	Overall Length (mm)	Cut Type	Teeth Material	TPI	Pack Quantity	Product Name	Item No.	EAN
For small bricks up to a material thickness of 150mm (poroton, fibre cement, porous concrete, red brick)	220	240	Fast cut	Carbide	2T	2	S1543HM	70184608354	5450248771890
For medium-sized bricks up to a material thickness of 215mm (poroton, fibre cement, porous concrete, red brick)	260	304	Fast cut	Carbide	2T	1	S 1243 HM	70184608355	5450248771906
For large bricks up to a material thickness of 365mm (poroton, fibre cement, porous concrete, red brick)	415	455	Fast cut	Carbide	2T	1	S 2243 HM	70184608356	5450248771913
Pallet / metal sheet 5 - 175mm aluminium profiles 3 - 12mm	208	228	Straight & fast cut	BIM	10T	2	S 1122 HF	70184608357	5450248771920
Wood with nails, metal, chipboard (10 - 250mm), aerated concrete (10 - 250mm), plastics, glass fibre, reinforced plastics and profiles (5 - 60mm)	280	300	Curved + fast cut	BIM	6T	2	S 1411 DF	70184608358	5450248771937
Pallet 10 - 100mm Plastic 8 - 50mm	208	228	Fast cut	BIM	6T	2	S 1111 DF	70184608359	5450248771944
Wood with nails, metal (5 - 100mm), sheet metal, pipes, aluminium profiles (3 - 12mm), and pallets	132	152	Fast cut	BIM	10T	2	S 922 HF	70184608364	5450248771999
Milled wood with nails, metal, wood, chipboard (<100mm), glass fibre, reinforced plastic, epoxy (<100mm), wall cut-outs - wood and metal (<100mm)	132	152	Fast cut	BIM CO8%	5-8T	2	S610VF	70184608365	5450248772002
Wood with nails and metal, wood, chipboard (<250mm), glass fibre reinforced plastic, epoxy (<250mm), wall cut-outs - wood and metal (<250mm), and rescue and demolition work	280	300	Fast cut	BIM CO8%	5-8T	2	S1210VF	70184608366	5450248772019





## DEMOLITION CIRCULAR SAWS

This robust range of demolition circular saws is designed to power through a wide variety of different materials. These blades can also be professionally resharpened to extend their life.



Blade Diameter (mm)	Thickness (mm)	Bore (mm)	No' of Teeth	Teeth Design	RPM	Product Name	Item No.	EAN
160	3,0 / 2,0	20	18T	Demolition	9500	MM.160.20.Z18.1	70184608128	5450248769736
190	3,0 / 2,0	30	20T	Demolition	8000	MM.190.30.Z20.1	70184608129	5450248769743
216	3,0 / 2,0	30	24T	Demolition	7000	MM.216.30.Z24.1	70184608130	5450248769750
230	3,0 / 2,0	30	24T	Demolition	6500	MM.230.30.Z24.1	70184608131	5450248769767

## DEMOLITION TABLE SAW

Demolition table saw blades that make light work of various materials including pallets and construction timbers.



Blade Diameter (mm)	Thickness (mm)	Bore (mm)	No' of Teeth	Teeth Design	RPM	Product Name	Item No.	EAN
300	3.2 / 2.2	30	20T	Demolition	5000	MM.300.30.Z20.1	70184608132	5450248769774
315	3.2 / 2.2	30	20T	Demolition	4800	MM.315.30.Z20.1	70184608133	5450248769781
350	3.5 / 2.5	30	24T	Demolition	4300	MM.350.30.Z24.1	70184608134	5450248769798

## REDUCTION RINGS

Bore sizes (mm)	Description	Item No.
20 to 16	BAGUE/REDUCTION 20 x 16 x 2	510004702
30 to 16	BAGUE/REDUCTION 30 x 16 x 1.6	510006938
30 to 20	BAGUE/REDUCTION 30 x 20 x 1.4	510007983
30 to 25.4	BAGUE/REDUCTION 30 x 25.4 x 1.8	510003057
	BAGUE/REDUCTION 30 x 25.4 x 2.2	510007566

BLADES FOR

# VENEER & LAMINATES

ACHIEVE A CHIP-FREE CLEAN CUT ON ALL LAMINATE AND VENEERED SURFACES

Norton Clipper's high-quality carbide blades, known for their exceptional sharpness, provide unmatched durability and performance, resulting in impeccably finished edges. Whether your task involves cutting melamine-faced boards, plywood, laminated panels, or HPL sheets, we offer a professional blade tailored to your needs.

## CIRCULAR SAW / TABLE SAW

The Triple Chip Grind (TCG) teeth on these circular saw blades make them the ideal choice for cutting veneer and laminate quickly and cleanly. These blades can also be professionally resharpened to extend their life.



Blade Diameter (mm)	Thickness (mm)	Bore (mm)	No' of Teeth	Teeth Design	RPM	Product Name	Item No.	EAN
160	2.2 / 1.6	20	48T	TCG	9500	LA.160.20.Z48.1	70184608141	5450248769866
216	2.6 / 1.8	30	60T	TCG	7000	LA.216.30.Z60.1	70184608142	5450248769873
216	2.3 / 1.8	30	60T	TCG	7000	LA.216.30.Z60.2	70184608143	5450248769880
225	2.6 / 1.6	30	60T	TCG	6500	LA.225.30.Z60.1	70184608144	5450248769897
250	2.8 / 2	30	60T	TCG	6000	LA.250.30.Z60.1	70184608145	5450248769903
305	3.0 / 2.2	30	80T	TCG	5000	LA.305.30.Z80.1	70184608146	5450248769910



## BLADES FOR VENEER & LAMINATES



### JIGSAWS

The perfect jigsaw blade for cutting laminates and veneer with its sharp, straight, burr-free cutting performance with teeth sharpened to precision.

Max Material Height (mm)	Working Length (mm)	Overall Length (mm)	Cut (fine, fast, straight, curved)	TPI	Pack Quantity	Teeth Material	Product Name	Item No.	EAN
Laminates and laminated panels 1.5 - 15mm	56	82	Extra clean & straight cut	14T	3	BIM	T 101 BIF	70184608379	5450248772149

### REDUCTION RINGS

Bore Sizes (mm)	Description	Item No.
20 to 16	BAGUE/REDUCTION 20x16x2	510004702
30 to 16	BAGUE/REDUCTION 30x16x1.6	510006938
30 to 20	BAGUE/REDUCTION 30x20x1.4	510007983
30 to 25.4	BAGUE/REDUCTION 30x25.4x1.8	510003057
	BAGUE/REDUCTION 30x25.4x2.2	510007566



BLADES FOR

# ALUMINIUM

OUTSTANDING STRENGTH AND DURABILITY  
TO SLICE THROUGH ALUMINIUM

Introducing Norton Clipper's specialised blade selection designed for cutting aluminum, brass, and copper materials. These blades feature a high-strength grade of carbide, ensuring extreme durability, while their negative hook angle sustains powerful and consistent cutting performance, time after time.

## JIGSAWS

Jigsaw blades for cutting aluminium.  
A combination of corrugated and milled teeth and hardened steel blade make these blades perfect for clean, precise cutting.



Product Name	Max Material Height (mm)	Working Length (mm)	Overall Length (mm)	Cut Type	TPI	Pack Quantity	Teeth Material	Item No.	EAN
T 218 A	Thin sheet metals (1-3 mm), especially for curve cuts	50	76	Clean & curved cuts	21T	3	HSS	70184608380	5450248772156
T 118 B	Medium-thick sheet metals (2.5-6 mm)	50	76	Clean & straight cuts	12T	3	HSS	70184608381	5450248772163
T 127 D	Thin to thick sheet metals (3-15 mm), pipes and profiles, (diameter <30 mm)	76	100	Fast, clean & straight cut	8T	3	HSS	70184608382	5450248772170



## MITRE SAW / TABLE SAW

High-quality mitre saw blades with TCG negative angled teeth specifically designed for cutting aluminium.



Blade Diameter (mm)	Thickness (mm)	Bore (mm)	No' of Teeth	Teeth Design	RPM	Product Name	Item No.	EAN
190	2.6 / 1.8	30	60T	TCG Neg	5000	AL.190.30.Z60.1	70184608135	5450248769804
216	2.6 / 1.8	30	80T	TCG Neg	4400	AL.216.30.Z80.1	70184608136	5450248769811
240	2.8 / 2.0	30	80T	TCG Neg	4000	AL.230.30.Z80.1	70184608137	5450248769828
250	2.8 / 2.0	30	80T	TCG Neg	3800	AL.250.30.Z80.1	70184608138	5450248769835
255	3.0 / 2.2	30	80T	TCG Neg	3800	AL.255.30.Z80.1	70184608139	5450248769842
305	3.0 / 2.2	30	96T	TCG Neg	3000	AL.305.30.Z96.1	70184608140	5450248769859

## REDUCTION RINGS

Bore Sizes (mm)	Description	Item No.
20 to 16	BAGUE/REDUCTION 20x16x2	510004702
30 to 16	BAGUE/REDUCTION 30x16x1.6	510006938
30 to 20	BAGUE/REDUCTION 30x20x1.4	510007983
30 to 25.4	BAGUE/REDUCTION 30x25.4x1.8	510003057
	BAGUE/REDUCTION 30x25.4x2.2	510007566

# UNDERSTANDING OUR PICTOS

All our products feature key pictograms on the product to ensure that, even when the packaging is gone and these products are a firm favourite in your tool store, you can still be sure when to use each item.

## MACHINES:



Mitre Saw



Circular Saw



Table Saw



Reciprocating



Jigsaw



Planer

## TEETH DESIGN (CIRCULAR, TABLE AND MITRE SAWS)



## TOOTH MATERIALS (JIGSAW/RECIPROCATING SAW)



## CUT TYPES (JIGSAW/ RECIPROCATING SAWS)






# UNDERSTANDING OUR PRODUCT

## MITRE SAW, CIRCULAR SAW AND TABLE SAW

### FRONT OF PACK



- 1 Material images
- 2 Material family
- 3 Product specification & machine compatibility
- 4 Product window

### BACK OF PACK




- 5 Other products in the range
- 6 Safety information
- 7 Recycling information
- 8 Head office & web address

### FRONT OF BLADE




- 1 Material application
- 2 Stage of application
- 3 Dimensions/RPM
- 4 Product specification
- 5 Safety pictos
- 6 Suitable materials
- 7 Article number
- 8 Machine usage
- 9 Directional arrow

### BACK OF BLADE

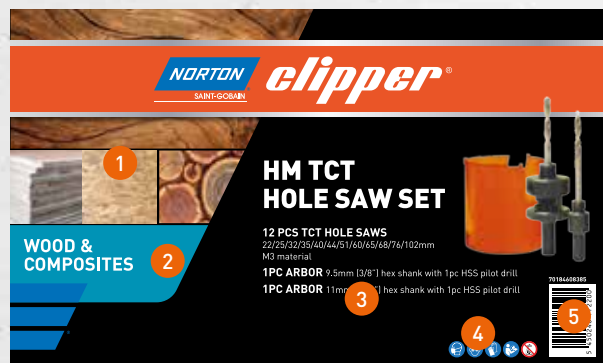


- 1 Application
- 2 EN Normn
- 3 Product specification
- 4 Resharpener data
- 5 Suitable materials
- 6 Article number
- 7 Machine usage
- 8 Directional arrow

## RECIPROCATING SAW/JIGSAW



## HOLE SAWS



## ANGLE GRINDER



- 1 Material images
- 2 Material family
- 3 Product specification & machine compatibility
- 4 Safety & recycling information
- 5 Head office & web address
- 6 Article number

## PLANER BLADE

FRONT OF PACK



BACK OF PACK



- 1 Material images
- 2 Material family
- 3 Product specification & machine compatibility
- 4 Product window
- 5 Safety information
- 6 Recycling information
- 7 Head office & web address
- 8 Article number



# NOTES



# AT A GLANCE PACKAGING DESIGN


Norton Clipper has put in significant effort to make blade selection straightforward. Through the use of application-specific colour codes, material images, and informative pictograms, identifying the ideal blade for your task has never been more convenient.

Our packaging is designed to be transparent, concise, and instantly recognisable, enabling end-users to swiftly and effortlessly pinpoint the perfect product for their requirements.




## Multi-materials

Poroton, honeycomb bricks, and aerated concrete




Hardwood aluminium and metal




## Wood & Composites


Softwood and building wood



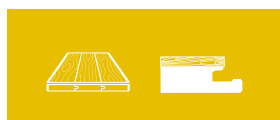

Hardwood and branches



Metal, wood with nails and plastics etc.




Veneer & Laminates




Aluminium



Aluminium and ferrous metal




Aluminium




Natural wood




Thick and thin wood



Softwood and composites



Hardwood and composites





# OUR 4-STEP GUIDE TO CHOOSING THE RIGHT BLADE

## 1. Identify the material being cut?

From this you will know which of the colour coded catalogue sections contains your ideal product

**Example: Natural Wood**

WOOD &  
COMPOSITES

MULTI-MATERIALS

VENEERS &  
LAMINATES

ALUMINIUM

## 2. Which machine will the product be fitted to?

All our product information is grouped together by machine type

**Example: Circular Saw**

### CIRCULAR SAW / TABLE SAW

Reliable and hard wearing, this range of circular saw blades is optimised for all kinds of hardwood, softwood and composite materials. These blades can also be professionally resharpened to extend their life.

## 3. Which size product is required?

Every product line is listed alongside key specification data

**Example: 165mm diameter with 20mm bore**

Item No.	Blade Diameter (mm)	Thickness (mm)	Bore (mm)	No' of teeth	Teeth Design	RPM
WF.160.20.Z60.1	160	2.2 / 1.6	20	60T	ATB	9500
WF.165.20.Z48.1	165	2.6 / 1.6	20	48T	ATB	9500
WF.165.20.Z64.1	165	2.6 / 1.6	20	64T	ATB	9500

## 4. Which type of cut do you need to achieve?

A variety of cut types are available such as ripping and finishing.

**Example: Finishing**

Item No.	Blade Diameter (mm)	Thickness (mm)	Bore (mm)	No' of teeth	Teeth Design	RPM
WF.165.20.Z48.1	165	2.6 / 1.6	20	48T	ATB	9500
WF.165.20.Z64.1	165	2.6 / 1.6	20	64T	ATB	9500



### WF.165.20.Z48.1

**WF** - Wood Finishing\*  
**165** - Diameter  
**20** - 20mm bore  
**Z48** - 48 teeth  
**1** - Range count

### \*Material Abbreviations

**WR** - Wood Ripping  
**WF** - Wood Finishing  
**MM** - Multi Materials  
**AL** - Aluminium  
**LA** - Laminates

**NORTON**

SAINT-GOBAIN

**clipper**

# TILE SAWS

Norton Clipper tile saws are designed for a wide variety of ceramic tiles.  
For the best results, combine them with a Norton Clipper diamond blade.



## MANUAL TILE CUTTERS



640mm  
MAX CUT LENGTH



CTM 640



935mm  
MAX CUT LENGTH



CTM 935



1200mm  
MAX CUT LENGTH



CTM 1200

## TILE TABLE SAW



Ø180  
mm

TT180 BM



550w



Ø200  
mm

TT200 EM



800w



Ø250  
mm

TT251



1000w



## TILE RAIL SAW



650mm  
MAX CUT LENGTH



TR202



900w



860mm  
MAX CUT LENGTH



TR232 S



1100w



1200mm  
MAX CUT LENGTH



TR232 L



1100w



1200mm  
MAX CUT LENGTH



TR252



1500w




# CTM

## CTM 640 & CTM935

- Precise 38 x 8mm monorail guide
- Adjustable 0-45° angle stop
- Specially designed for straight and diagonal cutting
- Features a tungsten carbide cutting wheel that is ideal for porcelain and stoneware
- Lateral extension arms for large format spring steel plates
- Recesses in the base plate make the cutter lightweight

## CTM 1200

- Robust and precise guide rail 15 x 40 mm
- Powder-coated, reinforced base plate
- Double crushing device for normal and diagonal cuts (0-45°)
- Featuring tungsten carbide wheels, ideal for cutting porcelain tiles and stoneware
- Spring-loaded support surface on both sides allowing better stability during use
- Lateral extension arms to accommodate large format panels
- Specially designed base plate for optimal weight distribution



### PRODUCT DATA

	CTM 640	CTM 935	CTM 1200
Item No	70184607906	70184607907	70184607908
EAN 13 Code	5450248765790	5450248765806	5450248765813
Max. cutting length (mm)	640	935	1200
Max. diagonal cut tile (mm)	450 x 450	660 x 660	840 x 840
Cutting thickness min - max(mm)	3 - 20	3 - 20	8 - 20
Weight (kg)	11.40	14.25	30.95

### ACCESSORIES INCLUDED / CONSUMABLE

	ITEM NO.	EAN 13 CODE
Scoring wheel CTM 640 - CTM 935 (ø18mm)	310534515	5450248770299
Scoring wheel CTM 1200 (ø22mm)	310534533	5450248770374



Scoring wheel



# ACCESSORIES OPTIONAL

DESCRIPTION	ITEM NO.	EAN 13 CODE	UTILIZATION
<b>GLUE AND JOINT PREPARATION</b>			
1 - Mixer 120 x 600mm M14	70184608773	5450248780571	Mixing rod, for mixing glue or adhesive mortar using an M14 connection mixer
<b>TILING</b>			
2 - 250 Clips 1.5mm for 3-12mm	70184608775	5450248780595	Self-leveling spacers, are used to adjust the distance between the tiles and to put the tiles perfectly level using self-leveling shims. For 1.5mm thick joints and 3-12mm thick tiles
3 - 250 Clips 1.5mm for 12-28mm	70184608778	5450248780625	Self-leveling braces, are used to adjust the distance between the tiles and to put the tiles perfectly level using self-leveling shims. For 1.5mm thick joints and 12-28mm thick tiles
4 - 100 Wedges 0-2mm	70184608774	5450248780588	Reusable self-leveling shims, used to level all tiles, thickness from 0-12mm
5 - Self-leveling basisset	70184608777	5450248780618	Self-leveling kit, consisting of all the accessories for installing tiles. In this kit you will find: 1 clamp, 100 self-leveling braces for 1.5mm thick joints for tiles from 3 to 12mm thick and 100 self-leveling wedges
<b>INSTALLATION OF TILING JOINT</b>			
6 - Tile layer's hawk 280 x 140mm black	70184608765	5450248780496	Foam grouting trowel, for filling tile joints, ideal for large surfaces, vertical work and wide joints
7 - Spreader, wooden handle 180mm	70184608770	5450248780540	Rubber squeegees are used for filling tile joints
8 - Spreader, wooden handle 300mm	70184608771	5450248780557	Rubber squeegees are used for filling tile joints
<b>JOINT AND TILE CLEANING</b>			
9 - Tile cleaner 280 x 140mm Hydro	70184608766	5450248780502	Foam float, used to clean the tiles and excess joint paste, ideal tool with the roller cleaning bucket
10 - Tile washing set 24ltrs + Rollers	70184608780	5450248780649	24ltrs rinsing tank, for cleaning tile joints on large surfaces, designed to drain the foam float






# TT180 BM

- Removable plastic water tray for easy cleaning after use.
- 0° to 45° tilting table helps the operator achieve the perfect mitre cut.
- The lightweight construction and hardwearing accompanying case, makes this tile saw protected, easy to move, handle and store.
- Ø 180mm Classic Ceramic supplied with every TT180 BM.



## PRODUCT DATA

Item No. (UK)  70184626958  
EAN 5450248371618



550W



230V

Supply voltage	230V 1~	Tilting table	0 - 45°
Power	550W (0.75 hp)	Max. cutting depth at 90° / at 45°	12mm / 8mm
Fuse/Generator	16A / 2 kVA	Max. cutting length	-
Blade x bore	Ø 180 x 25.4mm	Table size	395 x 385mm
Dimensions (L x W x H)	440 x 390 x 230mm	Tool speed RPM	2990min <sup>-1</sup>
Packaging size	480 x 460 x 240mm	Hand Arm Vibrations	< 2.5m/s <sup>2</sup>
Weight	14kg	Sound power / pressure level	80 dB (A) / 72 dB (A)

## PRODUCT FEATURES



EASY TRANSPORTATION



REMOVABLE PLASTIC WATER TRAY



LIGHT & COMPACT



SUITCASE

## DIAMOND BLADE WITH MACHINE FOR TT180 BM



Substrate / material	CERAMIC
Recommended product	CLASSIC CERAMIC
Blade x bore	180 x 25.4mm
Item No.	70184626828
Page reference	60

# TT200 EM

- 0° to 45° tilting table helps the operator achieve the perfect mitre cut.
- A powerful 800W motor and precise locking cutting guide, delivers a fast and accurate cut.
- Delivered in a strong plastic case to help protect, store and transport the machine.
- Ø 200mm Classic Ceramic Diamond Blade supplied with every TT200 EM.



## PRODUCT DATA

Item No. (UK) 70184626963  
EAN 5450248371663



Supply voltage	230V 1~
Power	800W (1.1 hp)
Fuse/Generator	16A / 2 kVA
Blade x bore	Ø 200 x 25.4mm
Dimensions (L x W x H)	510 x 400 x 230mm
Packaging size	560 x 500 x 270mm
Weight	12kg

Tilting table	0 - 45°
Max. cutting depth at 90° / at 45°	12mm / 8mm
Max. cutting length	-
Table size	460 x 360mm
Tool speed RPM	2950min <sup>-1</sup>
Hand Arm Vibrations	< 2.5m/s <sup>2</sup>
Sound power / pressure level	80 dB (A) / 72 dB (A)

## PRODUCT FEATURES



TRANSPORT HANDLE



TILTING TABLE (0° TO 45°)



LOCKING CUTTING GUIDE



SUITCASE

## DIAMOND BLADE WITH MACHINE FOR TT200 EM



Substrate / material	CERAMIC
Recommended product	CLASSIC CERAMIC
Blade x bore	200 x 25.4mm
Item No.	70184626829
Page reference	60



# TT251

- The 1000W motor delivers powerful performance.
- Stainless steel 0° to 45° tilting table is robust, hardwearing, and helps the operator achieve the perfect mitre cut every time.
- Removable water tank speeds up blade changes and makes cleaning up after use easy.
- Ø 250mm Classic Ceramic supplied with every TT251.



## PRODUCT DATA

Item No.	70184602663
EAN	5450248735717



1000W



110V

Supply Voltage	110V 1~	Tilting table	0 - 45°
Power	1000W (1.4hp)	Max. cutting depth at 90° / at 45°	12mm / 8mm
Fuse/Generator	16A / 3 kVA	Max. cutting length	-
Blade x bore	Ø 250 x 25.4mm	Table size	560 x 500mm
Dimensions (L x W x H)	620 x 600 x 355mm	Tool speed RPM	2950min <sup>-1</sup>
Packaging size	690 x 610 x 420mm	Hand Arm Vibrations	< 2.5m/s <sup>2</sup>
Weight	26kg	Sound power / pressure level	79 dB (A) / 71 dB (A)


## PRODUCT FEATURES



TILTING STAINLESS STEEL TABLE TOP. FOR BEVEL CUTS 0-45°



GALVANISED AND REMOVABLE WATERPAN. EASY BLADE MOUNTING



LOCKABLE CUTTING GUIDE ON BOTH SIDES



HANDLES FOR TRANSPORTATION

## DIAMOND BLADE WITH MACHINE FOR TT251



Substrate / material	CERAMIC
Recommended product	CLASSIC CERAMIC
Blade x bore	250 x 25.4mm
Item No.	70184626831
Page reference	60



# TR202

- Professional machine with a powerful 900W motor, for fast and effective cutting performance.
- Heavy-duty rail and tilting cutting head is ideal for cutting long tiles and for making precise cuts.
- The machine is easily stored and manoeuvred with the incorporated folding legs and transport wheels.
- Removable plastic water tray and drain plug makes cleaning and draining after use, hassle-free.
- Ø 200mm Extreme Ceramic Turbo Diamond Blade supplied with every TR202.



## PRODUCT DATA

Item No.	70184601108
EAN	5450248699545



900W



230V

Supply Voltage	230V 1~
Power	900W (1.2 hp)
Fuse/Generator	16A / 3 kVA
Blade x bore	Ø 200 x 25.4mm
Dimensions (L x W x H)	930 x 470 x 1200mm
Packaging size	1020 x 490 x 465mm
Weight	35kg

Tilting head	0 - 45°
Max. cutting depth at 90° / at 45°	15mm / 10mm
Max. cutting length	650mm
Table size	810 x 470mm
Tool speed RPM	2950min <sup>-1</sup>
Hand Arm Vibrations	< 2.5m/s <sup>2</sup>
Sound power / pressure level	80dB (A) / 72dB (A)



## PRODUCT FEATURES



TILTING HEAD (0 TO 45°)



REMOVABLE WATER TRAY



TRANSPORT WHEELS



CUTTING GUIDE

## DIAMOND BLADE WITH MACHINE FOR TR202



Substrate / material	CERAMIC
Recommended product	EXTREME CERAMIC TURBO
Blade x bore	200 x 25.4mm
Item No.	70184625427
Page reference	56


# TR232 S

- Heavy-duty guiding rail and tilting head facilitates precise cuts.
- Built-in side extension accommodates large or wide materials.
- Foldable handles, legs and transport wheels make moving and storing the machine simple.
- The cutting table is easy to remove, which provides easy access to the water tray when cleaning.
- Ø 230mm Extreme Ceramic Turbo Diamond Blade supplied with every TR232 S.



## PRODUCT DATA

Item No.	70184601111
EAN	5450248699576



Supply Voltage	230V 1~
Power	1.1kW
Fuse/Generator	16A / 3 kVA
Blade x bore	Ø 230 x 25.4mm
Dimensions (L x W x H)	1560 x 600 x 1175mm
Packaging size	1290 x 650 x 560mm
Weight	61kg

Tilting head	0 - 45°
Max. cutting depth at 90° / at 45°	15mm / 10mm
Max. cutting length	860mm
Table size	860 x 565mm
Tool speed RPM	2950min <sup>-1</sup>
Hand Arm Vibrations	< 2.5m/s <sup>2</sup>
Sound power / pressure level	71dB (A) / 79dB (A)

860mm  
MAX CUT LENGTH



## PRODUCT FEATURES



CUTTING GUIDE WITH ANGULAR SETTING



TILTING HEAD (0 TO 45°)

### DIAMOND BLADE WITH MACHINE FOR TR232 S



Substrate / Material	CERAMIC
Recommended Product	EXTREME CERAMIC TURBO
Blade x bore	230 x 25.4mm
Item No.	70184627653
Page reference	56



# TR232 L

- Heavy-duty guiding rail and tilting head facilitates precise cuts.
- Built-in side extension accommodates large or wide materials.
- Foldable handles, legs and transport wheels make moving and storing the machine simple.
- The cutting table is easy to remove, which provides easy access to the water tray when cleaning.
- Rubber coated table and clamps keep the cutting material steady and secure.
- Ø 230mm Extreme Ceramic Turbo diamond blade supplied with every TR232 L.



## PRODUCT DATA

Item No.	70184601105	Supply Voltage	230V 1~	Tilting head	0 - 45°
EAN	5450248699514	Power	1.1kW	Max. cutting depth at 90° / at 45°	15mm / 10mm
		Fuse/Generator	16A / 3 kVA	Max. cutting length	1200mm
		Blade x bore	Ø 230 x 25.4mm	Table size	1200 x 565mm
		Dimensions (L x W x H)	1860 x 600 x 1175mm	Tool speed RPM	2950min <sup>-1</sup>
		Packaging size	1630 x 650 x 590mm	Hand Arm Vibrations	< 2.5m/s <sup>2</sup>
		Weight	72kg	Sound power / pressure level	71dB (A) / 79 dB (A)



1100w



230v

1200mm  
MAX CUT LENGTH



## PRODUCT FEATURES



ADJUSTABLE CLAMPS FOR FIXING THE TILES



ANGULAR CUTTING GUIDE / RUBBER-COVERED TABLE

## DIAMOND BLADE WITH MACHINE FOR TR232 L



Substrate / material	CERAMIC
Recommended product	EXTREME CERAMIC TURBO
Blade x bore	230 x 25.4mm
Item No.	70184627653
Page reference	56



# TILE SAW SPARE PARTS & ACCESSORIES



## TR202

DESCRIPTION	ITEM No.	EAN
1 - Flange Kit & nut	510100630	5450248549758
Switch 230V	310479885	5450248705918
2 - Water pump 230V	310365204	5450248411291



## TR232 S & TR232 L

DESCRIPTION	ITEM No.	EAN
1 - Flange kit & nut	510100973	5450248550259
Switch 230V	310340138	5450248511311
2 - Water pump 230V	310365204	5450248411291

**NORTON**

SAINT-GOBAIN

**clipper**

# MASONRY SAWS

Inventors of the first masonry saw over 80 years ago, Norton Clipper today offers a full range of machines with blade diameters of 350mm up to 1000mm, with electric motors or petrol engines for all construction and industrial work sites. Use Norton Clipper diamond blades for optimal results.







## MASONRY SAWS

CPS 41	CM35 MINI CLIPPER	CM350 B
<p>110 mm MAX CUT DEPTH</p> <p>110 mm MAX MATERIAL HEIGHT</p>	<p>110mm MAX CUT DEPTH</p> <p>180mm MAX MATERIAL HEIGHT</p> <p>Ø350 mm</p>	<p>120mm MAX CUT DEPTH</p> <p>240mm MAX MATERIAL HEIGHT</p> <p>Ø350 mm</p>
	<b>ELECTRIC</b>	<b>NEW BATTERY</b>
	3 hp            2.2kW	2.4hp            1.8kW            72v



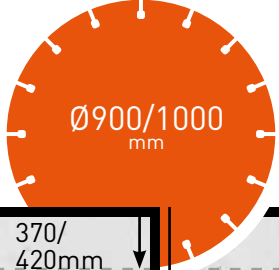











## MASONRY SAWS

Model	Max Cut Depth	Max Material Height	Power
CM42	135mm	200mm	3 hp / 2.2kW
CM43	135/90mm	200mm	3 hp / 2.2kW
CM401	150mm	280mm	3hp / 2.2kW 4hp / 3kW 6.5hp* / 4.8kW*

Model	Max Cut Depth	Max Material Height	Power
CST100/120/150**	110mm	130/195mm**	3 hp / 2.2kW 4hp / 3kW
CST100/120 ALU	110mm	130mm	3 hp / 2.2kW
ISM/ISC	195mm	355mm	7.5 hp / 5.5kW
CM501/601	245mm	355mm	5.5hp / 4.0kW 6.5hp* / 4.8kW*

## MASONRY SAWS

 <p>Ø650 mm</p>	 <p>Ø900/1000** mm</p>	 <p>Ø900/1000 mm</p>
<p>265mm MAX CUT DEPTH</p> <p>280mm MAX MATERIAL HEIGHT</p>	<p>370/ 420** mm MAX CUT DEPTH</p> <p>440mm MAX MATERIAL HEIGHT</p>	<p>370/ 420mm MAX CUT DEPTH</p> <p>440mm MAX MATERIAL HEIGHT</p>
		
<p><b>ELECTRIC</b></p> <p>  3 hp   2.2kW            7.5 hp    5.5kW         </p>	<p><b>ELECTRIC / PETROL*</b></p> <p>  10 hp   7.5kW            13 hp*    9.6kW*         </p>	<p><b>ELECTRIC</b></p> <p>  10 hp   7.5kW         </p>
<p><b>JUMBO 651</b></p>	<p><b>JUMBO 900/1000**</b></p>	<p><b>CM 1000 JUMBO</b></p>

# CPS41

## FEATURES & BENEFITS

- Adjustable cutting height from 50 up to 110mm
- Handle and transport wheels for easy transportation on the work site
- Equipped with a hardened steel blade for a longer life



## PRODUCT DATA

Item No.	70184608013	Weight	42kg	Min. Cutting height	110mm
EAN	5450248768241	Min. cutting width	30mm	Dimensions (W x D x H)	580 x 120 x 820mm
		Max. cutting width	410mm		
		Min. cutting height	50mm		

## PRODUCT FEATURES



ADJUSTABLE CUTTING DEPTH




TRANSPORT WHEELS AS STANDARD





# CM35 MINI CLIPPER

- Ergonomically designed to fit into small spaces.
- Pendular cutting head that allows efficient step cutting and a longer blade life.
- Dust extraction port facilitates a cleaner cutting process, making it ideal for indoor working.
- Adjustable legs make the machine more stable and improves operator comfort.



## PRODUCT DATA

Item No.	70184607578
EAN	5450248760610

Supply Voltage/ Power	110V 1- / 2.2kW
Fuse/Generator	16A / 6 kVA
Blade x bore	Ø 350 x 25.4mm
Tool speed RPM	2800min <sup>-1</sup>
Dimensions (L x W x H)	730 x 286 x 282mm
Weight	40kg
Max. cutting depth	110mm

Max. cutting length	340mm
Max. material height	180mm
Table size	275 x 345mm



3 hp



2.2kW



110v

## PRODUCT FEATURES



MAX CUT DEPTH



OPTIONAL LEGS (310565274)



PENDULAR CUTTING HEAD



DUST EXTRACTION PORT Ø 40mm

## DIAMOND BLADE RECOMMENDATIONS FOR CM35 Mini Clipper



Substrate / material	UNIVERSAL	SILENCIO	UNIVERSAL	NATURAL STONE
Recommended product	EXTREME UNIVERSAL LASER	EXTREME UNIVERSAL SILENCIO	EXTREME UNIVERSAL TURBO	EXTREME GRANITE
Diameter x bore	350 x 25.4mm	350 x 25.4mm	350 x 25.4mm	350 x 25.4mm
Item No.	70184612283	70184628998	70184611561	70184603311
Page reference	41	40	38	62



NEW

# CM350 B



The Norton Clipper CM350 B masonry saw is a unique battery powered machine in the market.

- The high-performance battery powered brushless Honda motor combined with a Honda battery pack, ensures consistent and reliable performance every time.
- The robust and durable design makes this machine perfect for heavy-duty applications.
- Smart and ergonomic plunging head with horizontal blade guard offers comfortable cutting and optimised material height.
- The 'One battery fits all' solution allows use of the same battery on all Norton Clipper battery powered machines.

## PRODUCT DATA

Item No.	70184632547*
EAN	5450248821922



2.4hp



1.8kW



72v

Supply Voltage / Power	Battery - 72V / 1.8kW (2.4hp)
Motor Type	Electric - Honda eGX
Blade x bore	Ø 350 X 25.4mm
Dimensions (L x W x H)	1390 x 1750 x 1750mm
Dimensions (folded legs)	1390 x 1750 x 1250mm
Weight	122kg

Max. cutting depth	120mm
Max. cutting length	600mm
Max. material height	240mm
Table size	400 x 460mm
Tool speed RPM	2500min <sup>-1</sup>
Hand Arm Vibrations	2.17m/s <sup>2</sup>

## PRODUCT FEATURES

\*Battery and Charging Unit Sold Separately



MAX CUT DEPTH



BATTERY B720: 310568970



RAPID CHARGER C700: 310568971

## DIAMOND BLADE RECOMMENDATIONS FOR CM350 B

Substrate / material	UNIVERSAL
Recommended product	PRO UNIVERSAL SILENCIO
Diameter x bore	350 x 25.4mm
Item No.	70184602811
Page reference	42





# CM42 COMPACT

- Wide conveyor cart and long reinforced frame allows the operator to cut a 60 x 60cm slab in two 30cm halves.
- Wide conveyor cart with tilted wheels, anti-pivoting and locking system provides great stability and durability.
- Highly accurate cutting guide with per-degree angular setting, facilitates quick, precise and easy cutting without additional accessories.



3 hp 2.2kW 230V  
CM42 30-1-230V

2 hp 1.5kW 110V  
CM42 30-1-110V

Item No.	70184647989*	70184647990
EAN	5450248572053	5450248572077

Supply Voltage/ Power	230V 1~ / 2.2kW (3 hp)	110V 1~ / 1.5kW (2 hp)
Fuse Generator	16A / 6 kVA	16A / 6 kVA
Blade x bore	Ø 400 x 25.4mm	Ø 400 x 25.4mm
Tool speed RPM	2800min <sup>-1</sup>	2800min <sup>-1</sup>
Tilting table	Optional	Optional
Max. cutting depth	135mm	135mm
Max. cutting length	670mm	670mm
Max. material height	200mm	200mm
Table size	500 x 540mm	500 x 540mm
Hand Arm Vibrations	< 2.5m/s <sup>2</sup>	< 2.5m/s <sup>2</sup>
Sound power / pressure level	92dB (A) / 80dB (A)	92dB (A) / 80dB (A)
Dimensions (L x W x H)	1187 x 620 x 1360mm	1187 x 620 x 1360mm
Dimensions (folded legs)	1187 x 620 x 740mm	1187 x 620 x 740mm
Weight	90kg	90kg

## PRODUCT FEATURES

\* Available on request



MAX CUT DEPTH



FOLDING FEET



ADJUSTABLE CUTTING-DEPTH HANDLE



ANTI PIVOTING SYSTEM

## DIAMOND BLADE RECOMMENDATIONS FOR CM42

Substrate / material	BETON	SILENCIO	UNIVERSAL	ALL MATERIALS
Recommended product	PRO BETON	EXTREME UNI SILENCIO	EXTREME UNIVERSAL	PRO 4X4 EXPLORER
Diameter x bore	400 x 25.4mm	400 x 25.4mm	400 x 25.4mm	400 x 25.4mm
Item No.	70184627062	70184640270	70184611438	70184602095
Page reference	75	40	41	52





NEW

## CM43

- Tilting head allows bevel cuts at 45°.
- Wide conveyor cart and long reinforced frame allows the operator to cut a 60 x 60cm slab in two 30cm halves.
- Wide conveyor cart with tilted wheels, anti-pivoting and locking system provides great stability and durability.
- Highly accurate cutting guide with per-degree angular setting, facilitates quick, precise and easy cutting without additional accessories.
- Plug & Play water pump allows quick and easy maintenance of the machine without waste of time.

### PRODUCT DATA

Item No.	70184631438	Supply Voltage/ Power	230V 1-/ 2.2kW (3hp)	Max. material height	200mm
EAN	5450248799207	Fuse/Generator	16A / 6 kVA	Table size	500 x 540mm
		Blade x bore	Ø 400 x 25.4mm	Hand Arm Vibrations	< 2.5m/s²
		Tool speed RPM	2800min <sup>-1</sup>	Sound power / pressure level	92dB(A) / 80dB(A)
		Max. cutting depth at 90° / 45°	135/90mm	Dimensions (L x W x H)	1187 x 620 x 1360mm
		Max. cutting length	670mm	Dimensions (folded legs)	1187 x 620 x 740mm
				Weight	90kg



3 hp



2.2kW



230V

### PRODUCT FEATURES



MAX CUT DEPTH



FOLDING FEET



TILTING HEAD (90° - 45°)



EASY WATER PUMP PLUG



ADJUSTABLE CUTTING-DEPTH HANDLE



ANTI PIVOTING SYSTEM

### DIAMOND BLADE RECOMMENDATIONS FOR CM43



Substrate / material	BETON	SILENCIO	UNIVERSAL	NATURAL STONE	ALL MATERIALS
Recommended product	PRO BETON	EXTREME UNIVERSAL SILENCIO	EXTREME UNIVERSAL	PRO GRANITE TURBO	PRO 4X4 EXPLORER
Diameter x bore	400 x 25.4mm	400 x 25.4mm	400 x 25.4mm	400 x 25.4mm	400 x 25.4mm
Item No.	70184627062	70184640270	70184611438	70184626533	70184602095
Page reference	75	40	41	63	52

# CM401

- The CM401 boasts a substantial cutting length of up to 600mm, making it suitable for handling sizable materials.
- Its structure is built using durable aluminium components, featuring extruded profiles and a removable aluminium water tray, ensuring the CM401 is exceptionally rigid and robust.



CM401 600



CM401 600

Item No.	70184627004	70184627017
EAN	5450248371854	5450248371755
Engine type	Electric	Petrol / HONDA GX200
Supply Voltage/ Power	400V 3~/ 3kW (4hp)	4.8kW (6.5hp)
Fuse Generator	16A / 8 kVA	-
Blade x bore	Ø 400 x 25.4mm	Ø 400 x 25.4mm
Tool speed RPM	2000min <sup>-1</sup>	2650min <sup>-1</sup>
Max. cutting depth	150mm	150mm
Max. cutting length	600mm	600mm
Max. material height	280mm	280mm
Table size	500 x 600mm	500 x 600mm
Hand Arm Vibrations	< 2.5m/s <sup>2</sup>	< 2.5m/s <sup>2</sup>
Sound power / pressure level	94dB (A) / 81dB (A)	105dB (A) / 93dB (A)
Dimensions (L x W x H)	1380 x 660 x 1510mm	1380 x 660 x 1510mm
Dimensions (folded legs)	1380 x 660 x 920mm	1380 x 660 x 920mm
Weight	115kg	118kg

## PRODUCT FEATURES



MAX CUT DEPTH



MECHANICAL WATER PUMP



ALUMINIUM PROFILE



EASY TRANSPORT

## DIAMOND BLADE RECOMMENDATIONS FOR CM401




Substrate / material	BETON	SILENCIO	UNIVERSAL	NATURAL STONE	ALL MATERIALS
Recommended product	PRO BETON	EXTREME UNIVERSAL SILENCIO	EXTREME UNIVERSAL	PRO GRANITE TURBO	PRO 4X4 EXPLORER
Diameter x bore	400 x 25.4mm	400 x 25.4mm	400 x 25.4mm	400 x 25.4mm	400 x 25.4mm
Item No.	70184627062	70184640270	70184611438	70184626533	70184602095
Page reference	75	40	41	63	52




# CST 100/120/150

- A combination of robust construction and strong chrome-plated guiding bars give the CST range significant durability.
- The tilting and plunging head allows angled cuts of up to 45° and adjustable cutting depth.
- A side extension table increases the width of the table from 660mm to 1110mm; accommodating larger cutting material.



ADJUSTABLE GUIDE ANGLE



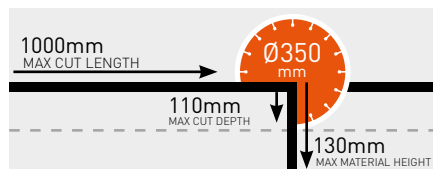
SIDE EXTENSION TABLE



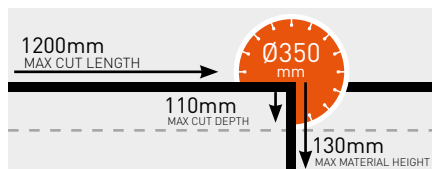
	CST100	CST120	CST150
Item No.	70184613982	70184613892	70184614026
EAN	5450248144724	5450248141235	5450248189732
Supply Voltage/Power	400V 3~/ 3kW (4hp)	400V 3~/ 3kW (4hp)	400V 3~/ 3kW (4hp)
Fuse (Generator)	16A / 8kVA	16A / 8kVA	16A / 8kVA
Max. blade x bore	Ø 350 x 25.4mm	Ø 350 x 25.4mm	Ø 350 x 25.4mm

PRODUCT DATA (ALL MACHINES)	CST100	CST120	CST150
Max. cutting depth	110mm	110mm	110mm
Max. cutting length	1000mm	1200mm	1500mm
Max. material height	130mm	130mm	195mm
Table size	1000mm	1200mm	1500mm
Tool speed RPM	2800min <sup>-1</sup>	2800min <sup>-1</sup>	2800min <sup>-1</sup>
Hand arm vibrations	<2.5m/s <sup>2</sup>	<2.5m/s <sup>2</sup>	<2.5m/s <sup>2</sup>
Sound power / pressure level	88.5dB (A) / 73.5db (A)	88.5dB (A) / 73.5db (A)	88.5dB (A) / 73.5db (A)
Dimensions (L x W x H)	1270 x 660 x 1350mm	1600 x 660 x 1350mm	1970 x 660 x 1350mm
Dimensions (without legs)	1270 x 660 x 780mm	1600 x 660 x 780mm	1970 x 660 x 780mm
Weight	105kg	160kg	180kg

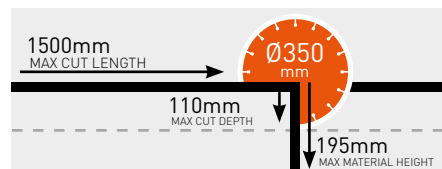
## MAX CUT DEPTH



CST 100



CST 120



CST 150



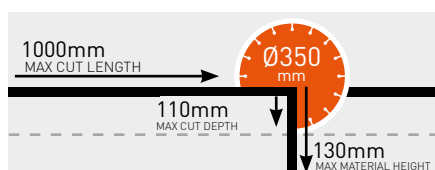
# CST 100/120 ALUMINUM

- Made with aluminium parts, the CST 100 and CST 120 Alu machines are hardwearing yet lightweight for maximum manoeuvrability.
- Strong chrome-plated guiding bars and tilting rail allows highly precise cuts of up to 45°.
- Rubber layered, anti-slip table stabilises the cutting material to prevent slipping.
- Incorporated side extension (450 x 300mm) increases the table width up to 960mm.
- For optimal results on thick tiles (up to 3cm thick) use Norton Clipper Extreme Gres diamond blade (SEE PAGE 64)

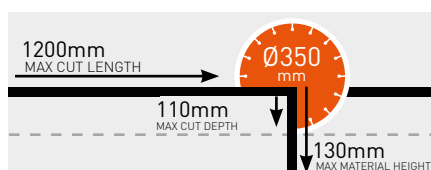


Item No.	70184602124	70184602125
EAN	5450248721703	5450248721710
Supply Voltage/ Power	115V 1~/ 1.8kW (2.4hp)	115V 1~/ 1.8kW (2.4hp)
Fuse (Generator)	16A / 6kVA	16A / 6kVA
Blade x bore	Ø 350x25.4mm	Ø 350x25.4mm
Tool speed RPM	2800min <sup>-1</sup>	2800min <sup>-1</sup>
Max. cutting depth	110mm	110mm
Max. cutting length	1000mm	1200mm
Max. material height	130mm	130mm
Table size	1120mm	1310mm
Hand Arm Vibrations	< 2.5m/s <sup>2</sup>	< 2.5m/s <sup>2</sup>
Sound power / pressure level	88.5dB (A) / 73.5dB (A)	88.5dB (A) / 73.5dB (A)
Dimensions (L x W x H)	1530 x 660 x 1350mm	1630 x 660 x 1350mm
Dimensions (without legs)	1530 x 660 x 880mm	1630 x 660 x 880mm
Weight	85kg	90kg

## PRODUCT FEATURES



MAX CUT DEPTH - CST 100



MAX CUT DEPTH - CST 120



TILTING HEAD



SIDE EXTENSION AND CUTTING GUIDE INCLUDED (450x300mm)



EASY TRANSPORT THANKS TO FOLDING LEGS AND WHEELS



# CM501/601 MAJOR

- Conveyor cart with a stable, anti-slip table surface that enables the operator to deliver an accurate cut.
- Accessible water pump for easy maintenance.
- Double lifting rails assist with movement with a forklift.
- Blade adjustment crank maintains an accurate and consistent blade depth.

5.5 hp 4kW 400V  
CM501 3.55.3

5.5 hp 4kW 230/400V  
CM501 3.55.3 D.V.

6.5 hp 4.8kW PETROL  
CM501 3.60.P

5.5 hp 4kW 400V  
CM601 5.55.3

3 hp 2.2kW 115V  
CM501 3-20-1 

Item No.	70184627018	70184628233	70184627020	70184607577	70184628235
EAN	5450248371762	5450248392101	5450248371779	5450248760603	701846282352

Engine type	Electric	Electric	Petrol - Honda GX200	Electric	Electric
Supply Voltage/ Power	400V / 4kW [5.5 hp]	230-400V-3 / 4kW [5.5 hp]	4.8kW [6.5hp]	400V / 4kW / [5.5 hp]	115V / 2.2kW [3 hp]
Blade x bore	Ø 500 x 25.4mm	Ø 500 x 25.4mm	Ø 500 x 25.4mm	Ø 600 x 25.4mm	Ø 500 x 25.4mm
Tool speed RPM	1900min <sup>-1</sup>	1900min <sup>-1</sup>	2200min <sup>-1</sup>	1900min <sup>-1</sup>	1900min <sup>-1</sup>
Max. cutting depth at 90° / 45°	195mm	195mm	195mm	245mm	195mm
Max. cutting length	500mm	500mm	500mm	500mm	500mm
Max. material height	355mm	355mm	355mm	355mm	355mm
Table size	580 x 420mm	580 x 420mm	580 x 420mm	580 x 420mm	580 x 420mm
Hand Arm Vibrations	< 2.5m/s <sup>2</sup>	< 2.5m/s <sup>2</sup>	< 2.5m/s <sup>2</sup>	< 2.5m/s <sup>2</sup>	< 2.5m/s <sup>2</sup>
Sound power / pressure level	97dB(A) / 81dB(A)	97dB(A) / 81dB(A)	106dB(A) / 93dB(A)	97dB(A) / 81dB(A)	97dB(A) / 81dB(A)
Dimensions (L x W x H)	1480 x 610 x 1550mm	1480 x 610 x 1550mm	1480 x 610 x 1700mm	1480 x 610 x 1550mm	1480 x 610 x 1550mm
Weight	165kg	163kg	165kg	168kg	165kg

## PRODUCT FEATURES



MAX CUT DEPTH - Ø500



CUTTING GUIDE



FRICTION RESISTANT TILTED ROLLERS



MAX CUT DEPTH - Ø600

## DIAMOND BLADE RECOMMENDATIONS FOR CM501 & CM601



Substrate / material	BETON	SILENCIO	UNIVERSAL	REFRACTORY	ALL MATERIALS
Recommended product	PRO BETON	EXTREME UNI SILENCIO	EXTREME UNIVERSAL	SEE RECOMMENDATION TABLE PAGE 72	PRO 4X4 EXPLORER
Bore	25.4mm	25.4mm	25.4mm		25.4mm
Ø500mm Item No.	70184627064	70184630309	70184611440		70184602097
Ø600mm Item No.	70184627065	-	-		-
Page reference	75	40	41		52



# ISM/ISC SUPER\*

- The optional water supply connector allows for wet cutting.
- An extended operating handle ensures optimal cutting pressure.
- Precision is maximised with a crank-controlled cutting depth adjuster.
- The cutting head height can be easily adjusted using both a foot pedal and a handle (ISM).



\* available on Request

## ISM

Item No. 70184613985  
EAN 5450248231239



7.5hp



5.5kW



400v

Supply Voltage/ Power	400V 3~ / 5.5kW (7.5 hp)
Fuse/Generator	32 A / 14 kVA
Blade x bore	Ø 500 x 25.4mm
Tool speed RPM	2062min <sup>-1</sup>
Max. cutting depth	190mm
Max. cutting length	500mm
Flat table size (optional)	465 x 615mm
Tilting table (optional)	455 x 580mm
Hand Arm Vibrations	< 2.5m/s <sup>2</sup>
Sound power / pressure level	99dB (A) / 85dB (A)
Dimensions (L x W x H)	1400 x 760 x 1750mm
Weight	248kg

## ISC

Item No. 70184613986  
EAN 5450248144861



7.5hp



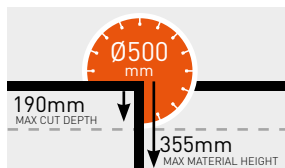
5.5kW



400v

Supply Voltage/ Power	400V 3~ / 5.5kW (7.5 hp)
Fuse/Generator	32 A / 14 kVA
Blade x bore	Ø 500 x 25.4mm
Tool speed RPM	2062min <sup>-1</sup>
Max. cutting depth	190mm
Max. cutting length	750mm
Flat table size (optional)	710 x 615mm
Tilting table (optional)	710 x 610mm
Hand Arm Vibrations	< 2.5m/s <sup>2</sup>
Sound power / pressure level	99dB (A) / 85dB (A)
Dimensions (L x W x H)	1650 x 760 x 1750mm
Weight	280kg

## PRODUCT FEATURES



MAX CUT DEPTH



**Clipper's Tip**

**IMPORTANT**

Conveyor carts, dust collectors and water supply systems are available as accessories. See selection chart below.









EXTREME UNI SILENCIO -70184630309



REFRACTORY - SEE RECOMMENDATION TABLE

## HOW TO SELECT ISC AND ISM MASONRY SAWS AND ACCESSORIES

MAX. CUTTING LENGTH	FLAT OR MITRE CUT?	DRY OR WET CUTTING?	
		WET	DRY
<b>ISM</b> UP TO 500mm  <b>ISC</b> UP TO 750mm 	 <b>Tilting table 0 to 45°</b> ISM: 310004702 ISC: 310004539   <b>Flat conveyor cart</b> ISM: 310004704 ISC: 310004703	 <b>Water distribution kit</b> 310004732	 <b>Hood</b> 310004552  <b>Dust extractor bag type</b> 310004544  OR  <b>Dust extractor cabinet type</b> 310004536



# JUMBO 651

- Heavy-duty construction with four wheels, allowing ease of movement around the work site. Two lockable wheels secure the machine while in use; stabilising the cutting material and enabling a more accurate cut.
- Easy to access blade reduces machine downtime when it is being changed over.



JUMBO 651

Item No.	70184614005
EAN	5450248186625

Engine type	Electric
Supply Voltage/ Power	400V 3~/5.5kW (7.5hp)
Fuse/ Generator	32 A /14kVA
Blade x bore	Ø 650 x 25.4mm
Tool speed RPM	1350min <sup>-1</sup>
Max. cutting depth	265mm
Max. cutting length	500mm
Max. material height	280mm
Table size	600 x 500mm
Hand Arm Vibrations	< 2.5m/s <sup>2</sup>
Sound power / pressure level	100dB (A) / 86dB (A)
Dimensions (L x W x H)	1700 x 800 x 1480mm
Weight	212kg

## PRODUCT FEATURES



MAX CUT DEPTH



HEAVY-DUTY FRAME



WHEELS WITH LOCKING DEVICE

## DIAMOND BLADE RECOMMENDATIONS

Machine	JUMBO 651	
Substrate / material	SILENCIO	UNIVERSAL
Recommended product	EXTREME UNI SILENCIO	PRO UNIVERSAL LASER
Diameter x bore	650 x 25.4mm	650 x 25.4mm
Item No.	70184694227	70184647265
Page reference	40	44

# JUMBO 900/1000

- Heavy-duty construction with four wheels, allowing ease of movement around the work site.
- Graduated scale on an angle, which gives the operator greater visibility of the cutting guide position.
- Curtain located in front of the blade reduces the amount of splash when the machine is in use.
- Improved blade guard provides even easier access to the blade. This reduces the amount of machine downtime when the blade is being replaced.



JUMBO 900 100-3-400V



JUMBO 1000 100-3-400V



JUMBO 1000 P13 EASY START

Item No.	70184613939	70184621669	70184629335
EAN	5450248143260	5450248312789	5450248441762
Engine type	Electric	Electric	Petrol / HONDA
Supply Voltage/ Power	400V-3 / 7.5kW (10 hp)	400V-3 / 7.5kW (10 hp)	GX390. 9.6kW (13 hp)
Fuse/ Generator	32 A / 19 kVA	32 A / 19 kVA	-
Blade x bore	Ø 900 x 60mm	Ø 1000 x 60mm	Ø 1000 x 60mm
Tool speed RPM	928min <sup>-1</sup>	928min <sup>-1</sup>	928min <sup>-1</sup>
Max. cutting depth	370mm	420mm	420mm
Max. cutting length	720mm	720mm	720mm
Max. material height	440mm	440mm	440mm
Table size	720 x 800mm	720 x 800mm	720 x 800mm
Hand Arm Vibrations	< 2.5m/s <sup>2</sup>	< 2.5m/s <sup>2</sup>	< 2.5m/s <sup>2</sup>
Sound power / pressure level	100dB (A) / 86dB (A)	100dB (A) / 86dB (A)	105dB (A) / 88dB (A)
Dimensions (L x W x H)	2000 x 1080 x 1700mm	2000 x 1080 x 1700mm	2000 x 1080 x 1700mm
Weight	360kg	370kg	370kg

## PRODUCT FEATURES



MAX CUT DEPTH - JUMBO 900



FRONT SPLASH GUARD



CENTRIFUGAL CLUTCH DEVICE  
(JUMBO P13 ONLY)



MAX CUT DEPTH - JUMBO 1000

## DIAMOND BLADE RECOMMENDATIONS

Machine	JUMBO 900		JUMBO 1000	
Substrate / material	SILENCIO	UNIVERSAL	SILENCIO	UNIVERSAL
Recommended product	EXTREME UNI SILENCIO	EXTREME UNIVERSAL	EXTREME UNI SILENCIO	PRO UNIVERSAL LASER
Diameter x bore	900 x 60mm	900 x 60mm	1000 x 60mm	1000 x 60mm
Item No.	70184694030	70184647651	70184694595	70184647263
Page reference	40	44	40	44



# CM 1000 JUMBO

- Conveniently allows the use of 900mm and 1000mm diameter blades.
- Strong and sturdy table supporting up to 350kg.
- Plug and play water pump connection reduces maintenance time.
- Emergency push button to stop the machine quickly.
- Transport wheels, forklift sleeves and lifting eyelets facilitate transport around the work site.

## PRODUCT DATA

Item No.	70184607570	Supply Voltage/Power kW (Hp)	400V ~3 /7.5 kW (10 hp)	Max cutting length	720mm
EAN	5450248760405	Max blade x bore	Ø 900/1000 x 60mm	RPM	928min <sup>-1</sup>
		Max material height	440mm	Weight	420kg
		Max cutting depth	370/420mm	Dimensions (mm)	2000 x 1080 x 1700mm



10 hp



7.5kW



400V

## PRODUCT FEATURES



MAX CUT DEPTH - Ø900mm



MAX CUT DEPTH - Ø1000mm



FITS 900 & 1000mm  
BLADE DIAMETERS



REINFORCED TABLE



EASY WATER PUMP  
CONNECTION



EMERGENCY PUSH  
BUTTON



TRANSPORT WHEELS


## DIAMOND BLADE RECOMMENDATIONS FOR CM 1000 JUMBO

Substrate / material	UNIVERSAL	UNIVERSAL	UNIVERSAL	GRANITE
Recommended product	CLASSIC UNIVERSAL LASER	PRO UNIVERSAL LASER	EXTREME UNIVERSAL SILENCIO	EXTREME GRANITE
Diameter x bore	900 x 60mm	900 x 60mm	900 x 60/55mm	900 x 60mm
Item No.	70184647269	70184647266	70184694030	70184603313
Diameter x bore	1000 x 60mm	1000 x 60mm	1000 x 60/55mm	
Item No.	70184647650	70184647263	70184694595	
Page reference	44	44	40	62



# MASONRY SAW SPARE PARTS & ACCESSORIES

1



2




3



4



5



6



## CM501

DESCRIPTION	ITEM No.	EAN
1 - Cutting guide 45°	310004537	5450248088592
2 - Tilting cart 0 to 45°	310004556	5450248089353
3 - Transport accessory	310004609	5450248095187
4 - Hood	310004580	5450248093312
5 - Dust extraction bag type	310004544*	5450248088844
Blade shield	310004582**	5450248093480

\* Available on request

## JUMBO 900 & 1000

DESCRIPTION	ITEM No.	EAN
6 - Cutting guide 0 to 45°	310004590	5450248093961

## CM35 MINI CLIPPER

DESCRIPTION	ITEM No.	EAN
Wheels & handles kit	310523364	5450248757313
Water tray & pump 230V	310523296	5450248757092
Stand for CM35 Mini Clipper	310565274	5450248804895

## CGW

DESCRIPTION	ITEM No.	EAN
Water tray cap	310005257	5450248118060
Water pump 230V	310004389	5450248078784
Switch 230V	510103106	5450248553939
Table wheel (4x)	310004676	5450248098393

## CM352

DESCRIPTION	ITEM No.	EAN
Water tray cap	310005257	5450248118060
Water pump 230V	310004389	5450248078784
Switch 230V	510103106	5450248553939
Table wheel (4x)	310004676	5450248098393

## ISM

DESCRIPTION	ITEM No.	EAN
7 - Tilting table 0 to 45° for ISM	310004702	5450248099376
8 - Flat conveyor cart for ISM	310004704	5450248099390
9 - Water distribution kit	310004732	5450248100829
10 - Hood	310004552	5450248089070
11 - Dust extraction bag type	310004544*	5450248088844
Dust extraction cabinet type	310004536	5450248088240
Conveyor cart wheel (1x)	00310004284	5450248072867
Water pump	00310004300	5450248073598

\* Available on request

## CM42

DESCRIPTION	ITEM No.	EAN
Switch 230V	510103106	5450248553939
Water pump 230V	310446803	5450248078784
Table wheel (4x)	310004676	5450248098393

## CM400

DESCRIPTION	ITEM No.	EAN
Switch 230V	310369467	5450248440116
Belt (230V machine)	310369466	5450248440109
Table wheel (4x)	310004676	5450248098393



## CST

DESCRIPTION	ITEM No.	EAN
5 - Lateral guide a cut (CST120-150)	310478996	5450248705024
4 - Side extension flat with leg 550x450mm	310479000	5450248705055
3 - Side extension roller 1000x500mm	310478999	5450248705048
Guide a cut	310479001	5450248705062
6 - Cutting guide 0° to 45°	310008268	5450248158493








## ISC

DESCRIPTION	ITEM No.	EAN
7 - Tilting table 0 to 45° for ISC	310004539	5450248088707
8 - Flat conveyor cart for ISC	310004703	5450248099383
9 - Water distribution kit	310004732	5450248100829
10 - Hood	310004552	5450248089070
11 - Dust extraction bag type	310004544*	5450248088844
Dust extraction cabinet type	310004536	5450248088240
Conveyor cart wheel (1x)	00310004284	5450248072867
Water pump	00310004300	5450248073598

\* Available on request



## HOW TO SELECT ISC AND ISM MASONRY SAWS AND ACCESSORIES

MAX. CUTTING LENGTH	FLAT OR MITRE CUT?	DRY OR WET CUTTING?	
		WET	DRY
<b>ISM</b> UP TO 500mm 	 <b>Tilting table 0 to 45°</b> ISM: 310004702 ISC: 310004539	 <b>Water distribution kit</b> 310004732	 <b>Hood</b> 310004552 <div style="display: flex; align-items: center;">  <div style="margin-left: 10px;"> <b>Dust extractor bag type</b>  310004544  <hr style="border-top: 1px dashed black;"/> <b>OR</b> <hr style="border-top: 1px dashed black;"/> <b>Dust extractor cabinet type</b>  310004536 </div> </div>
<b>ISC</b> UP TO 750mm 	 <b>Flat conveyor cart</b> ISM: 310004704 ISC: 310004703		



**NORTON**

SAINT-GOBAIN

**clipper**

# COMPACTION EQUIPMENT

Norton Clipper compaction machines are developed to offer maximum productivity, performance and durability. With excellent manoeuvrability and greater operator safety and efficiency, these machines are designed to compact all types of soils, from clay and silt to asphalt and mixed stone.





## FORWARD PLATES

 <b>kg / kN</b> <b>60 / 11</b>	 <b>150 - 250mm</b> <small>MAX COMPACTION DEPTH</small>	 <b>kg / kN</b> <b>78 / 13</b>	 <b>150 - 250mm</b> <small>MAX COMPACTION DEPTH</small>	 <b>kg / kN</b> <b>87 / 13</b>	 <b>150 - 250mm</b> <small>MAX COMPACTION DEPTH</small>	 <b>kg / kN</b> <b>92 / 16</b>	 <b>150 - 250mm</b> <small>MAX COMPACTION DEPTH</small>	
360 x 500mm <small>PLATE SIZE</small>		420 x 550mm <small>PLATE SIZE</small>		420 x 550mm <small>PLATE SIZE</small>		500 x 580mm <small>PLATE SIZE</small>		
								
<b>PETROL</b>		<b>PETROL</b>		<b>NEW BATTERY</b>		<b>PETROL</b>		
 <b>4.8HP</b>	 <b>3.6kW</b>	 <b>4.8HP</b>	 <b>3.6kW</b>	 <b>2.4HP</b>	 <b>1.8kW</b>	 <b>72v</b>	 <b>4.8HP</b>	 <b>3.6kW</b>
<b>CFP 11W</b>		<b>CFP 13W</b>		<b>CFP13 WB</b>		<b>CFP 14W-P</b>		



## FORWARD PLATES

kg / kN 105 / 16	150 - 250mm MAX COMPACTION DEPTH	kg / kN 91 / 16	150 - 250mm MAX COMPACTION DEPTH	kg / kN 112 / 21	300 - 400mm MAX COMPACTION DEPTH	kg / kN 121 / 21	300 - 400mm MAX COMPACTION DEPTH
500 x 580mm PLATE SIZE		500 x 560mm PLATE SIZE		400 x 632mm PLATE SIZE		400 x 632mm PLATE SIZE	
							
<b>DIESEL</b>		<b>PETROL</b>		<b>PETROL</b>		<b>DIESEL</b>	
5HP 3.7kW		4.8HP 3.6kW		4.8HP 3.6kW		5HP 3.7kW	
CFP 14W-D		CFP 16W		CRP 21-P		CRP 21-D	

## UPRIGHT RAMMER

kg / kN 66 / 11	400 - 500mm MAX COMPACTION DEPTH	kg / kN 70 / 16	600 - 700mm MAX COMPACTION DEPTH
250 x 330mm PLATE SIZE		280 x 330mm PLATE SIZE	
			
<b>NEW BATTERY</b>		<b>PETROL</b>	
2.4HP 1.8kW 72v		3.5HP 2.6kW	
CR11 B		CR 16	














# FORWARD PLATES













## FEATURES & BENEFITS

- Foldable handles to minimise the space required in vehicles for transport and easy storage
- Plastic water tank avoids the risk of rust from metal water tanks. The wide opening makes it easier to refill on-site
- Wide sprinkler bar to ensure water covers the full width of the plate, preventing tarmac from sticking
- Tap to allow shut off of water flow in transport
- Lifting and handling points are easily accessible for safe handling
- Shaped base plate provides improved manoeuvrability and reduces the risk of marking surfaces when turning the machine



PRODUCT DATA	  			  			  		
	CFP 11W			CFP 13W			CFP 14W-P		
Item No.	70184631437			70184608007			70184608010		
EAN	5450248799191			5450248768197			5450248768210		
Engine	Honda GX160			Honda GX160			Honda GX160		
Power	3.6 kW (4.8 Hp)			3.6 kW (4.8 hp)			3.6 kW (4.8 hp)		
Sound	103dB			103dB			108dB		
Plate thickness	Steel: 8mm			Steel: 8mm			Cast iron: 9mm		
Plate size	360 x 500			420 x 550mm			500 x 580mm		
Frequency	90 Hz			90 Hz			90 Hz		
Centrifugal power	11 kN			13 kN			16 kN		
Speed	22m/min			22m/min			25m/min		
Max compaction depth	15-25cm			15-25cm			15-25cm		
Water tank	9l			9l			14l		
Hand-arm vibration	2.5m/s <sup>2</sup>			2.2m/s <sup>2</sup>			1.95m/s <sup>2</sup>		
Weight	60kg			78kg			92kg		
Static pressure	490kg/m <sup>2</sup>			530kg/m <sup>2</sup>			387kg/m <sup>2</sup>		
Reversible	No			No			No		
Transport wheels				Included					
Application				Asphalt, pavements & soils					
Vulkollan® rubber pad	310567886 (optional)			310535021 (optional)			310535023 (optional)		



PRODUCT DATA	  	  	  	  
	CFP 14W-D	CFP 16W	CRP 21-P	CRP 21-D
Item No.	70184608009	70184608011	70184609565	70184609566
EAN	5450248768203	5450248768227	5450248789796	5450248789802
Engine	Diesel Hatz 1B20	Honda GX160	Honda GX160	Diesel Hatz 1B20
Power	3.7kW [5 hp]	3.6kW [4.8 hp]	3.6kW [4.8 hp]	3.7kW [5 hp]
Sound	108dB	103dB	108dB	108dB
Plate thickness	Cast iron: 9mm	Steel: 8mm	Cast iron: 9mm	Cast iron: 9mm
Plate size	500 x 580mm	500 x 560mm	400 x 632	400 x 632
Frequency	90 Hz	90 Hz	90 Hz	90 Hz
Centrifugal power	16 kN	16 kN	21 kN	21 kN
Speed	25m/min	25m/min	25-30m/mm	25-30m/mm
Max compaction depth	15-25cm	15-25cm	30-40cm	30-40cm
Water tank	14l	9l	-	-
Hand-arm vibration	2.28m/s <sup>2</sup>	2.2m/s <sup>2</sup>	2.06m/s <sup>2</sup>	2.2m/s <sup>2</sup>
Weight	105kg	91kg	112kg	121kg
Static pressure	447kg/m <sup>2</sup>	877kg/m <sup>2</sup>	718kg/m <sup>2</sup>	766kg/m <sup>2</sup>
Reversible	No	No	Yes	Yes
Transport wheels	Included			
Application	Asphalt, pavements & soils			
Vulkollan® rubber pad	310535023 (optional)	310535022 (optional)	310567887 (optional)	310567887 (optional)

## PRODUCT FEATURES



FULL COVERAGE OF THE PLATE FROM WATER DISTRIBUTION SYSTEM



OPTIONAL VULKOLLAN RUBBER PAD TO COMPACT PAVERS



REMOVABLE TRANSPORT WHEELS



RECLINABLE HANDLE ROLLBAR AND TANK



PLATE WITH ROUNDED EDGES FOR OPTIMAL SURFACE FINISH



NEW

CFP 13WB



## FEATURES & BENEFITS

- Robust and reliable design for trusted performance in Heavy-duty applications
- Two vibration absorber levels between the plate and handle for minimised hand/arm vibrations
- Easy transportation with folding handle, lifting ring and transport wheels
- Water tank and round edges plate
- User friendly and low maintenance



### CFP 13WB

Item No.	70184632594*
EAN	5450248823490



2.4hp



1.8kW



72v

Power	Battery - 72V / 1.8kW [2.4hp]
Motor type	Electric - Honda eGX
Plate thickness	Steel: 8mm
Plate size	420 x 550mm
Frequency	90 Hz
Centrifugal power	13 kN
Speed	22m/min
Max compaction depth	15-25cm
Water tank	9l
Hand-arm vibration	2.21m/s <sup>2</sup>
Weight	87kg
Static pressure	632kg/m <sup>2</sup>
Reversible	No
Transport wheels	Included
Application	Asphalt, pavements & soils
Vulkollan® rubber pad	310535021 (optional)

### PRODUCT FEATURES



BATTERY B720: 310568970



RAPID CHARGER C700: 310590883

\*BATTERY UNIT AND CHARGER SOLD SEPARATELY

NEW

CR11 B



## FEATURES & BENEFITS

- Compact and sturdy design for heavy-duty applications
- Three different working speeds
- Handle mounted on vibration absorbers for reduced hand/arm vibrations
- Lifting ring, transport handle and wheel for easy transportation
- Steel plating around the motor for shock protection and longer life
- No exhaust fumes generated makes it ideal and safe for working in trenches



### CR11 B

Item No.	70184632595*
EAN	5450248823506



2.4hp



1.8kW



72v

Power	Battery - 72V / 1.8kW [2.4hp]
Motor Type	Electric - Honda eGX
Plate size	250 x 330mm
Centrifugal power	11 kN
Speed	13m/min
Max compaction depth	40-50cm
Weight	66kg
Transport wheels	Included
Application	Granular & cohesive soils





# CR16

## FEATURES & BENEFITS

- The throttle lever is positioned close to the handle for easy control
- Transport wheels available
- Steel plating protects the engine during use and transport
- Hardened steel plate for maximum durability
- Lifting and handling points are easily accessible for safe handling

## PRODUCT DATA

Item No.	70184608012
EAN	5450248768234

Power	2.6kW (3.5hp)
Engine	Honda GX120
Sound	108dB
Plate size	280 x 330mm
Centrifugal power	16kN
Speed	15m/min

Max compaction depth	60-70cm
Hand-arm vibration	8m/s <sup>2</sup>
Weight	70kg
Transport wheels	Included
Application	Granular & cohesive soils



3.5 hp



2.6kW



PETROL

## PRODUCT FEATURES



EASY LOADING AND POSITIONING  
THANKS TO THE WHEEL KIT ON  
THE HANDLE



PLATE MADE OF STEEL,  
WEAR RESISTANT

## FORWARD PLATES ACCESSORIES

DESCRIPTION	ITEM No.	EAN
Vulkollan® pad for CFP11W	310567886	5450248808091
Vulkollan® pad for CFP13W	310535021	5450248770916
Vulkollan® pad for CFP14W	310535023	5450248770930
Vulkollan® pad for CFP16W	310535022	5450248770923
Vulkollan® pad for CRP21	310567887	5450248808107



# NOTES



**NORTON**

SAINT-GOBAIN

**clipper®**

# FLOOR SAWS

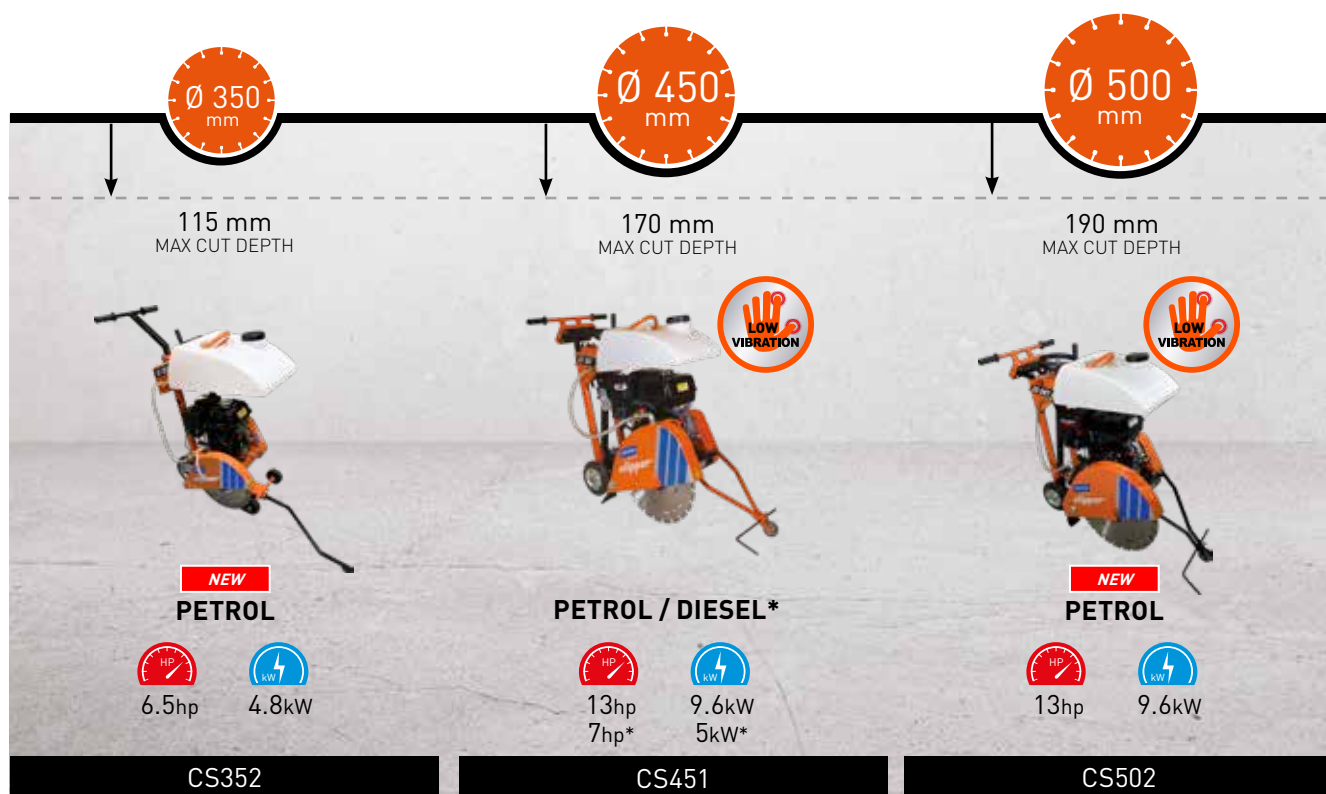
The Norton Clipper floor saw range has a wide range of blade diameters, motor options and powers to suit all applications from small road repairs to airfield worksites. Use Norton Clipper diamond blades for optimal results.















## PETROL / DIESEL



## PETROL / DIESEL

Ø 500 mm	Ø 500 mm	Ø 600 mm	Ø 700 mm
190 mm MAX CUT DEPTH	190 mm MAX CUT DEPTH	225 mm MAX CUT DEPTH	275 mm MAX CUT DEPTH
			
<b>NEW</b> <b>PETROL</b>	<b>DIESEL</b>	<b>PETROL</b>	<b>NEW</b> <b>PETROL</b>
13hp 9.6kW	13hp 9.6kW	15hp 20kW	22.1 hp 16.5kW
CS1-500	CSB1		CS700

## ELECTRIC

Ø350 mm	Ø350 mm	Ø450 mm	Ø800 mm
115 mm MAX CUT DEPTH	125mm MAX CUT DEPTH	170mm MAX CUT DEPTH	320mm MAX CUT DEPTH
			
<b>NEW</b> <b>BATTERY</b>	<b>400V 3~</b>	<b>400V 3~</b>	<b>400V 3~</b>
2.4hp 1.8kW 72v	7.5hp 5.5kW	7.5 hp 5.5kW	10hp 7.5kW
CS352 B	CS451ET	CS451E	CS7,5



NEW

## CS352

## FEATURES &amp; BENEFITS

- Compact design to help with storage when space is limited.
- Large diameter rear wheels that are coated with hard rubber, giving the machine stability and sturdiness.
- Easy to use cutting depth adjuster keeps the operator in control at all times.
- Lifting hook for easy transportation.
- Emergency stop button.



## PRODUCT DATA

Item No.	70184632007	Power source	Petrol	Water tank capacity (removable)	25l
EAN	5450248810704	Motor type	HONDA GX200	Tool speed RPM	2800min <sup>-1</sup>
		Power	4.8kW (6.5 PS)	Starter	Recoil
		Blade x bore	Ø 350 x 25.4mm	Raise and lower	Manual
		Max. cutting depth	115 mm	Propelling	Push
		Dimensions (L x W x H)	900 x 520 x 970mm	Hand Arm Vibrations	5.56m/s <sup>2</sup>
		Weight	69kg	Sound power / pressure level	100dB(A) / 84dB(A)



6.5hp

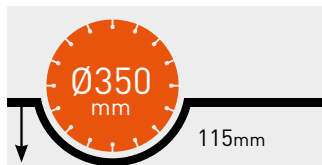


4.8kW



PETROL

## PRODUCT FEATURES



MAX CUT DEPTH



ADJUSTABLE HANDLE HEIGHT



EMERGENCY BUTTON



LIFTING HOOK AND REMOVABLE WATER TANK

## DIAMOND BLADE RECOMMENDATIONS FOR CS352



Substrate / material	BETON	SILENCIO	ASPHALT	ALL MATERIALS
Recommended product	EXTREME BETON	EXTREME BETON SILENCIO	EXTREME ASPHALT	PRO 4X4 EXPLORER
Diameter	350mm	350mm	350mm	350mm
Bore	25.4mm	25.4mm	25.4mm	25.4mm
Item No.	70184647790	70184628997	70184694537	70184602093
Page reference	33	32	66	52



NEW

CS352 B



The Norton Clipper CS352 B is a compact battery powered floor saw perfect to use for small cutting jobs like road repairs.

- The high-performance battery-powered brushless Honda motor combined with a Honda battery pack, ensures consistent and reliable performance every time.
- Generates no exhaust fumes while working and can thus be used indoors.
- The robust and durable design makes this machine perfect for heavy-duty applications.
- Adjustable handle height offers comfortable and ergonomic operation.
- The 'One battery fits all' solution allows use of the same battery on all Norton Clipper battery powered machines.

## PRODUCT DATA

Item No.	70184632546*	Power source	Electric	Tool speed RPM	2750min <sup>-1</sup>
EAN	5450248821915	Motor type	Honda eGX	Raise and lower	Manual
		Power	Battery - 72V / 1.8kW (2.4hp)	Propelling	Pushed
		Blade x bore	Ø 350 X 25.4mm	Hand Arm Vibrations	1.99m/s <sup>2</sup>
		Max. cutting depth	115mm	Weight	75kg
		Dimensions (L x W x H)	900 x 520 x 970mm		
		Water tank capacity	25l		



2.4hp



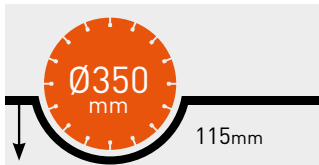
1.8kW



72v

## PRODUCT FEATURES

\*BATTERY UNIT AND CHARGER SOLD SEPARATELY



MAX CUT DEPTH



BATTERY B720: 310568970



RAPID CHARGER C700: 310590883

## DIAMOND BLADE RECOMMENDATIONS FOR CS352 B



Substrate / material	BETON		ASPHALT	
Recommended product	EXTREME BETON		PRO ASPHALT 2	
Diameter	300	350	300mm	350mm
Bore	25.4mm	25.4mm	25.4mm	25.4mm
Item No.	70184647788	70184647790	70184631579	70184631580
Page reference	33	33	67	67

# CS451 LOW VIBRATION

- Vibration-absorbing handlebars reduce the intensity of hand-arm vibrations experienced by the operator and therefore extends working exposure time.
- Handlebars have height adjustment settings to suit the individual user.
- High capacity (25 litres) water tank allows wet-cutting even when working away from a water source.
- Well balanced due to optimised weight distribution.
- Features a cutting depth indicator helping to monitor the depth of cut



## CS451 P13

Item No.	70184628433
EAN	5450248397601



13 hp



9.6kW



PETROL

Power source	Petrol
Motor type	HONDA GX390 Cyclonic
Power	9.6kW (13 hp)
Blade x bore	Ø 450 x 25.4mm
Max. cutting depth	170mm
Dimensions (L x W x H)	1180 x 538 x 1040mm
Water tank capacity (removable)	25l
Tool speed RPM	2573min <sup>-1</sup>
Starter	Recoil
Raise and lower	Manual
Propelling	Push
Hand Arm Vibrations	2.8m/s <sup>2</sup>
Sound power / pressure level	105dB (A) / 88dB (A)
Weight	112kg

## CS451 D7

Item No.	70184629089
EAN	5450248399049



7 hp



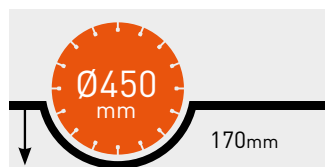
5kW



DIESEL

Power source	Diesel
Motor type	HATZ 1B30
Power	5kW (7 hp)
Blade x bore	Ø 450 x 25.4mm
Max. cutting depth	170mm
Dimensions (L x W x H)	1180 x 538 x 1040mm
Water tank capacity (removable)	25l
Tool speed RPM	2573min <sup>-1</sup>
Starter	Recoil
Raise and lower	Manual
Propelling	Push
Hand Arm Vibrations	4.7m/s <sup>2</sup>
Sound power / pressure level	110dB (A) / 91dB (A)
Weight	120kg

## PRODUCT FEATURES



MAX CUT DEPTH



LOW VIBRATION HANDLEBAR



CUT DEPTH INDICATOR



CYCLONE AIR FILTER

## DIAMOND BLADE RECOMMENDATIONS FOR CS451



Substrate / material	BETON	SILENCIO	ASPHALT	ALL MATERIALS
Recommended product	EXTREME BETON	EXTREME BETON SILENCIO	EXTREME ASPHALT	PRO 4X4 EXPLORER
Diameter	450mm	450mm	450mm	450mm
Bore	25.4mm	25.4mm	25.4mm	25.4mm
Item No.	70184602363	70184631020	70184694912	70184602096
Page reference	33	32	66	52





NEW

## CS502 LOW VIBRATION



- Vibration-absorbing handlebars reduce the intensity of hand-arm vibrations experienced by the operator and therefore extends working exposure time.
- Handlebars have height adjustment settings to suit the individual user.
- High capacity (25 litres) water tank allows wet-cutting even when working away from a water source.
- Well balanced due to optimised weight distribution.
- Allows blades up to 500mm for more flexibility
- Emergency stop button
- Features a cutting depth indicator helping to monitor the depth of cut

## PRODUCT DATA

Item No.	70184631994
EAN	5450248810209

Power source	Petrol
Motor type	HONDA GX390 Cycl.
Power	9.6kW (13hp)
Blade x bore	Ø 500 x 25.4mm
Max. cutting depth	190mm
Dimensions (L x W x H)	1250 x 538 x 1090mm
Weight	113kg

Water tank capacity	25l
Tool speed RPM	2573min <sup>-1</sup>
Starter	Recoil
Propelling	Push
Raise and lower	Manual
Hand Arm Vibrations	2.8m/s <sup>2</sup>
Sound power / pressure level	105dB(A) / 89dB(A)



13HP

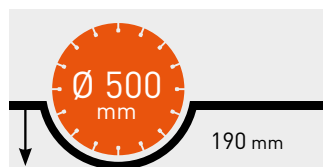


9.6kW



PETROL

## PRODUCT FEATURES



MAX CUT DEPTH



LOW VIBRATION HANDLEBAR



CUTTING DEPTH INDICATOR



CYCLONE AIR FILTER

## DIAMOND BLADE RECOMMENDATIONS FOR CS502



Substrate / material	SILENCIO	ASPHALT	ALL MATERIALS
Recommended product	EXTREME BETON SILENCIO	EXTREME ASPHALT	PRO 4X4 EXPLORER
Diameter	500 mm	500 mm	500 mm
Bore	25.4 mm	25.4 mm	25.4 mm
Item No.	70184630416	70184694913	70184602097
Page reference	32	66	52



NEW

## CS1-500

- The heavy-duty jig welded steel frame makes this machine robust, hardwearing and reliable.
- Hand wheel and endless screw depth control system for quick, easy and accurate setting.
- Blade shaft is mounted on a greased-for-life pillow block bearings for easy maintenance.
- Water flow control system on both sides of the blade for optimised performance.
- High capacity (70 litres) water tank allows wet cutting even when working away from a water source.
- Cutting depth indicator for easy monitoring during operation.
- Parking brake to secure the machine when not in use.
- Includes an emergency stop push button.



## PRODUCT DATA

Item No.	70184632006	Power source	Petrol	Water tank capacity	70ltrs
EAN	5450248810698	Motor type	HONDA GX390 Cycl.	Tool speed RPM	2550min <sup>-1</sup>
		Power	9.6kW (13 hp)	Starter	Recoil
		Blade x bore	Ø 500 x 25.4mm	Raise and lower	Manual
		Max. cutting depth	190mm	Propelling	Push
		Dimensions (L x W x H)	1050 x 580 x 990mm	Hand Arm Vibrations	4.22m/s <sup>2</sup>
		Weight	140kg	Sound power / pressure level	105dB(A)/89dB(A)



13HP

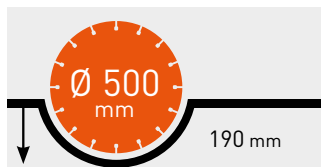


9.6kW



PETROL

## PRODUCT FEATURES



MAX CUT DEPTH




CUTTING DEPTH INDICATOR



PARKING BRAKE



CYCLONE AIR FILTER

DIAMOND BLADE  
RECOMMENDATIONS  
FOR CS1 500

Substrate / material	SILENCIO	ASPHALT	ASPHALT <b>NEW</b>	ALL MATERIALS
Recommended product	<b>EXTREME BETON SILENCIO</b>	<b>EXTREME ASPHALT</b>	<b>PRO ASPHALT II</b>	<b>PRO 4X4 EXPLORER</b>
Diameter	500 mm	500 mm	500 mm	500 mm
Bore	25.4 mm	25.4 mm	25.4 mm	25.4 mm
Item No.	70184630416	70184694913	70184631995	70184602097
Page reference	32	66	67	52

# CSB1 P21



- The welded steel frame is heavy-duty and durable.
- A removable water tank ensures that the machine can be used even when away from a water source.
- Automatic forward propulsion means the machine is easy to use and manoeuvre by the operator.
- Manually or hydraulically adjusting the blade's height using the controls enables the operator to achieve greater precision in controlling the cut depth.

## PRODUCT DATA

Item No.	70184645495	Power source	Petrol	Water tank capacity	Optional (25l accessory)
EAN	5450248530794	Motor type	HONDA GX630	Tool speed RPM	1775min <sup>-1</sup>
		Power	15kW (20hp)	Starter	Electric
		Blade x bore	Ø600 x 25.4mm	Raise and lower	Manual hydraulic
		Max. cutting depth	225mm	Propelling	Automatic
		Dimensions (L x W x H)	1200 x 600 x 1100mm	Hand Arm Vibrations	3.35m/s <sup>2</sup>
		Weight	240kg	Sound power / pressure level	107 dB(A)/89 dB(A)



20 hp



15 kW



PETROL

## PRODUCT FEATURES



MAX CUT DEPTH



CONTROL BOX



MANUAL OR HYDRAULIC RAISE & LOWER THE BLADE



REMOVABLE WATER TANK (OPTIONAL)

## DIAMOND BLADE RECOMMENDATIONS FOR CSB1 (PETROL)

Substrate / material	BETON	ASPHALT	ASPHALT <span>NEW</span>
Recommended product	EXTREME BETON	EXTREME ASPHALT 10	PRO ASPHALT II
Diameter	600mm	600mm	600mm
Bore	25.4mm	25.4mm	25.4mm
Item No.	70184601691	70184603293	70184631996
Page reference	33	66	67



# CSB1 D13\*

- The manual hydraulic raising/lowering function gives the operator greater control and accuracy over their process.
- Built-in water tank provides wet cutting autonomy in isolated locations.
- The lifting eye is located on the machine to simplify loading and transporting.
- Durable high-resistance wheels equipped with sealed heavy-duty bearings ensure a seamless and precise cutting experience.



\* Available on request

## PRODUCT DATA

Item No.	70184613925
EAN	5450248142829

Power source	Diesel
Motor type	HATZ 1D81 Z
Power	9.6kW (13 hp)
Blade x bore	Ø 500 x 25.4mm
Max. cutting depth	190mm
Dimensions (L x W x H)	1200 x 600 x 1040mm
Weight	255kg
Water tank capacity	40l
Tool speed RPM	1950min <sup>-1</sup>
Starter	Crank
Raise and lower	Manual hydraulic
Propelling	Automatic
Hand Arm Vibrations	5.08m/s <sup>2</sup>
Sound power / pressure level	114dB(A) /101dB(A)



13 hp



9.6kW



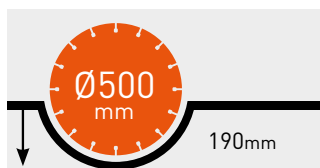
DIESEL

## KIT FOR 600MM BLADE GUARD



Item No.	310005876
EAN	5450248129226

## PRODUCT FEATURES



MAX CUT DEPTH



BUILT-IN WATER TANK



MANUAL OR HYDRAULIC RAISE  
& LOWER THE BLADE



BUILT-IN LIFTING EYE

## DIAMOND BLADE RECOMMENDATIONS FOR CSB1 (DIESEL)



Substrate / material	BETON	SILENCIO	ASPHALT	ALL MATERIALS
Recommended product	EXTREME BETON	EXTREME BETON SILENCIO	EXTREME ASPHALT	PRO 4X4 EXPLORER
Diameter	500mm	500mm	500mm	500mm
Bore	25.4mm	25.4mm	25.4mm	25.4mm
Item No.	70184601690	70184630416	70184694913	70184602097
Page reference	33	32	66	52



NEW

## CS700

## FEATURES &amp; BENEFIT

- Adjustable handles offering an ergonomic working position.
- Automated forward and backward motion ensures the utmost user comfort.
- Electro-hydraulic raising/lowering of the blade for a precise setup of the cutting depth.
- The cutting depth indicator facilitates effortless monitoring of the cut depth.
- Possibility to mount the blade on the left or on the right side of the machine for more flexibility.
- A removable water tank ensures that the machine can be used even when away from a water source.
- Includes an emergency stop button.

## PRODUCT DATA

Item No.	70184632548
EAN	5450248821939

Power source	Petrol
Motor type	HONDA GX690
Power	16.5kW (22.1HP)
Blade x bore	Ø700 x 25.4mm
Max. cutting depth	275mm
Dimensions (L x W x H)	1270 x 795 x 1050mm
Weight	300kg

Water tank capacity	25l
Tool speed RPM	1850min <sup>-1</sup>
Starter	Electric
Raise and lower	Electro-hydraulic
Propelling	Automatic
Hand Arm Vibrations	6.4m/s <sup>2</sup>
Sound power / pressure level	118.1dB(A) / 98.1dB(A)



22.1HP



16.5kW



PETROL

## PRODUCT FEATURES



MAX CUT DEPTH

ELECTRO-HYDRAULIC  
RAISING/LOWERING SYSTEM

CUTTING DEPTH INDICATOR

POSSIBILITY TO MOUNT THE BLADE  
ON THE LEFT OR RIGHT SIDEDIAMOND BLADE  
RECOMMENDATIONS  
FOR CS700

Substrate / material	BETON <b>NEW</b>	ASPHALT <b>NEW</b>
Recommended product	PRO BETON SOFT II	PRO ASPHALT II
Diameter	700mm	700mm
Bore	25.4mm	25.4mm
Item No.	70184633217	70184632649
Page reference	35	67

# CS451 E & ET LOW VIBRATION



- Vibration absorbing handlebars that reduce the intensity of hand-arm vibrations experienced by the operator and increases working time.
- The handle height is adjustable to satisfy a spectrum of cutting depths with precision. This is further enhanced by the continuous depth control feature.
- Suitable for wet and dry cutting with the water hose connector and dust extraction port.



CS451 ET BLADE GUARD



## CS451 E

Item No. 70184601973  
EAN 5450248716822



7.5hp



5.5kW



400V 3~

Supply Voltage / Power	400V 3~ / 5.5kW (7.5hp)
Fuse/Generator	16A / 14kVA
Blade x bore	Ø 450 x 25.4mm
Max. cutting depth	170mm
Dimensions (L x W x H)	1160 x 512 x 990mm
Water tank capacity (removable)	25l
Tool speed RPM	2850min <sup>-1</sup>
Starter	Electric
Raise and lower	Manual
Propelling	Push
Hand Arm Vibrations	<2.5m/s <sup>2</sup>
Sound power / pressure level	94dB (A) / 80dB (A)
Weight	105kg

## CS451 ET

Item No. 70184601972  
EAN 5450248716815



7.5hp



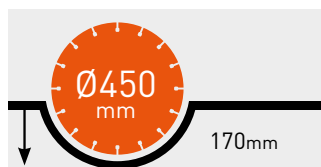
5.5kW



400V 3~

Supply Voltage / Power	400V 3~ / 5.5kW (7.5hp)
Fuse/Generator	16A / 14kVA
Blade x bore	Ø 350 x 25.4mm
Max. cutting depth	125mm
Dimensions (L x W x H)	1160 x 512 x 990mm
Water tank capacity (removable)	N/A
Tool speed RPM	2850min <sup>-1</sup>
Starter	Electric
Raise and lower	Manual
Propelling	Push
Hand Arm Vibrations	<2.5m/s <sup>2</sup>
Sound power / pressure level	94dB (A) / 80dB (A)
Weight	105kg

## PRODUCT FEATURES



MAX CUT DEPTH  
CS451 E



TWIN BLADE MOUNTING  
(CS451 E ONLY)



MAX CUT DEPTH  
CS451 ET



WATER HOSE CONNECTOR  
(CS451 E ONLY)

## DIAMOND BLADE RECOMMENDATIONS FOR CS451 E & ET

Substrate / material	BETON	SILENCIO	ASPHALT	ALL MATERIALS
Recommended product	EXTREME BETON	EXTREME BETON SILENCIO	EXTREME ASPHALT	PRO 4X4 EXPLORER
CS451 E				
Blade x Bore	450 x 25.4mm	450 x 25.4mm	450 x 25.4mm	450 x 25.4mm
Item No.	70184602363	70184631020	70184694912	70184602096
CS451 ET				
Blade x Bore	350 x 25.4mm	350 x 25.4mm	350 x 25.4mm	350 x 25.4mm
Item No.	70184647790	70184628997	70184694537	70184602093
Page reference	33	32	66	52



# CS7,5 E

- Electrical motor provides a clean, emission free, low noise, and low vibration solution. The motor is also removable to help with storage in confined areas.
- Tough, heavy-duty steel frame that is built to last.

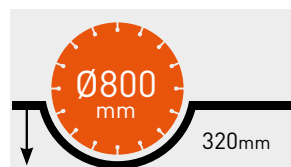


## PRODUCT DATA

Item No.	70184623924	Supply Voltage / Power	400V 3~ / 7.5kW (10hp)	Tool speed RPM	1460min <sup>-1</sup>
EAN	5450248333623	Fuse/Generator	16A / 19 kVA	Starter	Electric
		Blade x bore	Ø 800 x25.4mm	Raise and lower	Manual
		Max. cutting depth	320mm	Propelling	Push
		Dimensions (L x W x H)	1270 x 580 x 1000mm	Hand Arm Vibrations	4.86m/s <sup>2</sup>
		Weight	118kg	Sound power / pressure level	94dB (A) / 80dB (A)



## PRODUCT COMPARISON



MAX CUT DEPTH



ADJUSTABLE HANDLE



DEPTH CONTROL HAND WHEEL




WATER HOSE CONNECTOR

## DIAMOND BLADE RECOMMENDATIONS FOR CS7,5 E

Substrate / material	BETON
Recommended product	EXTREME BETON
Diameter	800mm
Bore	25.4mm
Item No.	70184601693
Page reference	33

## FLOOR SAW ACCESSORIES AVAILABLE ON PAGE 172





# FLOOR SAW ACCESSORIES

## CS352 P6,5

DESCRIPTION	ITEM No.	EAN
4 - Front wheel (x1)	310560763	5450248799405
5 - Rear wheel (x1)	310574261	5450248818083
Belts	310006076	5450248136446

## CS451 P13 & CS502 P13

DESCRIPTION	ITEM No.	EAN
1 - Kit for twin blade mounting (18mm)	310357954	5450248446507
4 - Front wheel (x2)	510101401	5450248552536
5 - Rear wheel (x2)	510101399	5450248552512
Belts	310349309	5450248398875

## CS1-500 P13

DESCRIPTION	ITEM No.	EAN
4 - Front wheel (x2)	310461922	5450248595717
5 - Rear wheel (x2)	310461921	5450248595700
Belts	310574543	5450248818656

## CSB1 D13

DESCRIPTION	ITEM No.	EAN
2 - Kit for 600mm blade guard	310005876	5450248129226
4 - Front wheel (x1)	310004260	5450248071839
5 - Rear wheel (x1)	310004873	5450248108047
Belts	310005852	5450248128892
Ventilator belt	310004178	5450248068969

## CS451 D7

DESCRIPTION	ITEM No.	EAN
1 - Kit for twin blade mounting (18mm)	310357954	5450248446507
4 - Front wheel (x2)	510101401	5450248552536
5 - Rear wheel (x2)	510101399	5450248552512
Belts	310360982	5450248525097

## CSB1 P21

DESCRIPTION	ITEM No.	EAN
Kit guard + pulleys for Ø350mm (CSB1 P21)	310006678	5450248176725
3 - Kit water tank	310419088	5450248534402
4 - Front wheel (x1)	310004260	5450248071839
5 - Rear wheel (x1)	310004873	5450248108047
Belts	310031861	5450248442622
Ventilator belt	310004455	5450248081760

## SPEEDY CART

DESCRIPTION	ITEM No.	EAN
6 - Water tank 11l	310521698	5450248755494

## CS352 B

DESCRIPTION	ITEM No.	EAN
4 - Front wheel (x1)	310560763	5450248799405
5 - Rear wheel (x1)	310574261	5450248818083
Belt	310589599	5450248832256



## NOTES





**NORTON**

SAINT-GOBAIN

***clipper***

# HANDHELD CUT-OFF SAWS

The Norton Clipper cut-off saws are available for 300 and 350mm blades, with standard or automatic oil and fuel mixing system (iLube).

Use with Norton Clipper diamond blades for best results.





## CP514 RANGE



125mm  
MAX CUT DEPTH



**PETROL /WITH iLUBE®**



5.4hp



4kW

**CP514 350 / WITH iLUBE®**



**POWERFUL**  
**4kW**  
**5,4HP**  
power in a compact design

# CP514



## USER-FRIENDLY

- Electronic carburetor allows an easy three step engine start. No more choke or half-throttle set-up.
- Easy stopping: just press the red button!
- Five spring anti-vibration system.
- Back-end handle and enhanced weight balance.
- iLube®: No more worrying about two stroke fuel mixtures. Just fill with regular fuel and two stroke oil.

## LONG-LIFE & LOW MAINTENANCE

- Easy semi-automatic belt tensioning.
- Multi-stage air filter with pulsating air streams. Fitted with external rocker wheel to prevent filters from clogging.
- Magnesium blade guard for extra safety and lighter weight. Nikasil-coated cylinder and heavy-duty starter rope for longer life.
- V-belt for driving cutting blade.
- Tank caps with over-tightening protection.

### CP514 350

### CP514 350 iLUBE®

Item No.	70184647562	70184647564
EAN	5450248563129	5450248563136
Power	4.0kW / 5.4hp	4.0kW / 5.4hp
Max. blade x bore	Ø 350 x 20 / 25.4mm	Ø 350 x 20 / 25.4mm
Max. cutting depth	125mm	125mm
Rotation speed (RPM)	4450min <sup>-1</sup>	4450min <sup>-1</sup>
Petrol + oil	≥ 92 RON +2%	≥ 92 RON + iLube® Automatic Mix
Water cooling	✓	✓
Sound power / pressure level	108dB (A) / 98dB (A)	108dB (A) / 98dB (A)
Dimensions	430 x 267 x 775mm	430 x 267 x 775mm
Weight	10.4kg	10.5kg

The Norton Clipper handheld cut-off saws are covered by a 6 month commercial warranty, from the date of sale. Warranty conditions are detailed in the instruction manual.

## DIAMOND BLADE FOR CP512 & CP514



Substrate / Material	BETON	SILENCIO	UNIVERSAL	NATURAL STONE	ALL MATERIALS
Recommended Product	EXTREME BETON	EXTREME BETON SILENCIO	EXTREME UNIVERSAL TURBO	EXTREME GRANITE	PRO 4X4 EXPLORER
CP514	Blade x Bore	350 x 20mm	350 x 20mm	350 x 25.4mm	350 x 20mm
	Item No.	70184647789	70184611427	70184601174	70184602091
Page reference	33	32	38	62	52



# ACCESSORIES & SPARE PARTS



## ACCESSORIES

DESCRIPTION	ITEM No.	EAN
1 - 10l pressure water tank (metal)	310464031	5450248684640
2 - 35l electric water tank	310464029	5450248684633
3 - 11l pressure water tank (plastic)	310521698	5450248755494
4 - Speedy cart	70184602496	5450248731412

## SPARE PARTS

DESCRIPTION	ITEM No.	EAN
Air filter	510107009	5450248568469
Kit of 10 air filters	510107010	5450248568476
Belt	510106974	5450248568377
Carburetor repair kit (incl. instructions)	510112803	5450248582267
Starter rope	510129769	5450248720232
Return spring	510129754	5450248720225



**Clipper's Tip**

FOR MORE INFORMATION  
ON QUICK FIX SEE PAGE 38















# DRILLING RIGS

The Norton Clipper drilling range is comprised of rig mounted drill motors for drilling up to diameters of 400mm. Use with Norton Clipper core bits for optimal results.









## DRILL RIGS

MAXIMUM CORE DIAMETER	MAXIMUM CORE DIAMETER	MAXIMUM CORE DIAMETER
		
		
		
		
CDR 133	CDR 163	CDR 253





## DRILL RIGS

MAXIMUM CORE DIAMETER	MAXIMUM CORE DIAMETER	MAXIMUM CORE DIAMETER
 <p>Ø340 mm</p>	 <p>Ø354 mm</p>	 <p>Ø380 mm</p>
		
 <p>23.4kg</p>	 <p>53 &amp; 55kg</p>	 <p>23.9kg</p>
 <p>0-45°</p>	 <p>0-45°</p>	 <p>0-45°</p>
CDR 353	CDP ROBO 301 & 351	CDR353 + SPACER



# CDR 133/163

Aluminium drill stand combining rigidity, precision and ease of use. Accurate and smooth drilling guide of four high performance nylon rolls. Easily accessible guiding wheels for wear compensation adjustment.

- Made from a lightweight yet durable aluminium column.
- Left or right mounted, multi-purpose drive lever that is ideal for use in confined spaces and can be used for levelling and locking screws.
- Spirit level and roll guided carriage ensure accuracy throughout.
- Ring mounting motor collar for quick and easy mounting without the need for additional tools.
- Pre-mounted rig allows the operator to use the equipment straight from the box.



CDR 133

CDR 163

Ø 130 / 160mm



8.9-9.6kg



600mm

0 - 45°

## CDR 133

Item No.	310468576
EAN	5450248690726

## CDR 163

Item No.	310468577
EAN	5450248690733


## PRODUCT DATA CDR 133

Diam. Max	130mm
Hub	600mm
Column	Aluminium
Column section	45 x 60mm
Base	Dowel + vacuum
Base dimensions	230 x 380mm
Height	910mm
Weight	8.9kg
Bit guide	No
Motor mounting plate	Ring 60mm
Carriage	Aluminium
Carriage Guiding system	Rolls
Carriage handle	Yes
Carriage travel	1:1
Braces	No
Tilting	0-45°
Spirit level	No
Transport wheels	No

## PRODUCT DATA CDR 163

Diam. Max	160mm
Hub	600mm
Column	Aluminium
Column section	45 x 60mm
Base	Dowel + vacuum
Base dimensions	280 x 460mm
Height	850mm
Weight	9.6kg
Bit guide	No
Motor mounting plate	Ring 60mm
Carriage	Aluminium
Carriage Guiding system	Rolls
Carriage handle	Yes
Carriage travel	1:1
Braces	Yes
Tilting	0-45°
Spirit level	No
Transport wheels	No

## PRODUCT FEATURES



ALUMINIUM COLUMN.



SPIRIT LEVEL.



CARRIAGE GUIDING SYSTEM BY ROLLS.



# CDR 253/353

Aluminium drill stand combining rigidity, precision and ease of use. Accurate and smooth drilling guide of four high performance nylon rolls. Easily accessible guiding wheels for wear compensation adjustment.

- Made from a lightweight yet sturdy aluminium column, which is built to last.
- Roll-guided carriage for a high degree of accuracy in drill guiding.
- Multi-purpose drive lever which can be used for levelling and locking screws.
- Standard motor mounting fixture fits to most drilling motors on the market.
- Pre-mounted rig allows the operator to use the equipment straight from the box.



CDR 253

CDR 353

Ø 250/380mm



13-23.9kg



600-690mm

0 - 45°

## CDR 253

## CDR 353

## CDR 353 + SPACER

Item No.	310468578	310468581	310468581 + 310472133
EAN	5450248690740	5450248690757	-

Diam. Max	250mm	340mm	380mm
Hub	600mm	690mm	690mm
Column	Aluminium	Aluminium	Aluminium
Column section	50 x 60mm	70 x 70mm	70 x 70mm
Base	Dowel + vacuum	Dowel + vacuum	Dowel + vacuum
Base dimensions	350 x 540mm	370 x 550mm	370 x 550mm
Bit guide	No	Yes	Yes
Motor mounting plate	Plate included	Plate included	Plate included
Carriage	Aluminium	Aluminium	Aluminium
Carriage Guiding system	Rolls	Rolls	Rolls
Carriage handle	Yes	Yes	Yes
Carriage travel	01:01	1:1 + 2:1	1:1 + 2:1
Braces	Yes	Yes	Yes
Tilting	0-45°	0-45°	0-45°
Spirit level	Yes	Yes	Yes
Transport wheels	Yes	Yes	Yes
Height	970mm	1080mm	1080mm
Weight	13kg	23.4kg	23.9kg

## PRODUCT FEATURES



SIMPLE LEVEL ADJUSTMENT WITH 4 SCREWS ON BASE.



2 DIFFERENT REPORT/RATIO ON THE CDR353 CARRIAGE FOR AN EASY HANDLE.



TRANSPORT WHEELS.



LEFT AND RIGHT MOUNTING DRIVE LEVER.



METALLIC RIGID POINTER (CDR353).



# CDP ROBO 301 & 351

Norton Clipper ROBO 301 and 351 are our compact and lightweight petrol drilling machines that enable you to work with drills featuring 1 1/4" connection or 3 holes.

Both ROBO 301 and 351 sets include motor, motor frame, exhaust fumes hose (petrol motor), fixing strap and stake, 10l water tank and tools.

- High stroke allowing the use of drills with 1 1/4" connection or 3 holes.
- Continuous column angle setting up to 45° offering multiple potential positions.
- Heavy-duty frame provides stability even when working in a trench.
- Compact and lightweight so that the product can be used in areas where space is limited.



\*Available in electric version with drill motor CDM 354 (see page 205)

	CDP ROBO 301	CDP ROBO 351
Item No.	70184608349	70184608350
EAN	5450248771708	5450248771715
Motor	Honda 4 stroke 1.5kW	Honda 4 stroke 1.5kW
Hub	500mm	500mm
Diameter Range	100 - 300mm	100 - 354mm
RPM min	400	400
Weight	53kg	55kg
Angular Adjustment	until 45°	until 45°

## PRODUCT FEATURES



EASY TO USE FIXING STRAP TO DRILL EVERYWHERE ON THE PIPE.



CUT AT 45°.



FOR USING IN TRENCH AND CONFINED SPACE ENVIRONMENTS.



**Clipper's Tip**

FOR OPTIMAL RESULTS, USE **PRO CB BETON ROBO SOFT** (PAGE 81)



CONNECTION: 3-HOLE FLANGE



# ACCESSORIES

## DRILL RIGS

ACCESSORIES	ITEM No.	EAN
1 - Differential switch 30mA (PRCD)	310005608	5450248124146
2 - Submerged water pump	310006044	5450248138686
3 - Quick release anchor set [CDR253/353/403]	310003976	5450248049418
3 - Quick release anchor set [CDR133/163]	310389142	5450248472209
4 - Bronze ring	310004317	5450248074434
5 - Dowel installation tool	310387451	5450248467113
6 - Rawl dowel (25p)	310006879	5450248189879
8 - Fixing dowel M12 (10p)	310004562	5450248089995
9 - Tie-bar anchor rod for rawl dowel	310006977	5450248190042
10 - Drill SDS 15mm	310005211	5450248117223
11 - 10l pressure water tank (metal)	310464031	5450248684640
12 - 11l pressure water tank (plastic)	310521698	5450248755494
13 - Water tank 35l with electrical pump	310464029	5450248684633
14 - Centering device for CDM163/203 - core bit length of 300mm	310387448	5450248467076
14 - Centering device for CDM163/203 - core bit length of 450mm	310387449	5450248467083

WATER COLLECTING RINGS	ITEM No.	EAN
15 - Water collector CDR133/163 max diam. 130mm	310470303	5450248694526
15 - Water collector CDR163/253 max diam. 180mm	310477208	5450248702832
15 - Water collector CDR353 max diam. 300mm	310470304	5450248694533


SPARE SEALS	ITEM No.	EAN
16 - CDR133/163 diam. 130mm	310477210	5450248702849
16 - CDR163/253 diam. 180mm	310477211	5450248702856
16 - CDR353 diam. 300mm	310477212	5450248702863

VACUUM BASE	ITEM No.	EAN
17 - CDR133	310474123	5450248703112
17 - CDR163	310470435	5450248697268
17 - CDR253	310474124	5450248703129
17 - CDR353	310474125	5450248703136

SPACER AND MOUNTING RINGS	ITEM No.	EAN
18 - Spacer plate for CDR353 to increase capacity from d350 to d400mm	310472133	5450248695196
19 - Ring 60mm for mounting handheld motors on rig	510124969	5450248700449



# ACCESSORIES





# ACCESSORIES



## CDP ROBO

ACCESSORIES	ITEM No.	EAN
1 - 10l pressure water tank (metal)	310464031	5450248684640
2 - Exhaust pipe (length : 3m 30)	510136894	5450248737391
3 - Fixing stakes (x2)	510136997	5450248737407
4 - Tool kit	310391934	5450248493631
6 - Water tank 35l	310464029	5450248684633
7 - 11l pressure water tank (plastic)	310521698	5450248755494
8 - Foot plates with rolls	310508732	5450248736097



# ACCESSORIES



## ADAPTORS

ACCESSORIES	ITEM No.	EAN
1 - 1 1/4" UNC Female x R 1/2" Fem	310004570	5450248090823
2 - 1 1/4" UNC Male x R 1/2" Male	310004558	5450248089537
3 - 1 1/4" UNC Male x Hilti DDBU	310006712	5450248180968
4 - 1 1/4" UNC + 1/2" Fem x Hilti DDBI	310007181	5450248202264
5 - R 1/2" Male x R 1/2" Male	310012389	5450248238768
6 - SDS Male x R 1/2" Male	310012391	5450248238782
7 - 3 holes flange x 1 1/4" UNC Fem	310004594	5450248094111
8 - 3 holes flange x 1 1/4" UNC Male	310004595	5450248094128

## EXTENSIONS

ACCESSORIES	LENGTH	ITEM No.	EAN
9 - 1 1/4" UNC Fem x 1 1/4" UNC Male	100mm	310004577	5450248092001
9 - 1 1/4" UNC Fem x 1 1/4" UNC Male	200mm	310004571	5450248090939
9 - 1 1/4" UNC Fem x 1 1/4" UNC Male	300mm	310004574	5450248091196
9 - 1 1/4" UNC Fem x 1 1/4" UNC Male	500mm	310004575	5450248091202
9 - R 1/2" Fem x R 1/2" Male	100mm	310004610*	5450248095262
10 - R 1/2" Fem x R 1/2" Male	200mm	310004578	5450248092018
10 - R 1/2" Fem x R 1/2" Male	300mm	310004572	5450248090946
10 - R 1/2" Fem x R 1/2" Male	500mm	310004576	5450248091219

\* Available on request

# ACCESSORIES



## DRILL RIGS CONNECTORS

ACCESSORIES	ITEM No.	EAN
1 - Dust swivel 1/2" Male-Female	310389028	5450248471806
2 - SDS Adaptor Pack	310011357	5450248234883
3 - HEX Adaptor	310011349	5450248230397
4 - SDS Adaptor	310011354	5450248230434
4 - 10mm A Taper Masonry Drill	310011347	5450248372776
5 - Ejector Drift	310011351	5450248372721

## M16 DRILLING

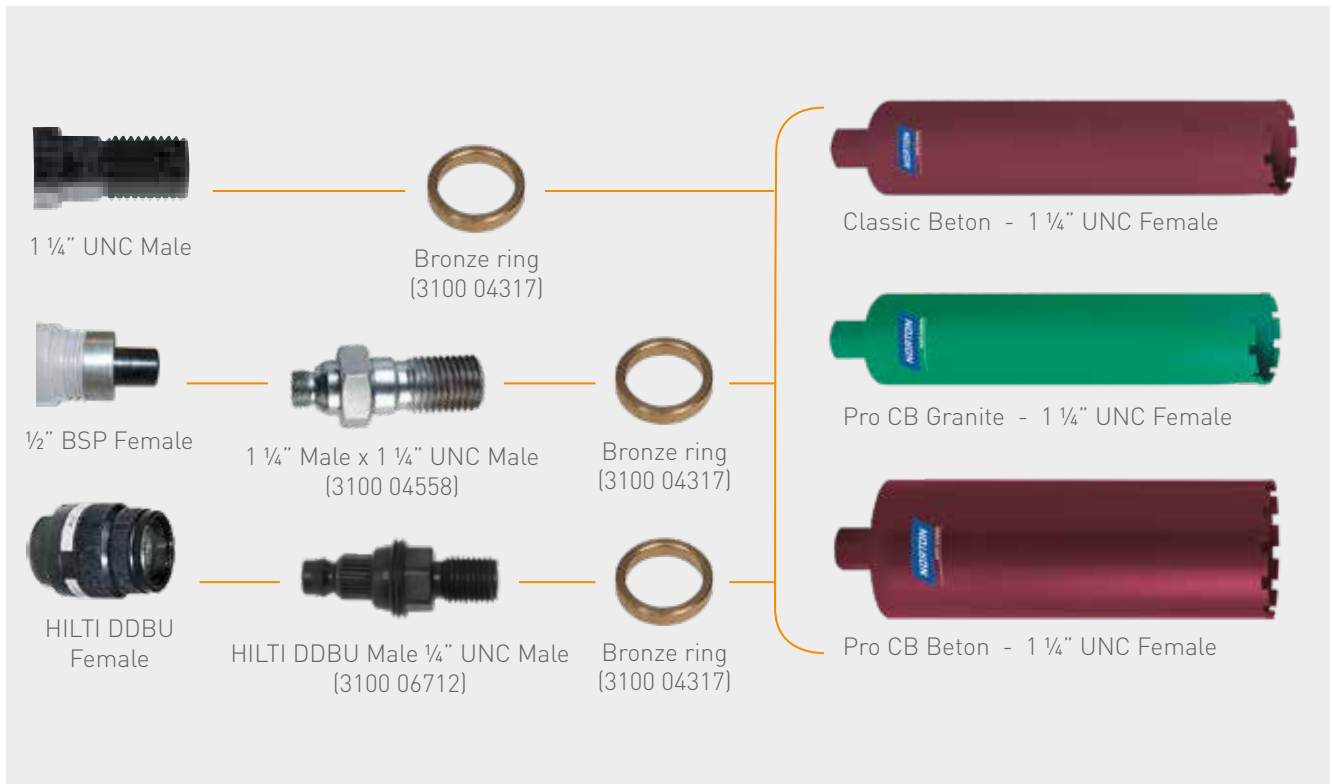
ACCESSORIES	ITEM No.	EAN
6 - Pilot drill Ø6mm	310003973	5450248049234
7 - Connector-Hex M16 for tapered pilot drill Ø6mm	310003974	5450248049241
8 - Connector SDS M16 for tapered pilot drill Ø6mm	310005899	5450248149880
9 - SDS connector with screw M16 for Ø6mm drill	310005898	5450248149873





# CONNECTIONS

## WET HANDHELD DRILLING WITH COREBIT 1 1/4" UNC FEMALE

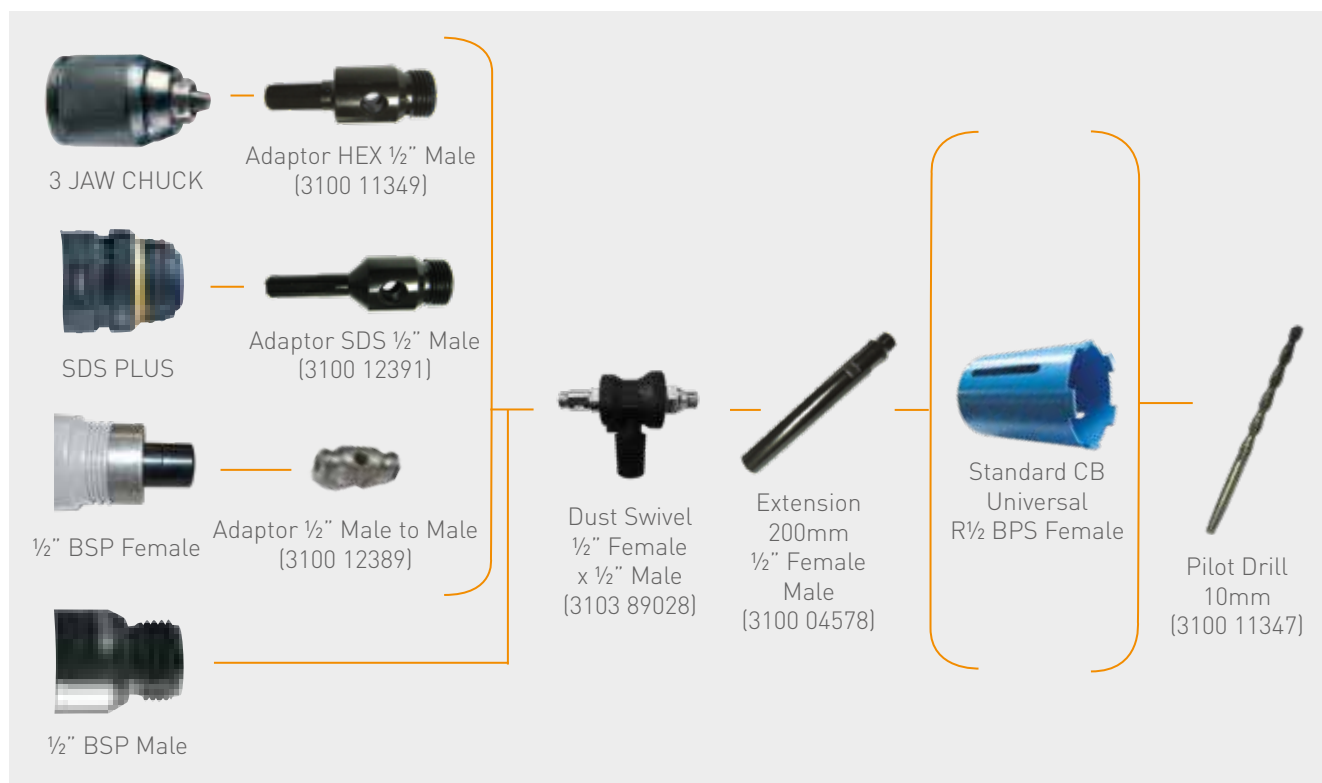


## WET HANDHELD DRILLING WITH COREBIT R 1/2 BSP MALE




# CONNECTIONS

## DRY HANDHELD DRILLING WITH COREBIT R $\frac{1}{4}$ BSP FEMALE



## DRY HANDHELD DRILLING M16 FEMALE



## NOTES





































# POWER FLOATS

The Norton Clipper Power Float range is made of machines with blade diameters of 600 to 1110mm. Power Floats are the ideal tool for finishing small to large areas of concrete screed.



 Ø600 BLADE ROTATION Ø (mm)		 Ø600 BLADE ROTATION Ø (mm)		 Ø900 BLADE ROTATION Ø (mm)
				
 65kg		 62kg		 69kg
<b>ELECTRIC</b>		<b>PETROL</b>		<b>PETROL</b>
 3hp		 2.2kW		 2.4hp
 2.2kW		 4hp		 1.8kW
		 72v		 6.5hp
				 4.8kW
CT 601		CT601 B		CT 901 MP

 Ø900 BLADE ROTATION Ø (mm)		 Ø1110 BLADE ROTATION Ø (mm)
		
 81kg		 110kg
<b>PETROL</b>		<b>PETROL</b>
 6.5hp		 9hp
 4.8kW		 6.6kW
 3hp		
 2.2kW		
CT 901 HP		CT 1201

# CT601



- Mechanical blade pitch control ensures accuracy and helps deliver the perfect surface finish.
- Operator safety is assured by the aluminium guard rings and dead man's handle.

## CT601 MP

Item No.	70184629945
EAN	5450248439998



4hp



2.9kW



PETROL

Included tools	Finishing blades and pan
Power Source	Petrol
Power	2.9kW (4hp)
Motor Type	HONDA GX 120
Supply Voltage	-
Fuse / Generator	-
Blade rotation diameter (clockwise)	600mm
Guard ring diameter	620mm
Distance to wall	10mm
Pitch control	Mechanical
Hand Arm Vibrations	< 2.5m/s <sup>2</sup>
Sound power / pressure level	93dB(A) / 81dB(A)
Dimensions (L x W x H)	1560 x 650 x 1060mm
Weight (without pans)	62kg


## PRODUCT FEATURES



LIFTING HOOK



BLADE SAFETY GUARD




FOLDABLE MACHINE ARM



DISTANCE TO WALL: 10mm

## ACCESSORIES CT601

1



DIMENSIONS  
L x L (mm)

2



FIXING THREAD

3



SPACING

ITEM No.

EAN

1 - Floating plate / pan	Ø1200	Mechanical stop	-	310369499	5450248440406
2 - Floating blades (set of 4)	460 x 255	Clamp	-	310369497	5450248440376
5 - Feet skates (set of 2)	-	-	-	310004551	5450248089063





NEW

CT601 B



The Norton Clipper CT601 B is a compact battery powered power float.

- The high-performance battery powered brushless Honda motor combined with a Honda battery pack, ensures consistent and reliable performance every time.
- Battery powered means no exhaust fumes on the worksite.
- The robust and durable design makes this machine perfect for heavy-duty applications.
- Mechanical blade pitch control and adjustable rotating speed, enabling fine-tuned accuracy for a perfect finish every time.
- The 'One battery fits all' solution allows use of the same battery on all Norton Clipper battery powered machines.



## PRODUCT DATA

Item No.	70184632582*
EAN	5450248822813

Included tools	Finishing blades and pan
Power Source	Electric
Power	1.8kW (2.4hp)
Motor Type	Honda eGX
Supply Voltage	Battery - 72V
Blade rotation ø (clockwise)	600mm

Guard ring diameter	620mm
Distance to wall	10mm
Pitch control	Mechanical
Hand Arm Vibrations	< 2.5m/s <sup>2</sup>
Dimensions (L x W x H)	560 x 650 x 1060mm
Weight (without pans)	69kg



2.4hp



1.8kW



72v

## PRODUCT FEATURES



BATTERY B720: 310568970



RAPID CHARGER C700: 310590883

\*BATTERY UNIT AND CHARGER SOLD SEPARATELY

# CT901 MP



- Welded heavy steel frame makes the CT901 capable of withstanding the rigours of regular use.
- Mechanical blade pitch control ensures accuracy and helps deliver the perfect surface finish.
- Dead man's handle and safety guard rings ensure user safety, whilst providing the operator with good visibility of the blades at all times.

## PRODUCT DATA

Item No.	70184629948	Included tools	Finishing blades	Guard ring diameter	950mm
EAN	5450248440499	Power Source	Petrol	Distance to wall	25mm
		Power	4.8kW (6.5hp)	Pitch control	Mechanical
		Motor Type	HONDA GX200	Hand Arm Vibrations	< 2.5m/s <sup>2</sup>
		Supply Voltage	-	Sound power / pressure level	94dB(A)/85dB(A)
		Fuse / Generator	-	Dimensions (L x W x H)	1980 x 950 x 1060mm
		Blade rotation ø (clockwise)	900mm	Weight (without pans)	75kg



6.5hp




4.8kW




PETROL

## PRODUCT FEATURES



HANDLING OF THE MACHINE



ADJUSTABLE AND FOLDABLE



BLADES SAFETY GUARD RINGS

## ACCESSORIES CT901 MP / CT901 HP / CT901HP ME

1



2



3



4



5



6



7



DIMENSIONS  
L x L (mm)

FIXING THREAD

SPACING

ITEM No.

EAN

1 - Floating plate / pan	Ø900	Mechanical stop	-	310004546	5450248088967
2 - Floating blades (set of 4)	355 x 250	Clamp	-	310403131	5450248512547
3 - Finishing blades (set of 4)	355 x 150	M8	122	310403132	5450248512554
4 - Combination blades (set of 4)	330 x 200	M8	127	310004541	5450248088745
5 - Finishing blades with moving nut (set of 4)	330 x 150	M8	82-160	310004564	5450248090472
6 - Combination blades with moving nut (set of 4)	330 x 200	M8	82-160	310004565	5450248090489
7 - Feet skates (set of 2)	-	-	-	310004551	5450248089063



# CT901 HP

- Heavy-duty jig welded steel frame provides the machine with robustness and high reliability.
- Dead man handle helps to ensure user safety.
- Blade safety guard rings protect the user from accidental injury whilst maintaining good visibility.
- Hydraulically blades pitch control helps the operator achieve a perfect surface finish.
- Foldable and height adjustable arm enables easy transport and storage of the machine.



## CT901 HP

Item No. 70184602675

EAN 5450248736394



6.5hp



4.8kW



PETROL

Included tools	Finishing blades
Power Source	Petrol
Power	4.8kW (6.5hp)
Motor Type	HONDA GX200
Supply Voltage	-
Fuse / Generator	-
Blade rotation ø (clockwise)	900mm
Guard ring diameter	950mm
Distance to wall	25mm
Pitch control	Hydraulic
Hand Arm Vibrations	< 2.5m/s <sup>2</sup>
Sound power / pressure level	94dB(A)/85dB(A)
Dimensions (L x W x H)	1980 x 950 x 1060mm
Weight (without pans)	81kg

## CT901 ME HP

Item No. 70184608598

EAN 5450248776598



3hp



2.2kW



400v

Included tools	Finishing blades
Power Source	Electric
Power	2.2 W (3 hp)
Supply Voltage	400 V 3~
Fuse / Generator	10A / 16kVA
Blade rotation ø (clockwise)	900mm
Guard ring diameter	950mm
Distance to wall	25mm
Pitch control	Hydraulic
Hand Arm Vibrations	< 2.5m/s <sup>2</sup>
Sound power / pressure level	92dB(A)/82dB(A)
Dimensions (L x W x H)	1980 x 950 x 1060mm
Weight (without pans)	81kg

## PRODUCT FEATURES



ROBUST AND RELIABLE



DEAD MAN HANDLE



SAFETY GUARD RINGS



HYDRAULIC BLADES  
PITCH CONTROL



FOLDABLE AND HEIGHT  
ADJUSTABLE ARM



# CT1201



- Welded heavy steel frame makes the CT1201 capable of withstanding the rigours of regular use.
- Mechanical blade pitch control ensures accuracy and helps deliver the perfect surface finish.
- Dead man's handle and safety guard rings ensure user safety, whilst providing the operator with good visibility of the blades at all times.

## PRODUCT DATA

Item No.	70184629953	Included tools	Finishing blades	Distance to wall	40mm
EAN	5450248440512	Power Source	Petrol	Pitch control	Mechanical
		Power	6.6kW (9hp)	Hand Arm Vibrations	< 2.5m/s <sup>2</sup>
		Motor Type	HONDA GX 270	Sound power / pressure level	96dB(A) / 87dB(A)
		Blade rotation ø (clockwise)	1110mm	Dimensions (L x W x H)	2120 x 1190 x 1025mm
		Guard ring diameter	1190mm	Weight (without pans)	110kg



9hp



6.6kW



PETROL

## PRODUCT FEATURES



DEAD MAN'S HANDLE



REMOVABLE LIFTING EYE




HANDLING OF THE MACHINE



ADJUSTABLE & FOLDABLE MACHINE ARM

## ACCESSORIES CT1201



	DIMENSIONS L x L (mm)	FIXING THREAD	SPACING	ITEM No.	EAN
1 - Floating plate / pan	Ø1200	Mechanical stop	-	310369499	5450248440406
2 - Floating blades (set of 4)	460 x 255	Clamp	-	310369497	5450248440376
3 - Finishing blades (set of 4)	455 x 152	M8	158	310369485	5450248440246
4 - Combination blades (set of 4)	450 x 200	M8	158	310369496	5450248440369
5 - Feet skates (set of 2)	-	-	-	310004551	5450248089063

## NOTES

[illegible]



# CUTTING DISCS & GRINDING WHEELS

The Norton Clipper range of cutting discs and grinding wheels for portable and fixed machines provide outstanding performance on many building and construction materials.







## CUTTING DISCS & GRINDING WHEELS FOR CORDLESS & CONVENTIONAL RIGHT ANGLE GRINDERS



### MULTI-PURPOSE



TYPE 27



Cut, grind and surface finish all materials with one single product. No wheel changes are needed when working with different applications and materials. Wheels dedicated for cordless machines have been developed to give minimal resistance when in use. The free cutting action absorbs less energy from the battery.

**CORDLESS**



TYPE	DIA Ø (mm)	TxB (mm)	SPECIFICATION	PK QTY	ITEM No.	EAN
27	115	2.2x22.23	C46P-BF27	25	66253371533	5900442855174
	125	2.2x22.23	C46P-BF27	25	66253371534	5900442855181



### MULTI-PURPOSE



TYPE 41



The Multi-Purpose cutting disc produces less dust, less noise and a precise, straight cut on all materials including metal-inox, stone, aluminium, PVC, ceramics and tiles. One product for all installation jobs.

**CORDLESS**



TYPE	DIA Ø (mm)	TxB (mm)	SPECIFICATION	PK QTY	ITEM No.	EAN
41	115	1.0x22.23	C60T-BF41	25	66253371455	5900442853521
		1.0 x 22.23	C60T-BF41	10	66252839907	5903112905568
		1.6x22.23	C46T-BF41	25	66253371456*	5900442853545
	125	1.0x22.23	C60T-BF41	25	66253371501	5900442854528
		1.6x22.23	C46T-BF41	25	66253371502	5900442854542
	230	1.9x22.23	C46T-BF41	25	66253371504	5900442854566

\* Made to order



## MULTI-PURPOSE



TYPE 27




This multi-purpose grinding disc is a staple product for working on a range of materials. Suitable for grinding stone, steel, stainless steel, tiles, and PVC. Prevents to need to keep changing discs when working on multiple applications.

TYPE	DIA Ø (mm)	TxB (mm)	SPECIFICATION	PK QTY	ITEM No.	EAN
27	115	6.4x22.23	C30R-BF27	10	66252846698	5903112942716
	125	6.4x22.23	C30R-BF27	10	66252846700	5903112942723
	230	6.4x22.23	C30R-BF27	10	66252846701	5903112942730



## 123 - METAL-INOX



TYPE 27



Cutting, light grinding and surface finishing with one single product. No wheel changes are needed when working with different applications. Provides an excellent and uniform finish for metal-inox applications.

**CORDLESS**




TYPE	DIA Ø (mm)	TxB (mm)	SPECIFICATION	PK QTY	ITEM No.	EAN
27	115	2.2x22.23	A46S-BF27	25	66253371523	5900442854795
	125	2.2x22.23	A46S-BF27	25	66253371524	5900442854801






## METAL-INOX



TYPE 41



Straight cutting disc providing long life, durability and high material removal for metal and metal-inox applications. Free from iron, sulphur and chloride, the disc eliminates contamination when cutting. Ideal for cutting sheet metal and studs.



TYPE	DIA Ø (mm)	TxB (mm)	SPECIFICATION	PK QTY	ITEM No.	EAN
41	115	1.0x22.23*	A60S-BF41	25	66253371505	5900442854610
		1.6x22.23*	A46S-BF41	25	66253371506	5900442854627
		2.5x22.23	A30S-BF41	25	66253371507	5900442854634
	125	1.0x22.23*	A60S-BF41	25	66253371508	5900442854641
		1.6x22.23*	A46S-BF41	25	66253371509	5900442854658
		2.5x22.23	A30S-BF41	25	66253371510	5900442854665
	180	2.5x22.23	A30S-BF41	25	66253371512	5900442854689
	230	1.9x22.23	A46S-BF41	25	66253371513	5900442854696
		2.5x22.23	A30S-BF41	25	66253371514	5900442854702



CORDLESS

TYPE	DIA Ø (mm)	TxB (mm)	SPECIFICATION	PK QTY	ITEM No.	EAN
41	115	1.0x22.23*	A60S-BF41 SET**	10***	66252845192	5903112911880
	125	1.0x22.23*	A60S-BF41 SET**	10***	66252845193	5903112911897


\*CORDLESS

\*\* One metal can/set include 10 pcs Metal-Inox discs

\*\*\* Minimum order quantity 10 metal cans/sets



## METAL-INOX



TYPE 42



This depressed centre cutting disc provides longer life and high material removal for steel and stainless steel applications. The steel-inox disc is free from iron, sulphur and chloride, eliminating contamination when cutting.



- Extension of our cordless range introducing the 0,8mm thick cut off disc
- Ideal for the growing market of cordless angle grinders
- Fast and effortless, it saves time and machine energy
- Cuts without burrs, burns and with less dust
- Ideal to work inside as it is quieter and makes less sparks

TYPE	DIA Ø (mm)	TxB (mm)	SPECIFICATION	PK QTY	ITEM No.	EAN
42	115	0.8x22.23	A60Z-BF42	25	66252849196	8719362298100
	125	0.8x22.23	A60Z-BF42	25	66252849197	8719362298124

TYPE	DIA Ø (mm)	TxB (mm)	SPECIFICATION	PK QTY	ITEM No.	EAN
42	115	3.2x22.23	A30S-BF42	25	66253371515	5900442854719
	125	3.2x22.23	A30S-BF42	25	66253371516	5900442854726
	230	3.2x22.24	A30S-BF42	25	66253371518	5900442854740


\* Made to order





## CUTTING DISCS & GRINDING WHEELS FOR CORDLESS & CONVENTIONAL RIGHT ANGLE GRINDERS

### METAL-INOX



TYPE 27



These depressed centre grinding wheels provide longer life and high material removal for metal and metal-inox applications. Free from iron, sulphur and chloride, eliminating contamination when grinding.

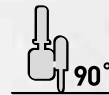
TYPE	DIA Ø (mm)	TxB (mm)	SPECIFICATION	PK QTY	ITEM No.	EAN
27	115	6.4x22.23	A 30 P-BF27	10	66253371519	5900442854757
	125	6.4x22.23	A 30 P-BF27	10	66253371520	5900442854764
	230	6.4x22.23	A 30 P-BF27	10	66253371522	5900442854788



### STONE



TYPE 41



Straight cutting discs for angle grinders. With silicon carbide grains; the stone cutting wheel produces less dust, noise and material loss as well as a precise cut.

TYPE	DIA Ø (mm)	TxB (mm)	SPECIFICATION	PK QTY	ITEM No.	EAN
41	115	2.5x22.2	C 30 R-BF41	25	66252839627	5900442898614
	125	2.5x22.2	C 30 R-BF41	25	66252839628	5900442898621
	180	2.5x22.2	C 30 R-BF41	25	66252839629	5900442898638
	230	3.2x22.2	C 30 S-BF41	25	66252832262	5900442881142
		2.5x22.2	C 30 R-BF41	25	66252839630	5900442898645



### STONE



TYPE 27



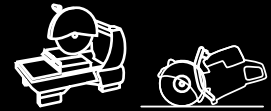
Depressed centre grinding wheels for angle grinders with silicon carbide grains; the stone grinding wheels provide longer life and high material removal.

TYPE	DIA Ø (mm)	TxB (mm)	SPECIFICATION	PK QTY	ITEM No.	EAN
27	125	6.0x22.2	C 30 R-BF27	10	66252839632*	5900442898669
	180	6.0x22.23	C 30 R-BF27	10	66252839633*	5900442898676
	230	6.0x22.23	C 30 R-BF27	10	66252839634	5900442898683

\* Made to order







## METAL



TYPE 41



Extra reinforced demolition blades for petrol saw cutting machines.

TYPE	DIA Ø (mm)	TxB (mm)	SPECIFICATION	M/S	PK QTY	ITEM No.	EAN
41	300	3.5x20.0	A 24 R-BF41	80	10	66253371693	5900442854818
		3.5x25.4	A 24 R-BF41	80	10	66253371526	5900442854825
	350	4.0x20.0	A 24 R-BF41	100	10	66253371527	5900442854832
		4.0x25.4	A 24 R-BF41	100	10	66253371528	5900442854849
	400	4.0x20.0	A 24 R-BF41	100	10	66253371529	5900442854856



## STONE



TYPE 41



Straight cutting discs for petrol saws. Sharp silicon carbide abrasive optimises cutting on stone and brick. This wheel provides longer life, quick and straight cutting.

TYPE	DIA Ø (mm)	TxB (mm)	SPECIFICATION	M/S	PK QTY	ITEM No.	EAN
41	350	4.0x20.0	C 24 R-BF41	100	10	66252832265*	5900442881173
		4.0x25.4	C 24 R-BF41	100	10	66252832266*	5900442881180

\* Made to order



## METAL




TYPE 41



For light, low horsepower portable machines. Designed with finer grit and soft grade for cutting denser materials like metal bars, tubes and pipes with reinforcements.

TYPE	DIA Ø (mm)	TxB (mm)	SPECIFICATION	M/S	PK QTY	ITEM No.	EAN
41	350	3.0x25.4	A 36 P-BF41	80	10	66253371530*	5900442854863

\* Made to order



## MULTIPURPOSE



TYPE 41



Straight cutting discs for petrol saws. Sharp silicon carbide grains optimises cutting all materials including carbon steel, stone, aluminium, PVC, ceramics and tiles. This wheel provides longer life and quick and straight cutting.

TYPE	DIA Ø (mm)	TxB (mm)	SPECIFICATION	M/S	PK QTY	ITEM No.	EAN
41	300	3.5x20	C 24 R-BF41	80	10	66252845495	5903112917578



## PASS ON THIS LEAFLET TO THOSE USING THE ABRASIVE PRODUCT

The recommendations contained in this leaflet should be followed by all users of abrasive products in the interest of their personal safety

### GENERAL PRINCIPLES OF SAFETY

#### ABRASIVE PRODUCTS IMPROPERLY USED CAN BE VERY DANGEROUS.

- Always follow the instructions provided by the abrasive product and machine supplier.
- Ensure that the abrasive product is suitable for its intended use. Examine all abrasive products for damage or defects before mounting.
- Follow the correct procedures for handling and storage of abrasive products.

Be aware of the hazards likely during the use of abrasive products and observe the recommended precautions to be taken:

- Bodily contact with the abrasive product at operating speed.
- Injury resulting from product breakage during use.
- Grinding debris, sparks, fumes and dust generated by the grinding process.
- Noise.
- Vibration.

Use only abrasive products conforming to the highest standards of safety. The following EN standards provide the essential safety requirements for relevant abrasives products.

- EN12413 for Bonded Abrasives.
- EN13236 for Superabrasives.
- EN13743 for Specific Coated Abrasives (vulcanised fibre discs, flap wheels, flap discs and spindle-mounted flap wheels).

Never use a machine that is not in good working order or one with defective parts.

Employers should carry out a risk assessment on all individual abrasive processes to determine the appropriate protective measures necessary. They should ensure that their employees are suitably trained to carry out their duties.

This leaflet is only intended to provide basic safety recommendations. For more detailed information on the safe use of abrasive products, reference to our comprehensive Safety Codes is strongly recommended.

These are available from FEPA or your National Trade Association:

- FEPA Safety Code for Bonded Abrasives and Precision Superabrasives.
- FEPA Safety Code for Superabrasives for Stone and Construction.
- FEPA Safety Code for Coated Abrasives.

### PRECAUTIONS AGAINST LIKELY HAZARDS

#### NOISE

- Ear protection complying with EN352 is recommended for all applications where the workpiece or machine is hand-held, irrespective of the noise level.
- Ensure that the correct abrasive product is selected. An unsuitable product can produce excessive noise.

#### VIBRATION

- Processes where the workpiece or machine is hand-held can cause vibration injury.
- Action needs to be taken if tingling, pins and needles or numbness is experienced after 10 minutes of continuous use of the abrasive product.
- The effects of vibration are more pronounced in cold conditions, so keep the hands warm and exercise hands and fingers regularly. Use modern equipment with low vibration levels.
- Maintain all equipment in good condition and stop the machine and have it checked if excessive vibration occurs.
- Use good quality abrasive products and keep them in good condition during their life.
- Maintain mounting flanges and back-up pads in good condition and replace if worn or distorted.
- Do not grip the workpiece or machine too tightly, and do not exert excessive pressure on the abrasive product.
- Avoid continuous use of the abrasive product.
- Use the correct product. An unsuitable product can produce excessive vibration.
- Don't ignore the physical symptoms of vibration - seek medical advice.

#### BODILY CONTACT WITH THE ABRASIVE PRODUCT

- Always take great care and attention when using abrasive products. Tie back long hair and do not wear loose clothing, ties and jewellery.
- Prevent accidental start-up of the machine before mounting or changing an abrasive product. Isolate machines from their power source where necessary.
- Never remove guards from machines where fitted, and ensure they are in good condition and properly adjusted before starting the machine.
- Always use gloves and suitable clothing where the workpiece or machine is hand-held. For gloves, a minimum protection level of EN 388 Category 2 is recommended.
- After switching off the machine, ensure the product has come to rest before leaving the machine unattended.

#### IMPORTANT NOTICE

Every effort has been made to ensure that all information supplied in this leaflet is accurate and up to date. We cannot accept, however, responsibility for any error or omission, nor for any consequential loss or damage so arising [E & OE].

© FEPA ISSUE June 2015

### INJURY CAUSED BY PRODUCT BREAKAGE

- Always handle abrasives with great care; they are easily damaged. Examine all products for defects or damage before use.
- Store abrasives in dry, frost-free conditions, avoiding wide variations in temperature. Ensure they are properly protected and supported to prevent damage and distortion.
- Coated abrasives should be stored at 18-22° C, 45-65% relative humidity.
- Abrasive belts should be hung on a rod or peg not less than 50mm diameter.
- Never use an abrasive product beyond its expiry date where marked. Observe the recommended shelf life for the following specific products; Resinoid and Shellac products three years, Rubber products five years, Vitrified products ten years.

#### • Check abrasive products or packaging for any warnings or other safety information:



Not permitted for hand-held machines



Not permitted for wet grinding



Not permitted for face grinding



Do not use if damaged



Only permitted with a back-up pad



Only permitted for wet cutting



Read the instructions



Wear eye protection



Wear hearing protection



Wear gloves



Wear a respirator



Only permitted for use on totally enclosed machines

- Ensure that the correct abrasive product is selected. Never use a product if it cannot be properly identified.
- Follow the instructions provided by the abrasive product or machine supplier when mounting abrasive products. Observe any mounting indications marked on the product, such as direction of run or mounting position.
- Never force the abrasive product onto the mounting fixture or modify it to fit.
- Never exceed the maximum operating speed where specified.
- Check that the correct mounting devices are used and that they are undistorted, clean and free from burrs.
- Use mounting blotters where supplied.
- Do not tighten the mounting device excessively.
- After mounting or re-mounting an abrasive product, conduct a trial run at operating speed with the guard in place for at least 30 seconds, standing clear of the machine before use.
- Never remove guards from machines where fitted and ensure they are in good condition and properly adjusted.
- Ensure that the workpiece is secure and properly supported. Ensure that work rests are properly adjusted and secure.
- Never start the machine with the workpiece in contact with the abrasive product.
- Never apply excessive force or shock to the abrasive product or let it overheat.
- Do not grind on the part of the product that is not designed for the operation. Avoid grinding with the edge of abrasive belts, use the centre of the belt if possible.
- Avoid clogging and uneven wear to ensure that the abrasive product is working efficiently. Dress the abrasive frequently where appropriate.
- Let the abrasive product stop naturally, not by applying pressure to its surface.
- Turn off and spin out excess coolant before stopping the machine.
- Do not leave abrasive belts under tension when not in use.

#### GRINDING DEBRIS - SPARKS, DUST AND FUMES

- Exposure to grinding debris can cause lung damage and other physical injuries.
- All dry grinding processes should be provided with adequate extraction facilities.
- Do not use abrasive products near flammable materials.
- The use of respirators complying with EN149 is recommended for dry grinding processes even if extraction systems are provided.
- Guards where provided, should be adjusted to deflect sparks and debris away from the operator. Take additional measures to protect people working nearby.
- Eye protection is recommended for all machine applications for abrasives. For hand-held machines, goggles or full-face shields with a minimum protection level of EN166 Grade B are recommended.
- Ensure that the correct abrasive product is selected. An unsuitable product can produce excessive debris and dust.

#### DISPOSAL OF ABRASIVES

- Used or defective abrasives should be disposed of in accordance with local or national regulations.
- Further information can be obtained from Voluntary Product Information provided by the supplier.
- Be aware that the abrasive product may be contaminated with material from the workpiece or process after use.
- Disposed abrasive products should be damaged to prevent them from being taken from waste skips and re-used.



# COATED ABRASIVES FOR HAND & MACHINE SANDING

The Norton Clipper range of abrasives for hand, machine and floor sanding has been engineered with cutting edge technology to provide professional grade and high performance abrasives that meet the most demanding requirements.





# INTRODUCTION

The Norton coated abrasive and BearTex product offering encompasses a complete range of belts, discs, rolls, sheets and flap wheels for all your polishing, welding, maintenance and repair operations needs.

This extensive product range includes products designed for all types of applications, including heavy stock removal, dimensioning, grinding, deburring, cleaning, blending, polishing and finishing operations.

## UNDERSTANDING THE PRODUCT

R	9	2	9
BACKING	PRINCIPAL ABRASIVE	COATED	RANDOM
<b>A</b> - Light Paper <b>F</b> - Fibre <b>G</b> - Heavy Paper <b>H</b> - Heavy Paper <b>K</b> - Cloth <b>Q</b> - Various (e.g. Screenback & Film) <b>R</b> - Cloth <b>S</b> - Combination <b>T</b> - Waterproof Paper <b>U</b> - Norax <b>W</b> - Special (Cork)	<b>1</b> - Aluminium Oxide <b>2</b> - Aluminium Oxide <b>3</b> - Aluminium Oxide <b>4</b> - Silicon Carbide <b>6</b> - Emery <b>7</b> - Flint <b>8</b> - Zirconia Alumina <b>9</b> - SG - Ceramic Aluminium Oxide	Odd Number - Open coat Even number - Closed coat	Differentiates different products within the same product group

### BACKING TYPES

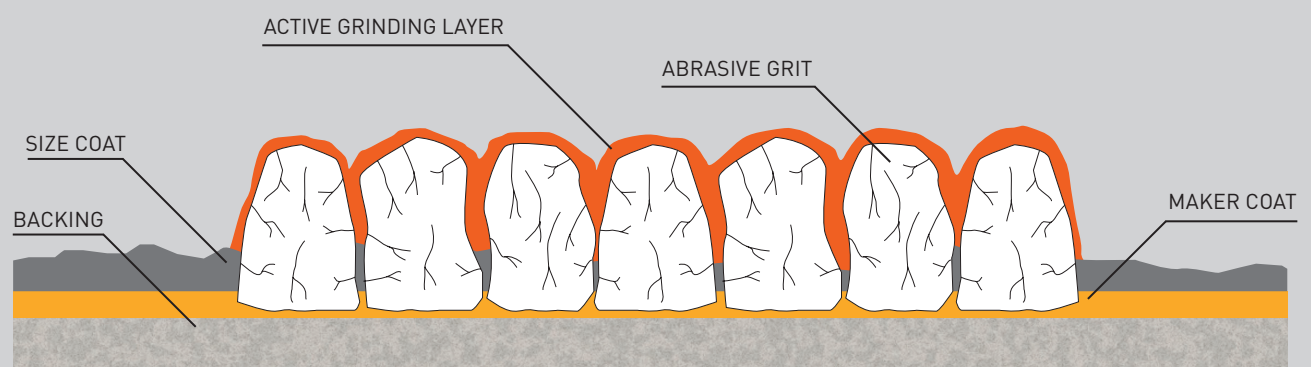
Whether paper, cloth, vulcanised fibre or polyester film, the backing must be smooth enough for a uniform adhesive coating, strong enough to withstand grinding pressures and flexible enough to conform to contours if necessary.

### ABRASIVE TYPES

The ideal abrasive grain offers maximum resistance to point wear, yet fractures before serious dulling occurs, thereby satisfying both stock removal and finishing requirements.

### ABRASIVE BONDS

There are two main types of adhesives in use, one based on animal glue, and the more common based on synthetic heat hardenable resins. The adhesive is applied with a minimum of two bonding applications. The first, or maker, coat adheres the abrasive grain to the backing, ensuring proper anchoring and orientation. After drying or curing, the second, or sizer coat is applied. The sizer adhesive, united with the maker bond, provides final grain anchoring and the proper total adhesive level for the finished product.




## ABRASIVE GRAIN DISTRIBUTION

THERE ARE TWO TYPES OF ABRASIVE GRAIN COVERAGE ON THE BACKING:

- Openly spaced distribution where between 30% and 60% of the backing is covered leaving large spaces between each abrasive grain. It is used in operations where the grinding swarf would otherwise 'load' or clog the surface, reducing cutting efficiency and shortening the coated abrasive life
- Closely packed grain distribution is where the grain completely covers the backing. The greater number of abrading points in a given area leads to faster stock removal. It is recommended where loading is not a problem and where smoother surface finishes are desired



OPEN COAT  
(1/3 LESS GRAIN THAN CLOSED)







CLOSED COAT

## NO-FIL TREATMENT

In order to provide even further resistance to loading, some open coat paper products are given a special surface treatment of zinc stearate after the sizing operation. Such products are ideal for sanding between sealer coats on furniture, sanding after primer coats on automobiles,

removing varnish from wood, and numerous other operations where conventional abrasive products fail prematurely due to loading. Norton's trademark for products utilising this treatment is No-Fil.

## ABRASIVE GRAIN TYPES

GRAIN TYPE	BOND / TOUGHNESS	STRUCTURE	PROPERTIES / WEAR PROPERTIES
<b>SILICONE CARBIDE (SIC)</b>	Very hard / less tough	Crystalline	Sharp-edged, brittle, highly friable / microwear 
<b>ALUMINIUM OXIDE</b>	Hard / tough	Crystalline, irregular	Wedge-shaped, block grain, evenwear 
<b>ZIRCONIA ALUMINA</b>	Hard / very tough	Crystalline, even	Wedge-shaped, block, drop formed grit / micro wear, self-sharpening 
<b>CERAMIC ALUMINIUM OXIDE</b>	Hard / very tough	Micro crystalline	Sharp-edged, pointed grit / microwear, self-sharpening 





## NATURAL ABRASIVES

Emery is a natural composite of corundum and iron oxide. The particles are blocky in shape and tend to cut slowly, thereby producing a polishing action on the material being abraded. Used for general maintenance and polishing of

metals and in very fine grits for highly technical polishing, such as preparing metallurgical specimens requiring very close tolerances. Emery products are black in colour.

## SYNTHETIC ABRASIVES

- Aluminium oxide is tough and well adapted to grinding high tensile materials, such as carbon steel, alloy steels, tough bronze and hardwoods. Wherever toughness (ability to resist fracturing) is the main consideration, aluminium oxide outperforms all other coated abrasive grains
- Silicon carbide is the hardest and sharpest of the minerals used in coated abrasives. Its hardness and sharpness make it the ideal abrasive for sanding non-ferrous metals (aluminium, brass, bronze, magnesium, titanium, etc.), rubber, glass, plastics, fibrous woods, enamel and other relatively soft materials. Silicon carbide is superior to any other abrasive in its ability to penetrate and cut faster under light pressure
- Zirconia alumina has a unique self-sharpening characteristic which gives it long life on rugged stock removal operations. Zirconia alumina is well-suited for heavy grinding metals and planing wood because the controlled fracturing of the grain continuously produces sharp, new abrading points
- Ceramic aluminium oxide is a long-lasting, tough, dense abrasive due to its microstructure. The extremely small micron-size particles break off during grinding, producing multiple new cutting edges. As it stays sharp, especially when used in medium and high pressure operations, it cuts at a higher rate than other abrasives. Recommended for use on forged and carbon steels, high nickel and cobalt alloys





## BACKING TYPES

Whether paper, cloth, vulcanised fibre, a combination or polyester film, the backing must be smooth enough for uniform adhesive coating, strong enough to withstand grinding pressures and flexible enough to conform to contours (if necessary). For reasons of economy, the least expensive backing compatible with the job requirements should be selected.

### PAPER

The standard paper weights used in coated abrasives are indicated by a letter code which appears immediately after the grit size on the finished product backing. Briefly stated, the lighter the backing, the greater the degree of flexibility; the heavier the backing, the greater the resistance to tearing.

#### A-WEIGHT (70gms)

Light and flexible, A-weight is used primarily for hand finishing operations both wet and dry. Grits 80 and finer.

#### C-WEIGHT (120gms)

Stronger and less flexible than A-weight. This backing is chosen for hand sanding, dry or wet, and for use on small portable power sanders. Intermediate through to fine sanding. Grits 60 through to 180.

#### D-WEIGHT (150gms)

Stronger and less flexible than C-weight. This backing is also chosen for hand sanding and for use on small portable power sanders. Coarse through to intermediate sanding. Grits 36 through to 80.

#### E-WEIGHT (220gms)

Stronger and less flexible than D-weight, this backing is used primarily on roll, belt and disc applications where high resistance to tearing is needed.

#### F-WEIGHT (300gms)

The strongest, least flexible paper backing. Used for crankshaft lapping rolls, tannery industry belts and rolls, and NorZon belts only.

### FIBRE

Fibre backings, made of multiple layers of impregnated paper, are very hard and strong, yet provide sufficient flexibility for the intended applications. 0.8mm thick fibre has the greatest strength of any backing used for coated abrasives. This backing is used on resin bonded fibre discs designed for heavy-duty portable grinding applications.

### COMBINATION

Combination backing, constructed by laminating light cloth and stiff E-weight paper, this combination is used where resistance to tearing and breaking is a requirement. Primarily utilised on products designed for chipboard/MDF sanding.

### CLOTH

Cloth backings are more durable than paper, offer greater resistance to tearing, and tolerate continual bending and flexing during use. Norton use traditional woven cloth in the manufacture of their coated abrasives. The backing has construction and finishing characteristics designed to make it ideally suited to a specific application. The standard cloth weights used in coated abrasives are indicated by a letter code which appears immediately after the grit size on the finished product backing.

#### J-WEIGHT

The lightest and most flexible cloth backing, this backing is used where finish and uniformity of the surface are more important than stock removal. Ideal for finishing, blending and where flexibility and conformity are required, such as contour work or curved surfaces.

#### X-WEIGHT

Stronger and relatively stiff when compared to J-weight, this backing is used on products designed for coarse grit stock removal applications through fine grit finishing and polishing. Consistent productivity, relatively good finishes and long product life are characteristics of products made on X-weight backings.

#### Y-WEIGHT

Stronger and more resistant to longitudinal splitting than regular drills cloth, Y-weight backing is used on products designed for severe applications, such as narrow belt grinding of hand tools and wide belts sanding of lumber and particleboard dimensioning.

### FILM

Polyester is used as the backing media for Norton's range of precision graded microfinishing products. Film backings can be used wet or dry and have excellent resistance to chemical attack, while being tear resistant and durable.





## COATED ABRASIVES FOR ECCENTRIC SANDERS

### MESHPower DISCS





An alternative to traditional perforated paper discs, Meshpower is a multifunctional abrasives designed with thousands of holes, created by the unique mesh matrix structure.

- Mesh backing enables excellent dust extraction, for a cleaner working environment and less clean up time
- No-fil® technology prevents clogging for longer product life
- Can be used wet or dry
- Self-grip backing for quick and easy disc change
- Can be used on many materials, flat and contoured surfaces, by hand or machine
- No defined hole pattern for fast, easy alignment with the back-up pad

#### CERAMIC MESHPower

Ceramic grain provide the ultimate material removal, best productivity, longest life and finest finish.

DIA Ø (mm)	GRIT	PACK QUANTITY	BOX QUANTITY	ITEM No.	EAN
 125	60	5	5	78072706114	8719362229166
	80	5	5	78072705833	8719362228435
	120	5	5	78072705834	8719362229029
	180	5	5	78072705835	8719362229036
	240	5	5	78072705836	8719362229043
 150	60	5	5	78072706115	8719362229173
	80	5	5	78072705838	8719362229067
	120	5	5	78072705840	8719362229074
	180	5	5	78072705841	8719362229081
	240	5	5	78072705842	8719362229098



### PAPER DISCS

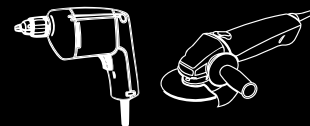


Six and eight holes sanding discs with self-grip backing for quick and easy disc changing. These sanding discs are ideal for achieving perfect results on all surface types including wood, paint and metal.

DIA Ø (mm)	GRIT	PACK QUANTITY	BOX QUANTITY	ITEM No.	EAN
 125 8 Holes	40	10	5	66261118234	3157629667644
	80	10	5	66261118236	3157629667651
	120	10	5	66261118237	3157629667675
	180	10	5	66261118238	3157629667682
 150 6 Holes	40	10	5	66261121647	5900442859592
	80	10	5	66261121648	5900442859608
	120	10	5	66261121643	5900442859585
	180	10	5	66261121649	5900442859615







## NON-WOVEN ABRASIVE RANGE

Non-woven discs have three components: strong synthetic fibre mesh, quality abrasive, and a smear-resistant adhesive. Rapid Strip discs have an open web construction for aggressive cutting action while maintaining a cool, non-loading surface. Our non-woven solutions are designed **to work on stainless steel, brass and all types of wood** and when used with a machine or by hand.




**RAPID  
STRIP**

### NEW RAPID STRIP WOOD

#### FOR ANGLE GRINDERS

Our new Norton Rapid Strip for wood is an innovative product with a new formulation of nylon fibre disc impregnated with premium aluminium oxide grit for powerful stripping.

- **LONG LIFETIME:** 30% more durable vs red Rapid Strip
- **VERY FAST RESULTS:** Great comfort without the need to apply pressure
- **EASY TO USE:** One product to strip and finish
- **PERFECT FINISH:** Ready-to-paint finish




	DIM (mm)	PACK QUANTITY	BOX QUANTITY	MAX RPM	ITEM No.	EAN
	115	1	5	12,000	5539554266	3157629964965
	125	1	5	12,000	5539554268	3157629964989

#### FOR DRILLS



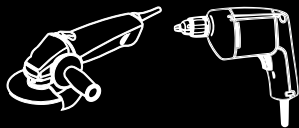
Strips indoor and outdoor furniture, chairs, benches and wooden upcycling projects, and comes with an hexagonal shaft for optimal safety and reduced vibration. Nylon fiber disc impregnated with aluminium oxide grains for powerful stripping. Ideal for hard-to-reach areas and leaves the surface ready to paint, wax or varnish.



	DIM (mm)	PACK QUANTITY	BOX QUANTITY	MAX RPM	ITEM No.	EAN
 	100 x 14	1	5	8,000	78072765072	8719362317917







## COATED ABRASIVES FOR ANGLE GRINDERS & DRILLS

### **NEW** RAPID STRIP METAL

#### FOR ANGLE GRINDERS

Very fast stripping of metal and rust ensuring a cleaned surface and excellent adhesion for subsequent processes such as coating, painting, and soldering.


- **LONG LIFETIME:** 30% more durable vs black Rapid Strip
- **VERY FAST RESULTS:** Great comfort without having to apply pressure
- **EASY TO USE:** One product to strip and finish
- **PERFECT FINISH:** Ready-to-paint finish



	DIM (mm)	PACK QUANTITY	BOX QUANTITY	MAX RPM	ITEM No.	EAN
	115	1	5	12,000	78072765073	8719362317924
	125	1	5	12,000	78072765074	8719362317931

#### FOR DRILLS

Strips rust and paint on smaller, intricate applications with an hexagonal shaft for optimal safety and reduced vibration. Nylon fibre disc impregnated with silicon carbide grains for powerful stripping. Ideal for intricate areas, curves and apertures.



	DIM (mm)	PACK QUANTITY	BOX QUANTITY	MAX RPM	ITEM No.	EAN
	100 x 14	1	5	3,000	78072765070	8719362317900

## NON-WOVEN DISCS FOR WOOD

Non-woven discs for wood are made of nylon fibres impregnated with aluminium oxide abrasive grains, for stripping paint and varnish from hardwood surfaces; it leaves the surface clean and immediately ready to paint. Ideal for use on curved and hard-to-reach areas.

	DIM (mm)	GRIT	BOX QUANTITY	ITEM No.	EAN
	115	Medium	10	66261118476	3157629668955
	125	Medium	10	66261118479	3157629668979





## NON-WOVEN DISCS FOR METAL & STONE



Non-woven discs for metal are made of nylon fibres impregnated with silicon carbide abrasive grain, for use in stripping rust from metal and cleaning stone; it leaves the surface clean and immediately ready-to-paint.

	DIM (mm)	GRIT	BOX QUANTITY	ITEM No.	EAN
	115	Coarse	10	66261118475	3157629668948
	125	Coarse	10	66261118477	3157629668962
	180	Coarse	5	66261118480	3157629668986



## FLAP DISCS



High performance zirconia grain for fast material removal and excellent finish on wood, paint and metal. Available in a range of sizes.

	DIM (mm)	GRIT	PACK QUANTITY	BOX QUANTITY	ITEM No.	EAN
	100x16	40	10	1	66261118443	3157629669471
		60	10	1	66261118464	3157629669488
		80	10	1	66261118465	3157629669495
	115x22	40	10	1	66261118466	3157629669501
		60	10	1	66261118468	3157629669518
		80	10	1	66261118469	3157629672723
	125x22	40	10	1	66261118471	3157629672730
		60	10	1	66261118472	3157629672747
		80	10	1	66261118473	3157629672754





## COATED ABRASIVES FOR ANGLE GRINDERS

### FIBRE DISCS



High performance, aggressive metal removal. Use with a back up pad.

DIA Ø (mm)	GRIT	PACK QUANTITY	BOX QUANTITY	ITEM No.	EAN
 125	36	5	5	66261118320	3157629668870
	50	5	5	66261118432	3157629667408
	80	5	5	66261118436	3157629667415



### BACK UP PAD



For use with fibre discs and semi flexible discs.

	DIA Ø (mm)	ATTACHMENT	PACK QUANTITY	BOX QUANTITY	ITEM No.	EAN
	115x22	M14	1	5	66261121553	3157629692820
	125x22	M14	1	5	66261118437	3157629668924
	180x22	M14	1	5	66261121556	3157629692837



### SEMI FLEXIBLE DISCS

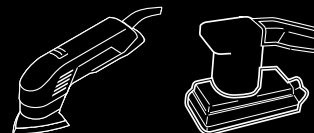


Sharp silicon carbide abrasive for use on marble, granite, concrete, fibreglass and cast iron. Use with a back-up pad.

DIA Ø (mm)	GRIT	PACK QUANTITY	BOX QUANTITY	ITEM No.	EAN
 125x22	16	1	25	66261083476	3157629062937
	24	1	25	7660719292	3157625442856
	36	1	25	7660719293	3157625442863
	60	1	25	7660719294	3157625442887
	80	1	25	7660719295	3157625442894
 180x22	16	1	25	66261083479	3157629062968
	24	1	25	7660719296	3157625442900
	36	1	25	7660719297	3157625442917
	60	1	25	7660719298	3157625442924
	80	1	25	7660719299	3157625442948









## CUT SHEETS




For use on orbital sanders, for applications from stripping to finishing on wood, paint and metal.




DIM (mm)	GRIT	PACK QUANTITY	BOX QUANTITY	ITEM No.	EAN
93x230 No holes 	40	5	5	66261137988	5900442870917
	80	5	5	66261137990	5900442870931
	120	5	5	66261137991	5900442870948
	180	5	5	66261137992	5900442870955
115x280 14 holes 	40	5	5	66261131047	5900442867511
	80	5	5	66261131048	5900442867528
	120	5	5	66261131049	5900442867535
	180	5	5	66261131050	5900442867542



## DELTA SANDING SHEETS



Delta self-gripping sheets for sanding hard-to-reach areas. Abrasive can be changed quickly and easily when stripping, sanding or finishing wood, paint or metal surfaces.

DIM (mm)	GRIT	PACK QUANTITY	BOX QUANTITY	ITEM No.	EAN
93x93x93 	40	5	5	66261131051	5900442867559
	80	5	5	66261131052	5900442867566
	120	5	5	66261131053	5900442867573
	180	5	5	66261131055	5900442867580
102x152 	40	5	5	66254435445	5903113004697
	80	5	5	66254435446	5903113004703
	120	5	5	66254435447	5903113004710
	180	5	5	66254435448	5903113004727
105x175 	40	5	5	78072719940	5903112947117
	120	5	5	78072719943	5903112947131
	180	5	5	78072719946	5903112947148



## SANDING BELTS



The belts are reversible so can be used both ways on the machine.  
Aluminium oxide grain for general purpose applications.

DIA Ø (mm)	GRIT	PACK QUANTITY	BOX QUANTITY	ITEM No.	EAN
75x533 	50	4	5	66261131034	5900442867344
	80	4	5	66261131035	5900442867351
	120	4	5	66261131038	5900442867368
100x610 	50	4	5	66261131044	5900442867382
	80	4	5	66261131045	5900442867399
	120	4	5	66261131046	5900442867405







## COATED ABRASIVES FOR HAND SANDING

### ANTI-CLOGGING SHEETS A275



The No-fil® coating reduces sanding dust build-up (clogging) on the abrasive for a longer product life and a perfect finish. Made with a light latex fibre reinforced paper backing it is very flexible, long-lasting and comfortable to use and provides complete surface smoothing and finishing on plaster, filler and varnish.

DIM (mm)	GRIT	PACK QUANTITY	BOX QUANTITY	ITEM No.	EAN
 <b>NEW</b>	115x280	80	10	66254435489	5903113004369
	120	10	10	66254435490	5903113004376
	180	10	10	66254435491	5903113004383
	240	10	10	66254435492	5903113004390
	230x280	80	5	66261118239	3157629667699
	120	5	10	66261118240	3157629667705
	180	5	10	66261118241	3157629667712
	240	5	10	66261118242	3157629667927



### ANTI-CLOGGING SHEETS A290



Made with anti-loading stearate, the A290 sanding sheet provides a good sanding performance on a range of materials and offers an increased lifetime compared to standard abrasive. Available in bulk packs of 25.

DIM (mm)	GRIT	PACK QUANTITY	BOX QUANTITY	ITEM No.	EAN
	230x280	80	25	69957370891	5903112923661
	120	25	10	69957370892	5903112923678
	150	25	10	69957370893	5903112923685
	180	25	10	69957370894	5903112923692



### SUPER FLEXIBLE SHEETS



Made with a flexible and resistant cloth backing, ideal for sanding curved or contoured surfaces on bare, painted and varnished wood. Can be torn into strips for sanding hard-to-reach areas and curves.

DIM (mm)	GRIT	PACK QUANTITY	BOX QUANTITY	ITEM No.	EAN
 <b>NEW</b>	115x280	40	10	66254435493	5903113004406
	80	10	10	66254435494	5903113004819
	120	10	10	66254435495	5903113004826
	180	10	10	66254435497	5903113004833
	230x280	40	5	66261118246	3157629667965
	80	5	10	66261118247	3157629667972
	120	5	10	66261118248	3157629667989
	180	5	10	66261121659	5900442859660





#### FSC® CERTIFICATION

Utilising responsibly sourced material and preserving natural resources is a high priority, look out for the FSC® logo next to Norton Clipper products manufactured using FSC® certified paper.



## MULTI-PURPOSE SHEETS A213


Provides good results on all surface types. With a light paper backing providing flexibility for comfortable sanding.

DIM (mm)	GRIT	PACK QUANTITY	BOX QUANTITY	ITEM No.	EAN
 <b>NEW</b>	40	10	10	66254435474	5903113004338
	80	10	10	66254435477	5903113004345
	120	10	10	66254435479	8719362367707
	180	10	10	66254435488	5903113004352
	40	5	10	66261118243	3157629667934
	80	5	10	66261118244	3157629667941
	120	5	10	66261118245	3157629667958
	180	5	10	66254438702	5903113006615



## MULTI-PURPOSE SHEETS A203F

Multipurpose sandpaper sheets with heavy paper backing and open distribution to reduce clogging.

DIM (mm)	GRIT	PACK QUANTITY	BOX QUANTITY	ITEM No.	EAN
	60	25	10	69957370884	5903112923616
	80	25	10	69957370887	5903112923623
	120	25	10	69957370888	5903112923630



## WATERPROOF SHEETS

Latex paper backing for wet and dry use, use wet for best results as the water helps to clean, lubricates and helps prevent clogging. Silicon carbide grain for high performance on metals.

DIM (mm)	GRIT	PACK QUANTITY	BOX QUANTITY	ITEM No.	EAN
	240	5	10	66261118256	3157629667996
	400	5	10	66261118257	3157629668009
	600	5	10	66261118258	3157629668016



### FSC® CERTIFICATION

Utilising responsibly sourced material and preserving natural resources is a high priority, look out for the FSC® logo next to Norton Clipper products manufactured using FSC® certified paper.







## COATED ABRASIVES FOR HAND SANDING

### SELF GRIP ROLLS

#### NEW MESH

Mesh handy rolls are the perfect anti-clogging and dust-free solution for multi-purpose applications (plaster, wood, metal, and paint). Mesh Aluminium oxide grain provides fast material removal, good productivity, and a very fine finish.

DIM (mm)	GRIT	PACK QUANTITY	BOX QUANTITY	ITEM No.	EAN
	80	1	3	66254435413	5903113004550
	120	1	3	66254435416	5903113004574
	180	1	3	66254435419	5903113004581

#### ZIRCONIA

Self-gripping roll can be used by hand, with a sanding block or a self gripping machine. An excellent multifunctional product, made with zirconium abrasive for high-performance. Can be used on all wood, paint and metal surfaces.

DIM (mm)	GRIT	PACK QUANTITY	BOX QUANTITY	ITEM No.	EAN
	40	1	3	69957311156	5900442900096
	80	1	3	69957311157	5900442900102
	120	1	3	69957311158	5900442900119
	180	1	3	69957311160	5900442900126

#### NEW YELLOW PAPER ROLL


Abrasive can be changed quickly and easily when stripping, sanding, or finishing wood, paint, or metal surfaces.

DIM (mm)	GRIT	PACK QUANTITY	BOX QUANTITY	ITEM No.	EAN
	40	1	4	66254435420	5903113004598
	80	1	4	66254435424	8719362367417
	120	1	4	66254435425	8719362367424
	180	1	4	66254435426	8719362367431



### SANDING ROLLS G131F

Sanding rolls with aluminium oxide abrasive and strong heavy paper backing for high-performance on wood, paint and metal surfaces. Use by hand or with any of the Norton Clipper sanding blocks for best results.

DIM	GRIT	PACK QUANTITY	ITEM No.	EAN
	60	1	66623377588	3157629496886
	80	1	66623377589	3157629496893
	120	1	66623377587	3157629496879



#### FSC® CERTIFICATION

Utilising responsibly sourced material and preserving natural resources is a high priority, look out for the FSC® logo next to Norton Clipper products manufactured using FSC® certified paper.



## BEARTEX HAND PADS



Made from nylon fibre, impregnated with abrasive grain, giving a three dimensional abrasive that can be used on all sides. Ideal for a number of applications, from surface preparation to finishing and cleaning of wood, paint, metal, plastics, glass and tiles.

- Heavy-duty cleaning
- Surface preparation
- Final finishing
- Cleaning

DIM (mm)	COLOUR / GRADE	PACK QUANTITY	BOX QUANTITY	ITEM No.	EAN
150x115	BROWN: MEDIUM	5	5	66261138007	3157629726259
	MAROON: EXTRA FINE	5	5	66261138006	3157629726242
	GREY: ULTRA FINE	5	5	66261138005	3157629726235
	WHITE: NON-ABRASIVE	5	5	66261138003	3157629726228



## SANDING BLOCK AND REFILLS



The ergonomic foam block is comfortable and easy to use. Ideal for use on small, flat, wooden, painted or metal surfaces. Available with and without refills. Refills can also be purchased separately.

Mesh refills are the perfect anti-clogging and dust-free solution for multi-purpose applications (plaster, wood, metal, and paint). Mesh Aluminium oxide grain provides fast material removal, good productivity, and a very fine finish.

DIM (mm)	GRIT	PACK QUANTITY	BOX QUANTITY	ITEM No.	EAN
70x125x40 	N/A	1	5	7660705180	3157620317005
70x125x40 KIT 	1 x BLOCK 2 x 40 3 x 80 2 x 120 2 x 180	1 x BLOCK 9 x REFILLS	5	66261131056	5900442867597
70x125 MESH REFILLS 	80	5	5	66254435179	5903113004123
	120	5	5	66254435410	5903113004536
	180	5	5	66254435411	5903113004543
70x125 REFILLS 	40	12	5	66261131057	5900442867603
	80	12	5	66261131058	5900442867610
	120	12	5	66261131059	5900442867627





## COATED ABRASIVES FOR HAND SANDING

### RUBBER SANDING BLOCK


Can be used with all types of sandpaper. Provides a comfortable grip for better sanding control and an even surface finish. Tear a suitable size of abrasive paper and wrap around block using grips to hold in place.

DIM (mm)	PACK QUANTITY	BOX QUANTITY	ITEM No.	EAN
102x67x20	1	20	66623382148	3157629501665



### PLASTER SANDING KIT & REFILLS

The complete sanding kit for plaster and filler. Screenbak abrasive reduces clogging and the ergonomic handle gives greater control and comfortable grip. Large, flat surface area of the block means fast results on large areas. Refills are available for sanding rough plaster and finishing and smoothing prior to painting.

DIM (mm)	GRIT	PACK QUANTITY	BOX QUANTITY	ITEM No.	EAN
92 x 230 <b>NEW</b>	-	1	5	66254435429	5903113004604
115 x 280 KIT	1 x BLOCK 2 x 120 2 x 220	1 x BLOCK 4 x REFILLS	5	66261148287	5900442877916
115 x 280 	120	2	10	66261148276	5900442877824
	220	2	10	66261148284	5900442877831







## NEW SANDING SPONGE



### 4 SIDED SANDING SPONGE

Washable and reusable sponges with abrasive on all four sides. Can be used on wood, paint, metal, and plaster, for aggressive material removal to create a key before painting. Great alternative to sandpaper, for a more comfortable grip.

DIM	GRIT	PACK QUANTITY	ITEM No.	EAN
100x66x25 4 SIDES	60	1	66254435435	5903113004635
	100	1	66254435436	5903113004642

### 2 SIDED SANDING SPONGE

Washable and reusable abrasive sponge for curved surfaces. Can be used flat or folded on wood, paint, plaster, or metal, a great alternative to sandpaper for a more comfortable grip. Can be used for jobs from aggressive material removal to creating a surface key before painting.

DIM	GRIT	PACK QUANTITY	ITEM No.	EAN
123x98x12 2 SIDES	60	1	66254435437	5903113004659
	100	1	66254435438	5903113004666


### DOUBLE ANGLED SANDING SPONGE

Washable and reusable sponges with two acute angles for intricate corners and hard-to-reach areas and contours. Can be used on wood, paint, metal, and plaster, for stripping and sanding material removal or creating a key before painting. Great alternative to sandpaper, for a more comfortable grip.



DIM	GRIT	PACK QUANTITY	ITEM No.	EAN
125x75x25 4 SIDES 2 ANGLE	60	1	66254435441	5903113004673
	100	1	66254435443	5903113004680



## R230



Floor sanding belt with aluminium oxide abrasive and strong cloth backing. Multi-purpose product ideal for sanding wooden floors.

DIM (mm)	GRIT	PACK QUANTITY	ITEM No.	EAN
200x551 	24	10	66254445468	3157629261187
	36	10	66254445467	3157629262702
	40	10	66254445466	3157629261163
	60	10	63642588232	3157629262627
	80	10	66254445465	3157629262115
	100	10	69957372801	3157629254226
	120	10	66254445464	3157629262719
200x750 	24	10	63642521182	3157624141040
	36	10	69957349006	3157625783249
	40	10	69957349007	3157625781757
	60	10	69957349010	3157625781733
	80	10	69957349014	3157625780613
	100	10	69957349394	3157625756632
	120	10	63642558814	3157623283925







## DOUBLE SIDED DISCS H425



Double sided disc with silicon carbide abrasive provides high cutting action for floor sanding applications.

DIM (mm)	GRIT	PACK QUANTITY	ITEM No.	EAN
 375x40	40	10	66254449462	3157629253618
	60	10	66254449463	3157629253625
 406x25	40	10	66254449479	3157629253748
	60	10	66254449471	3157629253687
	80	10	66254449472	3157629253694
	120	10	66254449474	3157629253724



## PLAIN DISCS H425



Plain discs with silicon carbide abrasive ideal for use on stone surfaces and soft wood. For dry applications only.

DIM (mm)	GRIT	PACK QUANTITY	ITEM No.	EAN
 140x22	36	100	63642546555	3157620513629
	60	100	63642546518	3157620509387
	80	100	63642546519	3157620509493
	120	100	69957360223	3157620509608
 150x12	36	50	63642546553	3157620513513
	40	100	69957360199	3157620510345
	50	100	63642546525	3157620510468
	60	100	63642546527	3157620510567
	80	100	63642546529	3157620510673
	100	100	69957360218	3157620510789





## SCREENBAK DISCS Q421



Waterproof screenbak discs with silicon carbide abrasive on an open mesh backing for extreme resistance to loading, for long life. Ideal for wood sanding applications.










DIM (mm)	GRIT	PACK QUANTITY	ITEM No.	EAN
	60	10	66261120519	3157620314455
	80	10	63642536521	3157620314462
	100	10	66261120517	3157620314479
	120	10	66261120516	3157620314486
	150	10	63642536524	3157620314493
	180	10	63642515105	3157627611816
	220	10	63642552254	3157622465599



## BEARTEX FLOOR PADS



BearTex offers a wide range of floor pads from stripping right through to mirror gloss finishing. For general scrubbing and cleaning applications BearTex offers two pads that will remove surface dirt and grime to get the floor back in shape before recoating or buffing.

DIM (mm)		GRIT	PACK QUANTITY	ITEM No.	EAN
406 Standard		White Super Gloss	5	63642585892	3157625592858
		Red Buffer	5	63642585890	3157625592841
		Beige	5	63642585873	3157625592827
		Black Super Strip	5	63642585841	3157625592698
		Green Super Scrub	5	63642585877	3157625592834
		Blue Super Clean	5	63642585868	3157625592803
406 Thin line		Black	10	63642585895	3157625592865
		Beige	10	63642585903	3157625592889
		White	10	63642585904	3157625592896











## COATED ABRASIVES SELF-GRIP DISCS FOR FLOOR SANDING

### SELF-GRIP DISCS H231



High-performance aluminium oxide abrasive disc ideal for roughing, intermediate sanding and finishing of solid wood.

DIM (mm)	GRIT	PACK QUANTITY	ITEM No.	EAN
125 	36	50	66261176734	3157625652613
	60	100	63642516174	3157621290420
	80	100	63642516175	3157621290444
	120	100	63642516176	3157621290536
	180	100	63642537389	3157625749535
	240	100	69957360184	3157625809994
150 	320	100	63642537390	3157625809666
	36	50	63642551458	3157625809703
	40	100	63642531875	3157620657439
	50	100	69957360119	3157620657446
	60	100	63642519158	3157620653905
	80	100	63642546787	3157620653783
	100	100	63642531872	3157620653561
	120	100	63642531871	3157620653349
	150	100	69957360170	3157620657453
	180	100	63642536755	3157620657460
150 	240	100	63642546797	3157620657477
	40	100	66261026066	3157625891081
	60	50	69957382764	3157625620353
	80	100	66261026069	3157625891098
	100	100	66261026070	3157625891104
150 	120	100	66261026071	3157625891111
	40	100	63642550341	3157620650300
	60	100	63642536740	3157620650317
	80	100	63642536741	3157620650324
	100	100	63642568763	3157625658554
	120	100	63642546779	3157620650348
	150	100	63642546781	3157620650355



### SELF-GRIP DISCS H425



Self-grip backed discs with silicon carbide abrasive for high cutting action in wood and concrete sanding applications.

DIM (mm)	GRIT	PACK QUANTITY	ITEM No.	EAN
406 	40	10	66254461030	3157629692929
	60	10	66254499602	3157629692974
	80	10	66254461035	3157629692936
	100	10	66254461037	3157629692943
	120	10	66254464732	3157629692950






## FLOOR SANDING SHEETS H421



Heavy paper sheets with silicon carbide abrasive providing a high cut rate in floor sanding applications.

DIM (mm)	GRIT	PACK QUANTITY	ITEM No.	EAN
205x475 	24	25	66623319705	3157629397503
	40	25	66623319704	3157629397497
	60	25	66623319702	3157629397473
	80	25	66623319697	3157629397466
	120	25	66623319698	3157629397459



NOTES

This image shows a single sheet of white paper with horizontal blue or grey ruling lines. The lines are evenly spaced and run across the width of the page. There is no handwriting or other markings on the paper.





*clipper*<sup>®</sup>

# TECHNICAL SUPPORT



# TROUBLESHOOTING DIAMOND PRODUCTS

## BLADE DISTORTING

Worn out shaft bearings on saw.	Install new blade shaft bearings.
Machine spindle worn out. A groove may have been scored on the spindle as a result of the previous blade spinning on the spindle.	Replace worn out spindle.
Blade slipping on spindle.	Tighten the spindle nut on the machine. Make sure the drive pin is fitted and functioning where required.
Bond too hard for material causing blade to "pound".	Use proper blade specification, a softer bond blade maybe required.
Blade being pushed to hard and not allowed to cut – causes bouncing and will lead to blade distortion.	Slow down traverse rate or reduce depth of cut.
Blade spindle speed too high – causing polishing and causing blade to act hard and bounce.	Reduce spindle speed to recommended RPM.

## UNEVEN SEGMENT WEAR

Insufficient water flow, generally on one side of the blade, which reduces side clearance.	Check pipes are clean and correctly positioned. Make certain that adequate clean water is being equally distributed to both sides of the blade.
Equipment defect, which causes the blade to wear out of shape.	Replace bad bearings, worn out machine spindle or realign spindle. On concrete saws, ensure the engine runs smoothly, to prevent harmonic vibrations, which in turn cause the blade to pound on a regular cycle basis.
Saw head misaligned.	Check saw head alignment both vertically and horizontally.

## PREMATURE WEAR OF STEEL CENTRE

Steel centre wears away faster than the diamond segment.	If material cut is very abrasive, a blade with undercutting protecting segments should be used.
Highly abrasive particles are being generated during cutting.	Use sufficient water to flush swarf out of cut.

## STEEL CENTRE LOSS OF TENSION

Blade core has been overheated.	Provide proper amount of water to both sides of the blade. Make sure water pump is producing sufficient water, that no blockage occurs in water lines, and pipes are correctly positioned.
Blade core has been overheated as a result of blade spinning on spindle.	Check spindle and arbor hole for damage. Tighten spindle nut and make certain that the drive pin is present and functioning on floor saws.
Blade core has been overheated because of blade core rubbing side of material being cut.	Properly align machine to allow straight cutting. Avoid twisting the blade in cut. Maintain a strong grip on saw. Make certain that spindle RPM is correct so that blade operates at its recommended speed.
Unequal pressure on flanges.	Flanges should be of identical and the correct diameter and cleaned regularly.
Machine spindle RPM does not match recommended blade RPM.	If spindle speed is too high the blade will act hard and overheat, use correct spindle speed for blade diameter.

## BLADE IS WOBBLING

Blade mounted on a damaged or worn machine.	Check for damaged or worn out bearings, bent or worn out blade spindle. Also check flanges to make sure they are clean, flat, and of the manufacturer's recommended diameter.
Blade being run at improper operating speed (RPM).	Make sure that the spindle is turning at the proper RPM to match the recommended speed for the diameter of blade. Use a tachometer to make certain the machine spindle is set at the proper operating speed.
Blade bent.	Do not use, contact manufacturer.

# TROUBLESHOOTING DIAMOND PRODUCTS

## ARBOR DISTORTION

Blade flanges are not properly tightened, causing blade to rotate or vibrate on spindle.	Tighten spindle nut and make certain blade is adequately secured to prevent rotation on spindle.
Worn out, bent or dirty flanges which do not allow proper blade clamping.	Clean or replace flanges, make sure they are not worn out, and tighten spindle nut properly.
Blade not properly mounted.	Ensure that the blade is mounted on the proper diameter of spindle.

## SHORT BLADE LIFE

Using the wrong blade on a specific material.	Use the proper blade specification, as recommended by the manufacturer, depending on your machine power and the hardness and type of material cut.
Worn blade shaft bearings, worn blade arbor or misaligned machine spindle.	Replace defective parts.
Loss of power, resulting from loose or damaged drive belts.	Tighten or replace drive belts.
Inadequate water flow to the blade.	Make sure water hoses are clean and free from any blockages. Ensure clean and correct water flow based on the blade diameter.
Power of the machine is too high for the specification.	Refer to the application chart to define the proper specification and bond hardness to be used based on the power of your saw.
Machine spindle speed too low for blade diameter.	Use correct speed/set up for blade diameter or use a larger blade.

## BLADE WILL NOT CUT

Blade is too hard for the material being cut (improper blade specification).	Refer to blade application chart for the proper blade specification based on the machine power and type and hardness of the aggregate.
Blade has glazed over, probably as a result of being used on a too hard material or cutting too deep in one pass.	Sharpen the blade by cutting softer abrasive material to expose diamonds. If continual sharpening is required, this would indicate that the blade specification is too hard for the material being cut.
Blade rotation speed too high.	Use the correct spindle speed (RPM) for the diameter of blade.
Cutting too deep in one pass.	Cutting in multi passes is often required.
Allow the diamond to do the work.	Pushing the diamond tool too hard will cause the diamond to polish and stop working.

## SEGMENT LOSS

The material and/or saw was not held firmly, which caused the blade to twist or jam in the cut.	Hold material or saw firmly.
Not sawing in a straight line with overcorrecting caused the blade to twist or jam in the cut.	Properly align saw to allow straight cutting, avoid twisting the blade in the cut.
Defective flanges which cause the blade to flutter in the cut or fail to properly support the blade in perfect alignment.	Clean foreign material from flange surfaces, or replace flanges if they are under manufacturer's recommended diameter or are bent or deformed.
Blade is too hard for material being cut causing the segment to glaze over. The segment separated due to impacts or fatigue.	Use the proper blade specification for the material being cut.
Overheating due to inadequate supply of coolant (water or air). This usually comes with discolorations on the core in the area of segment loss. Overheating of blades may cause core cracks or segment loss.	Wet cutting – provide adequate water flow on both sides of the blade. Dry cutting – periodically allow blades to run out of the cut. The blade will cool in a few seconds so that sawing may continue.
Under cutting on steel centre.	Segments suffer undercutting from abrasive material or inadequate water supply. Use undercutting protection or increase water flow. If in doubt return blade for inspection.
Power of the machine is too high for the specification.	Refer to the application chart to define the proper specification to be used based on the power of your saw.

## CRACKS IN SEGMENT

Blade is too hard for material being cut.	Use blade with softer bond.
---	-----------------------------



# TECHNICAL SUPPORT: PRODUCT ADVICE

## THE DIFFERENT SEGMENT SHAPES



### SEGMENTED

The gullets (space between the segments) help to extract cutting dust and cool the blade. They also offer the blade a little flexibility to prevent cracks developing when used in demanding conditions. Ideal for concrete, reinforced concrete, asphalt and all building materials.



### FLAT CONTINUOUS RIM

Continuous rim blades are required for a good quality finish. The flat continuous surface means there are no shocks against the material that could create chips in the workpiece. This type of blade is particularly suitable for tiles that need a perfect finish.



### TURBO CORRUGATED CONTINUOUS RIM

When the material is extremely hard a more aggressive cut is needed, so a corrugated continuous rim is the best fit.

This design gives small shocks to the workpiece when tackling the hardest tiles and building materials. Suitable for ceramic and porcelain tiles, granite, roof tiles and other hard materials.

## TILE SAW ADVICE

AVOID EXERTING PRESSURE WHEN CUTTING; INSTEAD, LET THE MACHINE'S BLADE AND MOTOR TORQUE DO THE WORK

- Make sure the water pump is properly immersed before use.
- Clean the water pump and the water tray right after use to avoid the formation of a solid deposits. This helps the machine to operate safely and increase the machine's lifespan.
- On tile saws, make sure that the dividing knife (blade guard support) is properly aligned with the diamond blade to avoid the blocking and the break-in of the tiles.
- Always slow down the infeed speed at the end of the cut to avoid breaking the tile and to obtain a quality cut.

For optimum results, we recommend that you equip your Norton Clipper machines with Norton Clipper diamond blades, designed specially for wet cutting of tiles.



## MASONRY SAW CUTTING METHODS

### FULL DEPTH OR FIXED CUTTING

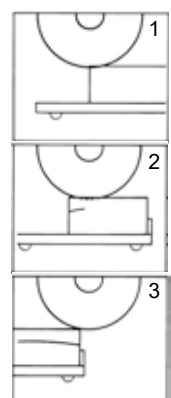
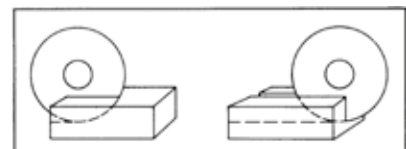
In full depth or fixed cutting, the cutting head is locked in a fixed position and the material is pushed into it as shown.

This technique usually provides greater efficiency than merely holding the head down. It works well with wet diamond blades cutting some soft materials. It is less efficient overall than the "Step Cutting" method for most materials, especially when using abrasive blades.

### MULTIPLE STEP CUTTING

Multiple step cutting consists of moving the conveyor cart with the material to be cut backwards and forwards under the rotating blade.

- Place the material to be cut on the conveyor cart firmly against the cutting guide and the backstop, keeping hands well away from the blade.



- Start the machine.
- Move conveyor cart forward near the blade and pull down the cutting head until blade is lowered to a point where it will lightly contact the surface of the material.
- Pass the material beneath with rapid full length strokes, taking a shallow cut (approximately 3mm deep as shown on the picture) on the forward stroke. On the backward stroke, lift the blade just clear over the cutting line.
- Complete each rapid stroke backward and forward by passing the material beyond the centre of the blade before starting the reverse movement of the conveyor cart.



#### Clipper's Tip

**NOTE:** The harder the material, the more rapid the forward and backward strokes should be. Step cutting lessens the area of the blade circumference in contact with the material, keeping the blade cool, running free and cutting at peak efficiency.

- Be sure the water pump is plugged into the connection on the masonry saw motor. Make sure the water pump is on before starting a wet-cutting operation.
- Handle on tap should be turned in line with the water flow. Start motor and be certain that both sides of the blade are getting an adequate flow of water.
- At all times make sure that the water level covers the screen on the bottom of the pump. Do not let sludge and dirt get deep enough in the pan to block the pump inlet.
- Clean the water-tray and the pump after use.
- Adapt the infeed speed applied on the diamond blade and the depth of cut to prevent over-heating and failure of the motor.

## FLOOR SAW ADVICE

### BLADE SELECTION AND MOUNTING

Make sure that the diamond blade specification is selected according to the material to cut and to the power of the machine. Before mounting any blade on the saw, the blade should be inspected for any damage that might have occurred during shipment, handling or previous use.

The blade must be properly fitted over shaft and drive pin. Drive pin must project through hole in blade and into collar. Do not force the blade onto shaft.

The blade guard must always be in place when the saw is running.

Always use a proper size blade guard for the size blade being used. The operator should wear safety glasses and appropriate safety equipment at all times.



### MACHINE MAINTENANCE AND SAFETY PRECAUTIONS

Total Daily Exposure (C)	< 2,5m/s <sup>2</sup>	2,5m/s <sup>2</sup> < DE < 5m/s <sup>2</sup>	> 5m/s <sup>2</sup>
Status	No action needed (D)	Employer must take actions to reduce or eliminate HAV	Employee must not work anymore

The EU Directive 2002/44/EC (the 'Vibration Directive') places responsibilities on employers to ensure that risks from hand-arm vibration are eliminated or reduced to a minimum. It also sets maximum limits to the daily exposure to hand-arm vibrations.

Each time you use brand new belts, check and set tension after 1 hour utilisation : poor tension setting is the main cause for early wear out of belts. Check the air-filter regularly to preserve the life and performance of the engine.

Adequate coolant must be used when sawing with wet cutting diamond blades. An adequate coolant supply is required for wet cutting blades to maintain blade life and cutting efficiency.

If for any reason the blade stalls in the cut, raise the blade out of the cut and check the outside blade shaft collar and nut for tightness before restarting the engine. Inspect the blade for damage. Use care when resuming a cut. Make certain that the blade is in alignment with the previous cut.

Never leave a floor saw unattended while its engine is running. Always secure the saw from rolling when not in use. Operate the engine at the proper RPM. Never alter RPM or governor setting. In case of an EMERGENCY: "SHUT OFF ENGINE."

## CONCRETE OR ASPHALT CUTTING METHODS

During cutting, do not exert excessive side pressure on the handles as a method of steering. Do not force the blade into material by lowering the blade too quickly or by increasing the speed of the saw.

The larger diameter blades, 450mm and above, are systematically used in a step cutting method at cutting depths of 5cm to 8cm in short travel distances of 15 to 20min. This allows the blade to remain in a free cutting condition and can allow for up to 30% reduction of the total cutting time.

For the deepest cuts (> 20cm), it is recommended to make the first cutting-steps with a small diameter diamond blade ( $\leq$  450mm), and then to use a larger diameter diamond blade only for last deepest steps.

This procedure preserves the lifespan of the most expensive blade.



## GREEN CONCRETE CUTTING METHODS

Green concrete is cut to control cracking in large concrete floors.

The initial cutting of the concrete is done within a 24 hour period at a depth of  $\frac{1}{3}$  to  $\frac{1}{4}$  of the total concrete thickness. Generally 300 and 350mm diameter blades are used with 3 or 4mm widths.

After the initial cut has been made, the joint may require additional widening for the backing rod and/or sealant. This requires a blade diameter of 300 or 350mm in widths up to 10mm. This operation requires sometimes 'Bevel' blades with triangular segments to generate a chamfer on the joint edges.

## DRILLING ADVICE

THE PERFORMANCE OF ANY DIAMOND CORE BIT DEPENDS HEAVILY ON THE USE OF PROPER DRILLING TECHNIQUES. ALTHOUGH DRILLING CONDITIONS AND MATERIALS MAY VARY, FOLLOWING SPECIFIC GUIDELINES & SAFETY PRECAUTIONS ENSURES SAFE, FASTER DRILLING SPEED AND LONGER BIT LIFE.



### Clipper's Tip

**IMPORTANT:** Always wear proper safety equipment; wear safety glasses, safety footwear, hearing and head protection, and respiratory equipment where required.

## CORE DRILLING TECHNIQUES

Drilling can be made with handheld or fixed equipment.

Handheld drilling has the advantage to require less preparation and is a faster operation, but is recommended for drilling diameters up to 150mm only. Handheld motors safety clutch are designed to protect the end-user against hand-arm injuries and are thus fitted to much less torques than for a fixed drilling operation.

Fixed drilling requires more preparation work to fasten properly the equipment, but then allows much larger drilling diameters with non-limited torques.

You can consult our product selection charts to choose the best tool for each of your requirements.

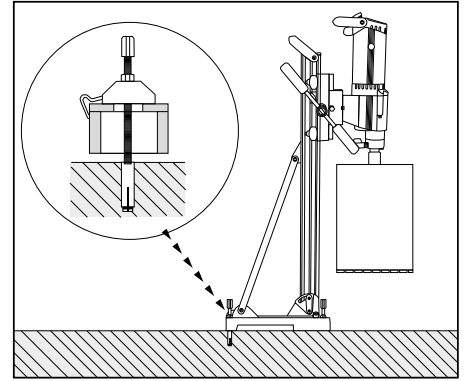


## DRILL RIG FASTENING

Secure the core drill to the work surface so that there is no movement in the drill that would allow the bit to bind in the hole. There are three main fixing methods:

### DOWEL FIXING

- Measure and mark clearly both the drilling location and drill rig fastening hole.
- Select the right type of dowel adapted to the material to drill.
- Use dowel installation tool with a hammer to ensure the dowel is perfectly tighten into the material.
- Position the drill rig over the drilling location, using the laser pointer.
- Tight and adjust the drill rig using the three adjusting screws and the spirit-level.



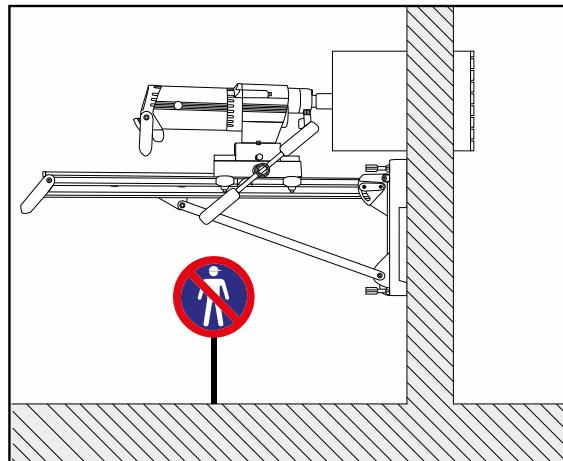
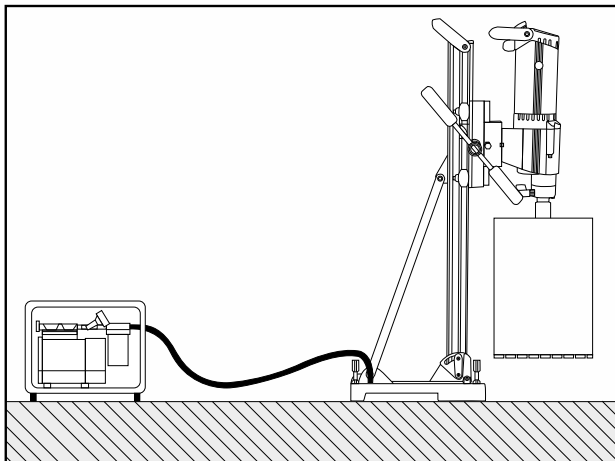
### VACUUM FIXING



#### Clipper's Tip

**CAUTION:** Vacuum fixing requires a solid and flat surface to ensure the best safety for the operators. Make sure the surface won't break or detached under the weight of the drilling equipment.

- Measure and mark clearly the drilling location.
- Position the vacuum base and plug it to the vacuum pump. Ensure the vacuum purge tap is closed.
- If required, add some weight or pressure above the vacuum base to help generating the vacuum.
- Fix the threaded rod to the vacuum base and position the drill rig over the drilling location, using the laser pointer.
- Tight and adjust the drill rig using the three adjusting screws and the spirit-level.



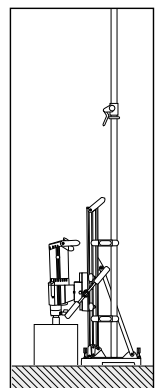
### BRACE FIXING



#### Clipper's Tip

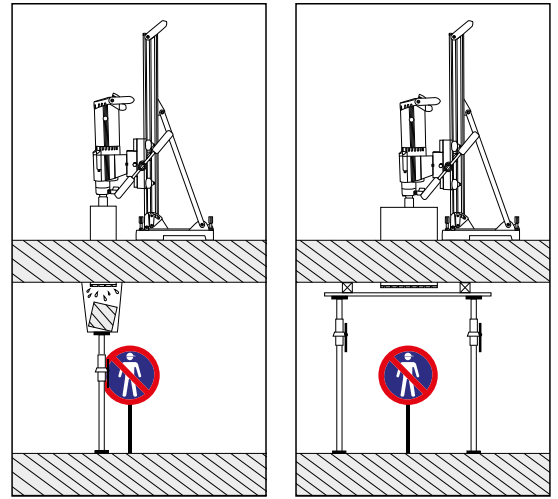
**CAUTION:** brace fixing requires a solid surface on both ends of the brace to ensure the best safety for the operators. Make sure the surface won't break or detach under the strength of the brace tightening.

- Measure and mark clearly the drilling location.
- Position the drill rig and fix it with the brace. You can position the telescopic brace either on the top of the column or directly on the drilling base.
- Tight and adjust the drill rig using the 3 adjusting screws and the spirit-level.



## CORE DRILLING OPERATION

- Mount the drilling motor on the rig.
- Use a quick-release ring between the motor and core bit to prevent blockage after work.
- Set the proper rotation speed depending on the drilling diameter.
- Plug to water supply and set a sufficient supply of water to ensure that hole will be constantly flushed of abrasive slurries.
- Plug the three-pronged plug (PRCD) on the power cord of the motor into a grounded electrical outlet of the appropriate voltage.
- Slowly lower the bit into the cut so that there is no skidding or lateral movement of the core bit. The entire circumference of the core bit should penetrate the drilling surface before additional pressure is applied to the handle.
- Exert steady downward pressure onto the core bit whilst drilling. Do not force the core bit into the material.
- Do not stop the flow of water or the rotation of the core bit as long as the core bit is in the hole. If the drilling rate decreases noticeably, check the core bit. The slower penetration rate generally means that the core bit is dull and needs to be reconditioned.



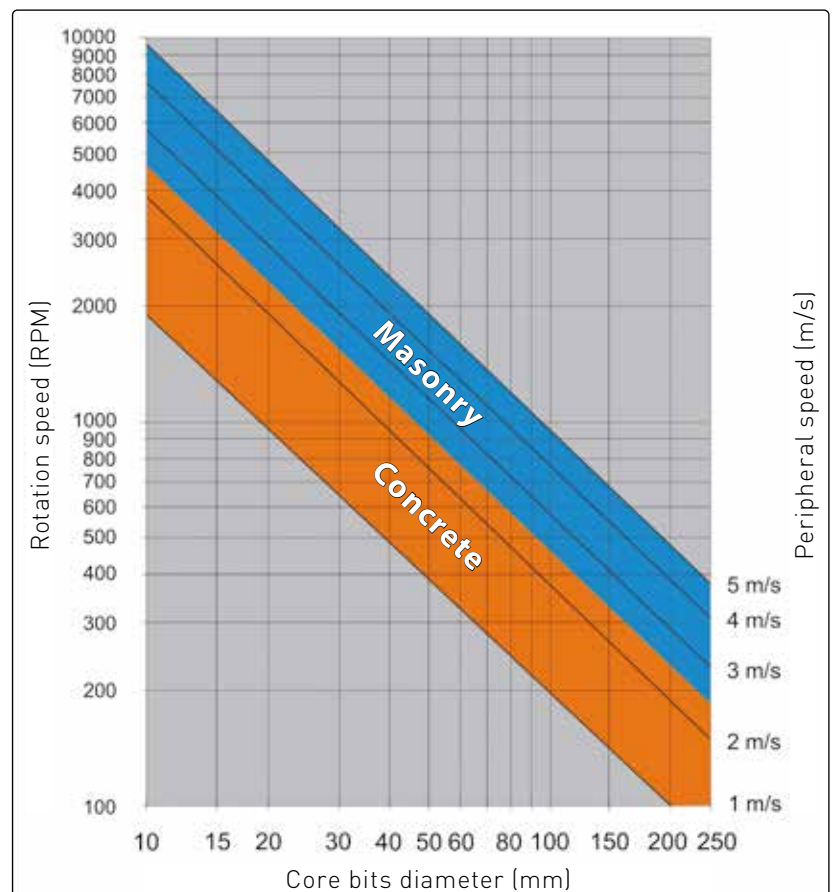
In most cases, core drilling requires the use of water. Properly ground the core drill, as the use of any electrical tools in wet areas can be hazardous.

The core drill must be securely fastened to the intended work surface (wall, deck, etc.), using anchor bolts, vacuum pad or jack screw.

Use extreme caution when drilling through floors. Check for electrical conduit.

Provide protection for all personnel and materials below the areas being drilled.

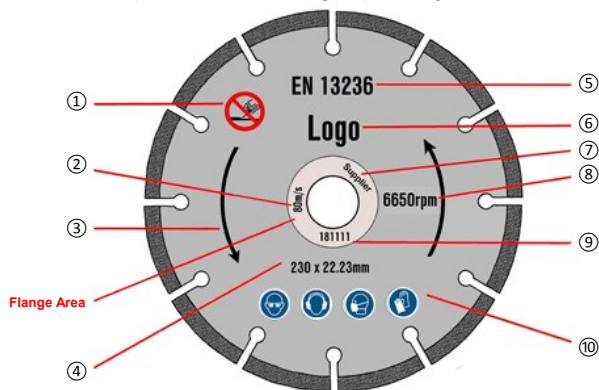
## OPTIMAL RPM FOR DIAMOND CORE BITS



# DIAMOND TOOLS SAFETY RECOMMENDATIONS

## DIAMOND BLADE DO'S & DON'TS

Explanation of marking required by EN 13236 \*



1	Restriction of use	6	Name of manufacturer, supplier, importer, or Registered Trade Mark
2	Maximum operating speed	7	Name of the supplier (producer, importer, or distributor) or a Registered Trade Mark
3	Direction of rotation	8	Maximum rotational frequency (rpm)
4	Dimensions (mm)	9	Traceability code
5	Declaration of conformity	10	Safety pictograms (PPE) Mandatory in France

\* EN 13236 marking shows that the producer has followed the essential safety requirements of the European safety standard for diamond saws in order to reduce the risks for the end-user. The markings from 1 to 9 listed above are mandatory for products marked EN 13236.



### IMPORTANT NOTICE

Every effort has been made to ensure that all information supplied in this leaflet is accurate and up to date. We cannot accept, however, responsibility for any error or omission, nor for any consequential loss or damage so arising (E & OE).

© FEPA June 2015



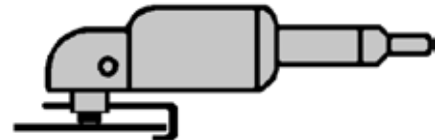
## SAFETY RECOMMENDATIONS FOR THE USE OF DIAMOND SAWS FOR ANGLE GRINDERS

PASS ON THIS LEAFLET TO THOSE USING DIAMOND SAWS

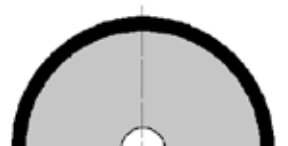
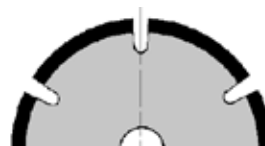
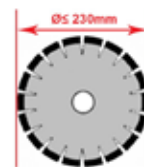
The recommendations contained in this leaflet should be followed by all users of abrasive products in the interests of their personal safety

### GENERAL PRINCIPLES OF SAFETY

Diamond saws improperly used can be very dangerous. This leaflet focuses on diamond saws for angle grinders. It only covers straight cutting. This leaflet applies to diamond saws used on angle grinders (not petrol saws).



This leaflet applies to flat diamond saws: segmented and continuous rim.



## BLADE MARKING SYSTEMS

- 1 Product Name
- 2 Wet or Dry cutting
- 3 Laser Welding Logo
- 4 European Standards
- 5 Material Pictograms
- 6 Quality tier rating
- 7 Diameter and Bore (hole) size
- 8 EAN 13 Code
- 9 Machine Pictogram
- 10 Safety and Restrictions of Use





## BLADE MARKING SYSTEMS

- 1 Manufacturer's Name
- 2 Article Number
- 3 Application Safety Standard
- 4 Direction of Rotation
- 5 Specification
- 6 Diameter and Bore
- 7 Manufacturer's production code required for traceability
- 8 Maximum operating speed in RPM and m/s



## SAFETY & INFORMATION PICTOGRAMS :



Do not use for face grinding



Do not use with hand-held grinding machine



Do not use for wet grinding



Only suitable for wet grinding



Wear eye protection



Wear protective gloves



Only to be used with a back-up pad



Wear ear protection



Wear a mask



Refer to instructions manual/booklet



Do not use if damaged




Do not use if damaged



Danger : risk of cut



Danger : risk of cut



Never move the machine with the blade running idle



Blade direction of rotation

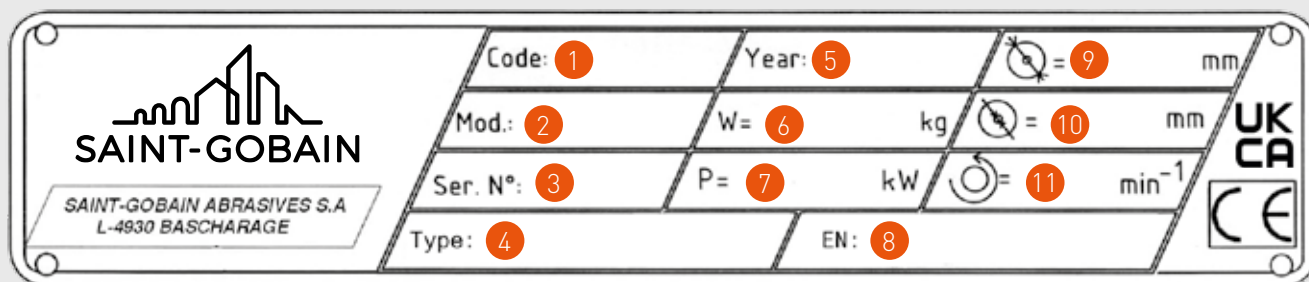


Do not lift the machine from here



Lift from here

## MACHINE MARKING



- 1 Machine Code
- 2 Machine Model
- 3 Serial Number
- 4 Machine Type
- 5 Year of Production
- 6 Weight
- 7 Power
- 8 Safety Standard
- 9 Blade Speed
- 10 Bore Diameter
- 11 Max. Blade Diameter

## SHAPE SPECIFICATION SYSTEM



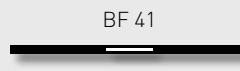
Depressed centre grinding wheels. Available in diameters 76-230mm for hand-held machines

Application: grinding



Depressed centre grinding wheels. Available in diameters 115mm and 125mm for hand-held machines

Application: grinding



Flat cutting discs. Available in diameters 40-400mm for hand-held machines and 250-400mm for stationery machines

Application: cutting




Depressed centre cutting discs. Available in diameters 76-230mm for hand-held machines

Application: cutting

## PORTABLE GRINDERS

### GRINDING ROUGH WORK

- Do not use a cutting disc for snagging.
- Do not work with the side of a wheel, you will cut the reinforcing cloths.
- Work at an angle of 10 to 30° with a longitudinal action.



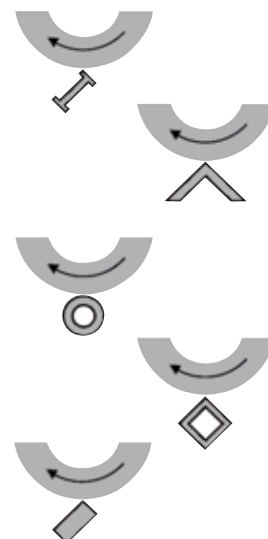

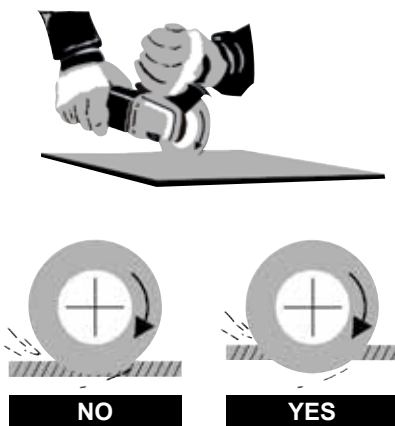
### GRINDING FINISHING WORK

- Angle of work 15°.
- Rotary action.



### CUTTING-OFF

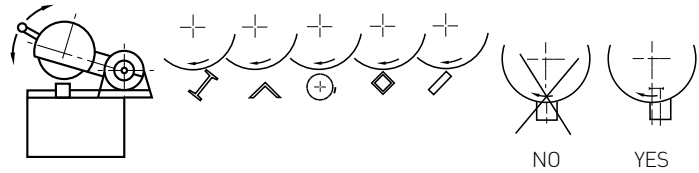
- Arrange the workpiece so that a uniform section can be cut.



## FIXED MACHINE

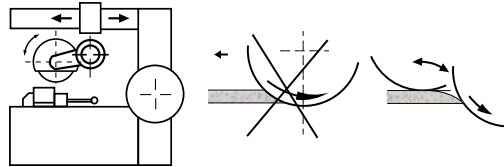
### DOWNSTROKE HEADS

- Lay out the shape parts in order to have a constant section.
- Avoid any wedging of the grinding wheel.
- Make sure the wheel is cleared.



### AUTOMATIC FEED

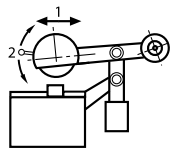
- In the case of thick parts, use the reciprocating motion of the carriage.



### OSCILLATING HEADS

#### OPERATING MODE

- 1 – Oscillating
- 2 – Cutting-off



- Do not use this type of machine with a downstroke action.







## Conditions of Sale-General Conditions for the Supply of Goods and Associated Services (Feb 2021)

Conditions of Sale-General Conditions for the Supply of Goods and Associated Services (Feb 2021)

1. (a) In these conditions 'the Company' means Saint-Gobain High Performance Solutions UK Ltd (trading as Saint-Gobain Abrasives) and 'the Customer' means the individual, firm, company or other party with whom the Company contracts. 'Supply' includes (but is not limited to) any supply under a contract of sale. 'International Supply Contract' means such a contract as is described in section 26(3) of the Unfair Contract Terms Act 1977.

(b) No order in pursuance of any quotation or otherwise shall be binding on the Company unless and until such order is accepted by the Company. Any contract made between the Company and the Customer (herein called 'the Contract') shall be subject to these conditions and save as aftermentioned no representative or agent of the Company has authority to agree any terms or make any representations inconsistent with them or to enter into any contract except on the basis of them; any such term representation or contract will bind the Company only if in writing and signed by a director.

(c) Unless otherwise agreed in writing by the Company these conditions shall override any terms and conditions stipulated or referred to by the Customer in his order or pre-contract negotiations.

(d) Any description contained in the Company's catalogues, samples, price lists or other advertising material is intended merely to present a general picture of the Company's products and services and shall not form a representation or be part of the Contract.

(e) In the event that the Company has not given a written acknowledgement of the Customer's order these conditions, provided the Customer shall have had prior notice of them, shall nonetheless apply to the Contract.

(f) In the event that the Customer orders any goods by telephone, any subsequent written order received from the Customer will be deemed to be a confirmation of the order given on the telephone if and only if the written order is (i) marked with the Company's reference number given to the Customer on the telephone and (ii) marked 'Confirmation Only'. Any written order not so marked will be deemed to be a further order from the Customer and may be accepted accordingly.

(g) The Company reserves the right to correct any employee clerical or typographical errors made at any time.

2. (a) Where goods are made to the Customer's specification, instructions or design, the Customer undertakes full responsibility for the suitability and accuracy of the specification, instructions or design and undertakes to indemnify the Company against any infringement of any patent, design rights, registered design, trade mark, trade name, copyright or other intellectual property rights and any loss, damage or expense which it may incur by reason of such infringement in any country and the Customer undertakes further to indemnify the Company for any loss damage or expense in respect of any liability arising under or by reason of the provisions of the Consumer Protection Act 1987 in relation to the specification or design of such goods.

(b) The Customer warrants that it will pass on to all third parties to whom it may supply the goods all information as to the use and safe handling of the goods as may have been passed on to the Customer by the Company.

3. (a) Subject to any agreement to the contrary the Company's quotations are provisional and may be altered to take account of any changes taking place between the date of quotation and the Company's acceptance of the Customer's order in the price of raw materials, rates of wages and other costs of production or in the Customer's specification, instructions or design or in the event that the

Customer orders part only of the quantity referred to in any quotation.

(b) The Company shall be entitled to increase its prices at any time to take account of any increase in the cost to the Company of purchasing any goods or materials or manufacturing working on or supplying any goods or services (including any such increase arising from any error or inadequacy in any specification, instructions or design provided by the Customer or any modification carried out by the Company at the Customer's request) and such increased prices ruling at the date of despatch by the Company shall be substituted for the previous Contract price. All prices quoted are exclusive of VAT and the Customer shall pay any and all taxes duties and other government charges payable in respect of the goods or services.

4. (a) Unless otherwise agreed in writing by the Company, the Company shall deliver the goods by the means most convenient to the Company to the address or addresses specified by the Customer or (in the event that the Customer fails to specify an address) to any address at which the Customer resides or carries on business and off-loading shall be at the Customer's risk.

(b) If the Contract is an International Supply Contract it shall be deemed to incorporate the latest edition of Incoterms current at the date of the Contract save that in the event of any inconsistency between incoterms and any express term of the Contract the latter shall prevail. The Company shall be under no obligation to give the Customer the notice specified in section 32 (3) of the Sale of Goods Act 1979.

(c) Save in the Case of International Supply Contracts and subject to any agreement in writing by the Company, the risk in goods which the Company agrees to supply shall pass to the Customer on the relevant date as defined in sub paragraph 5 (a) hereof or the date (if earlier) on which, the goods being ready for delivery, delivery is postponed at the Customer's request.

(d) The Company shall not be liable for any loss of or damage sustained by any goods left with the Company howsoever caused and whether or not attributable to negligence on the part of the Company or negligence or wilful default on the part of any servant or agent of the Company.

(e) Should the Company be delayed in or prevented from making delivery of the goods or carrying out the services due to war, governmental or parliamentary restrictions, strike, lock-outs, fire, floods, explosions, labour disturbances, trade disputes, damage to or destruction of the goods, breakdown of machinery, shortage of labour or of raw materials or Act of God or due to any other cause whatsoever beyond the reasonable control of the Company the Company shall be at liberty to cancel or suspend the order placed by the Customer without incurring any liability for any loss or damage arising there from.

(f) While the Company will endeavour to deliver the goods or complete the services by any date or within any period agreed upon, such dates and periods are estimates only given in good faith and the Company will not be liable for any failure to deliver or complete by such a date or within such a period. Moreover, the Company shall be entitled to defer delivery until any monies due from the Customer have been received.

5.

(a) For the purposes of this paragraph the goods shall mean the whole or any instalment of the goods which the Company has agreed to supply or to which the Company has agreed to carry out work and the relevant date shall be the date on which (i) the Company despatches the goods or (ii) the Customer takes delivery of the goods at the Company's premises, whichever is the earlier, or (iii) (in the case of services) the services or any part thereof are carried out.

(b) Unless otherwise specified in writing by the Company payment for the goods or services or any part thereof shall be made by the customer net cash not later than the end of the month following the month in which the relevant date falls. Time for payment shall be of the essence of the Contract. Without prejudice to any other rights of the Company interest will be payable on all overdue accounts at Barclays Bank PLC base rate plus 4% and for the purpose of paragraphs 6 and 8 hereof the full purchase price of the goods or services shall include any interest payable hereunder.

(c) Queries or inaccuracies regarding the invoice will only be entertained if the Customer has given the Company written notice of such queries or inaccuracies within 14 days of the invoice date.

(d) The Customer shall make all payments due in full without any deduction by way of set-off, counterclaim, discount or abatement, unless the Company expressly agrees otherwise.

6.

(a) If the Customer shall fail to make any payment when it becomes due or shall enter into any composition or any arrangement with his creditors or if being an incorporated company shall have an administrative receiver or administrator appointed or shall pass a resolution for winding up or a Court shall make an order to that effect or if there shall be any breach by the Customer of any of the terms and conditions hereof the Company may defer or cancel any further deliveries and treat the Contract as determined but without prejudice to its right to the full purchase price for goods delivered and services provided and damages for any loss suffered in consequence of such determination.

(b) Cancellation by the Customer will only be accepted at the discretion of the Company and in any case on condition that any costs or expenses incurred by the Company up to the date of cancellation and all loss or damage resulting to the Company by reason of such cancellation will be paid by the Customer to the Company forthwith. Acceptance of such cancellation will only be binding on the Company if in writing.

(c) A charge will be made for any costs incurred by the Company due to suspension or deferment of any order by the Customer or in the event that the Customer defaults in collecting, or giving instructions for the delivery of, any goods.

7.

(a) No claim for damage in transit, shortage of delivery or loss of goods will be entertained unless the Customer shall have given to the Company written notice of such damage, shortage or loss with reasonable particulars thereof within 14 days of receipt of the goods or (in the case of total loss) of receipt of the invoice or other notification of despatch. The Company's liability, if any, shall be limited to replacing or (in its discretion) repairing such goods and it shall be a condition precedent to any such liability that the Customer shall if so requested have returned damaged goods to the Company within 14 days of such request. The Customer shall not be entitled to make any claim against the Company for consequential loss arising out of such damage shortage or loss as aforesaid.

(b) Save as otherwise provided in these conditions the Company's liability in respect of any defect in or failure of goods supplied or work done is limited to replacing or (in its discretion) repairing or paying for the repair or replacement of goods which within 12 months of delivery to the Customer are found to be defective by reason of faulty or incorrect design workmanship parts or materials and carrying out again any services which the Company has failed properly to perform in accordance with the Contract. In the event of any error in any weight, dimension, capacity, performance or other description or information which has formed a representation or is part of a contract the Company's liability in respect of any direct loss or damage sustained by the Customer as a result of such error shall not exceed the price of the goods or services in respect of which the description or information is incorrect. Conditions precedent to the Company's liability hereunder shall be that as soon as reasonably practicable the Customer

(i) shall have given to the Company reasonable notice of the defect, failure or error

(ii) shall have either returned the goods to the Company or provided authority for the Company's servants or agents to inspect them, as the Company may request.

The Company shall have no other or further liability in respect of any direct, indirect or consequential loss or damage sustained by the Customer arising from or in connection with any such defect failure or error as aforesaid.

(c) Where the Company agrees to repair or replace goods or carry out again the services in accordance with the foregoing provisions of this paragraph any time specified for delivery under the Contract shall be extended for such period as the Company may reasonably require.

(d) The Company shall have no liability in respect of any failure of goods caused, whether wholly or in part, by any modification to the goods (save for trimming or dressing the goods for use) carried out by or for the Customer (other than by the Company) without the Company's prior written approval.

(e) Save for such terms as may be implied in the Contract by section 12 of the Sale of Goods Act 1979 or section 2 of the Supply of Goods and Services Act 1982 all conditions, warranties and other terms express or implied, statutory or otherwise, are expressly excluded, save insofar as contained herein or as otherwise expressly agreed by the Company in writing PROVIDED that if and insofar as any legislation or any order made thereunder shall make or have made it unlawful to exclude or purport to exclude from the Contract any term or shall have made unenforceable any attempt to exclude any such term, the foregoing provisions of this paragraph will not apply to any such term.

(f) Nothing in this agreement shall limit the Company's liability for death or personal injury caused as a result of the negligence of the Company.

8. The following provisions shall apply to all goods which under the Contract (other than an International Supply Contract) the Company agrees to supply to the Customer. No failure by the Company to enforce strict compliance by the Customer with such provisions shall constitute a waiver thereof and no termination of the contract shall prejudice limit or extinguish the Company's rights under this paragraph.

(i) Property in the goods shall not pass to the Customer until full payment has been received by the Company for the goods and any other goods supplied by the Company or any of its associated companies.

(ii) The Customer undertakes that until payment has been made in accordance with 8i) above- not to remove, deface, or cover up any identification marks that the goods are the property of the Company

- to store the goods separately from those belonging to the Customer and others

- to allow the Company, its agents and employees, unrestricted access to the Customer's premises or any other location where the goods are stored, for the purpose of removal of the goods.

(III) The Customer is hereby granted a license by the Company to incorporate the goods in any other products.

(IV) The Customer is hereby licensed to sell on the goods and any products incorporating any of them. The Customer shall, immediately upon receipt of the proceeds of sale, and whether or not payment has become due under paragraph 5 hereof, remit to the Company the full purchase price of the goods sold on less any part thereof which has already been paid and until such amount has been so remitted shall hold such amount as trustee and agent for the Company.

(V) The Customer shall maintain all appropriate insurance in respect of the goods from the date or dates on which the risk therein passes to him. In the event of any loss or damage occurring while the goods remain the property of the Company the Customer shall immediately on receipt of the insurance monies, remit to the Company the full purchase price of the goods lost or damaged less any part thereof which has already been paid and until such amount has been so remitted shall hold such amount as trustee and agent for the Company.

(VI) The licences granted under sub-paragraphs (ii) and (iii) above shall be terminable forthwith at any time upon notice by the Company to the Customer.

9. In the case of International Supply Contract property in the goods shall pass to the Customer upon delivery.

10. Save as hereinbefore provided and subject to the provisions of section 2(I) of the Unfair Contract Terms Act 1977 the Company shall not be liable to the Customer for any damage or for any direct or consequential loss incurred by the Customer in consequence of any negligence on the part of the Company or negligence or wilful default on the part of its servants or agents or in connection with the supply of any goods or the design or manufacture thereof or in the carrying out of any work or the provision of any information.

11. Nothing in these Conditions shall exclude or restrict any liability that the Company may have by virtue of the Consumer Protection Act 1987.

12.

(a) The Customer shall be responsible for complying with any legislation or regulations governing the importation of the goods supplied by the Company under the Contract into the country of destination and for the payment of any duties on them.

(b) The Customer shall be liable for and shall indemnify and hold the Company harmless from any and all liability, loss, claims, damages and costs, which the Company may sustain or incur, arising out of or in any way connected with the Customer's failure to comply with paragraphs 12(a) and/or 15 hereof.

13. Without affecting any other right or remedy available to it, the Company may terminate any Contract with the Customer with immediate effect by giving written notice to the Customer if the Customer commits a material breach of any term of these Conditions and/or the Contract which breach is irremediable or (if such breach is remediable) fails to remedy that breach within a period of seven (7) days after being notified in writing to do so.

14. The Customer shall ensure that in any dealings with the Company, neither it or its employees or agents shall commit any offence under the Bribery Act 2010 ("the Act") including not engaging in any activity, practice or conduct which would constitute an offence under sections 1, 2 or 6 of the Act. The Customer shall inform the Company immediately it becomes aware of any actions between the parties that could constitute an offence under the Act.

15. It is the Company's and the Company's group's policy to comply with all applicable sanctions and legal requirements for the import and export of goods, technology and services. The Company is committed to ensuring compliance with all regulatory and licensing requirements relating to international trade. The Company does not permit the supply of any of its goods to any individuals, companies or organisations that are subject to any trade, economic or financial sanctions, embargoes or similar restrictive measures administered, enacted or enforced by the UK,

EU, UN or USA ("Sanctioned Entities"). By entering into this Contract the Customer agrees not to re-sell or otherwise transfer the goods supplied by the Company, either directly or indirectly, to any Sanctioned Entities.

16.

(a) For the purposes of this paragraph 16, (a) "Applicable Data Protection Laws" means (i) to the extent the UK GDPR applies, the law of the United Kingdom or of a part of the United Kingdom which relates to the protection of personal data; (ii) to the extent the EU GDPR applies, the law of the law of the European Union or any member state of the European Union to which the Supplier is subject, which relates to the protection of personal data, in each case, as updated, amended or replaced from time to time; (b) "EU GDPR" means the General Data Protection Regulation ((EU) 2016/679), as it has effect in EU law; (c) "UK GDPR" has the meaning given to it in section 3(10) (as supplemented by section 205(4)) of the Data Protection Act 2018; and (d) the terms "Data Subject", "Personal Data", "processing", "processor" and "controller" shall have the meanings set out in the UK GDPR.

(b) Each party shall comply with the provisions and obligations imposed on it by the Applicable Data Protection Laws when processing Personal Data in connection with these Conditions. Such processing shall continue for so long as these Conditions are in force and shall be in respect of the following:

(I) Categories of data: Contacts within each of the parties and the ultimate customer details;

(II) Types of personal data: names, addresses, email addresses, telephone numbers and other contact details;

(III) Purpose and nature of processing: (I) manage the Contracts between the parties including ordering, fulfilment and billing; and (ii) fulfilment of such Contracts by delivering goods (where relevant).

(c) To the extent that a party processes any Personal Data on behalf of the other party, the processing party shall: (I) comply with the provisions and obligations imposed on a processor by the Applicable Data Protection Laws, and any stipulations set out in the Applicable Data Protection Laws as to what shall be included in the contract between the parties shall form a part of, and are incorporated into, these Conditions as if they were set out in full, and any reference to "documented instructions" (or similar) shall include the provisions of these Conditions; and (II) not disclose any Personal Data to any Data Subject or to a third party other than at the written request of the other party or as expressly provided for in these Conditions.

(d) You agree that we may engage third party providers including any advisers, contractors, or auditors to Process Personal Data ("Sub-Processors"). We shall ensure that our contract with each Sub-Processor shall impose obligations in relation to the Processing of Personal Data on the Sub-Processor that are materially equivalent to the obligations to which we are subject to under these Conditions in relation to the Processing of Personal Data.

(e) If either party receives any complaint, notice or communication which relates to the processing of Personal Data by the other party or to either party's compliance with the Applicable Data Protection Laws, or if any Personal Data processed in connection with these Conditions is subject to a personal data breach (as defined in the UK GDPR), it shall immediately notify the other party and provide the other party with reasonable co-operation and assistance in relation to any such complaint, notice, communication or personal data breach.

17. The proper law of all contracts with the Company shall be English Law which shall govern in all respects the construction and effect of such contracts and of these Conditions. The Customer agrees that in the event of any dispute arising out of the Contract or the performance thereof he will submit to the exclusive jurisdiction of the English Courts.



## Returns

You must contact our customer service team within 14 days of receiving your order. We do not accept sale and return without prior agreement in writing, where a 25% or £25 handling fee (whichever is higher) will be issued for returns that are agreed.

- It is the customer's responsibility to arrange and cover the costs for shipment, which will need to be returned to our returns depot – this could be located in the UK or EU. Any delivery charges incurred will not be refunded.
- Please ensure the returns document with the returns number, accompanies the product when returned. Once you have packaged your items ready for shipping, clearly write the returns number on the outside of the packaging. Failure to do so could cause delays to any refunds or resolving your query.

- Any returned items need to be returned unused, with no signs of tampering and in the original packaging, which must not be damaged.
- If the returned products are damaged, show signs of tampering or being used, or are damaged in transit in a way that you could have foreseen (such as not being sent back in the original packaging), we withhold the right to refuse any returns (or partial returns).
- Full refunds will only be issued once we have received the products and they have been checked to ensure they have not been damaged or tampered with in any way. This means they should be in their original packaging, unused without any signs of damage and with a copy of the invoice included. We will confirm that we have received the item and that the product has met our required return conditions – please allow 28 days for your account to be credited.

## PLEASE NOTE:

To obtain or check any prices in this catalogue, please contact the UK Customer Service team on +44 (0)1785 279553, email [sga-uk@saint-gobain.com](mailto:sga-uk@saint-gobain.com) or speak to your local sales representative for further support.

Saint-Gobain High Performance Solutions UK Ltd (trading as Saint-Gobain Abrasives). Unicorn House, Unit 1, Amison Close, Redhill Business Park, Stafford. England. ST16 1WB.

Tel: +44(0) 1785 279533 Fax: +44 (0) 1785 213487

Registered Office: Saint-Gobain House. East Leake, Loughborough, Leicestershire LE12 6JU. Registration Number: 245722

## NOTES

This image shows a single sheet of white paper with horizontal ruling lines. The lines are evenly spaced and run across the width of the page. There are no margins, text, or other markings on the paper.

NOTES

This image shows a single sheet of white paper with horizontal ruling lines. The lines are evenly spaced and run across the width of the page. There are no margins, text, or other markings on the paper.





**SAINT-GOBAIN ABRASIVES NV/SA**

INDUSTRIELAAN 129  
1070 ANDERLECHT  
BRUSSELS  
BELGIUM  
TEL: +32 2 267 21 00  
FAX: +32 2 267 84 24

**SAINT-GOBAIN CONSTRUCTION****PRODUCTS CZ A.S.**

DIVIZE ABRASIVES  
SMRČKOVA 2485/4  
180 00 PRAHA 8  
CZECH REPUBLIC  
TEL: +420 255 719 326  
FAX: +420 255 719 321

**SAINT-GOBAIN ABRASIVES A/S**

DYBENDALSVÆNGET 2  
DK-2630 TAASTRUP  
DENMARK  
TEL: +45 4675 5244

**PO BOX 643706**

FORTUNE TOWER OFFICE 2106  
JLT BLOCK C  
(NEXT TO METRO STATION)  
JUMEIRA LAKE TOWER, DUBAI  
UNITED ARAB EMIRATES  
TEL: +971 4 431 5154  
FAX: +971 4 431 5434

**SAINT-GOBAIN ABRASIVES**

TEOLLISUUSTIE 1  
33470 YLÖJÄRVI  
FINLAND  
TEL: +358 20 7424630

**SAINT-GOBAIN ABRASIFS**

251 RUE DE L'AMBASSADEUR  
78700 CONFLANS  
FRANCE  
TEL: +33 (0)1 34 90 40 00  
FAX: +33 (0)1 34 90 43 97

**SAINT-GOBAIN ABRASIVES GMBH**

BIRKENSTRASSE 45-49  
D-50389 WESSELING  
GERMANY  
TEL: +49 (0) 2236 703-1  
+49 (0) 2236 8996-0  
+49 (0) 2236 8911-0  
FAX: +49 (0) 2236 703-367  
+49 (0) 2236 8996-10  
+49 (0) 2236 8911-30  
FÜR DEN FACHHANDEL ÖSTERREICH  
TEL: +43 (00) 662 430 076

**SAINT-GOBAIN HUNGARY KFT.**

DIVISION ABRASIVES  
2085 PILISVÖRÖSVÁR  
BÉCSI ÚT 07/5  
BRANCH OFFICE:  
2040 BUDAÖRS  
PUSKÁS TIVADAR ÚT 1.  
HUNGARY  
TEL: +36 30 217 3256

**SAINT-GOBAIN ABRASIVI S.P.A.**

VIA PER CESANO BOSCONI 4  
I-20094 CORSICO MILANO  
ITALY  
TEL: +39 02 44 851  
FAX: +39 02 44 78 266

**SAINT-GOBAIN ABRASIVES S.A.**

190 RUE J.F. KENNEDY  
L-4930 BASCHARAGE  
GRAND DUCHE DE LUXEMBOURG  
TEL: +352 50 401 1  
FAX: +352 50 16 33  
NO. VERT (FRANCE) 0800 906 903

**SAINT-GOBAIN ABRASIFS, S.A.**

2 ALLÉE DES FIGUIERS  
AIN SEBAA - CASABLANCA  
MOROCCO  
TEL: +212 5 22 66 57 31  
FAX: +212 5 22 35 09 65

**SAINT-GOBAIN ABRASIVES BV**

GROENLOSEWEG 28  
7151 HW EIBERGEN  
P.O. BOX 10  
7150 AA EIBERGEN  
THE NETHERLANDS  
TEL: +31 545 466466  
FAX: +31 545 474605

**SAINT-GOBAIN ABRASIVES AS**

KARIHAUGVEIEN 89  
1086 OSLO  
NORWAY  
TEL: +47 63 87 06 00  
FAX: +47 63 87 06 01

**SAINT-GOBAIN HPM POLSKA SP. Z O.O.**

UL. NORTON 1  
62-600 KOŁO  
POLAND  
TEL: +48 63 26 17 100  
FAX: +48 63 27 20 401

**SAINT-GOBAIN ABRASIVOS, L. DA**

ZONA INDUSTRIAL DA MAIA  
I-SECTOR VIII, NO. 122  
APARTADO 6050  
4476 - 908 MAIA  
PORTUGAL  
TEL: +351 229 437 940  
FAX: +351 229 437 949

**SAINT-GOBAIN GLASS,  
BUSINESS UNIT ABRASIVI  
PUNCT DE LUCRU:**

LOC.VETIS, JUD. SATU MARE  
447355, STR. CAREIULUI 11,  
PARC INDUSTRIAL RENOVATIO  
ROMANIA  
TEL: +40 261 839 709  
FAX: +40 261 839 710

**SAINT-GOBAIN AFRICA**

300 JANADEL AVE  
HALFWAY GARDENS  
MIDRAND, 1686  
SOUTH AFRICA  
TEL: +27 (0) 12 657 2800  
FAX: +27 (0) 11 388 1605

**SAINT-GOBAIN ABRASIVOS, S.A.**

CTRA. DE GUIPÚZCOA, KM. 7,5  
E-31195 BERRIOPLANO (NAVARRA)  
SPAIN  
TEL: +34 948 306 000  
FAX: +34 948 306 042

**SAINT-GOBAIN ABRASIVES AB**

GÅRDSFOGDEVÄGEN 18A  
SE-168 66 BROMMA  
SWEDEN  
TEL: +46 8 580 881 00  
FAX: +46 8 580 881 30

**SAINT-GOBAIN INOVATIF MALZEMELER VE**

AŞINDIRICI SAN. TIC. A.Ş.  
GOLD PLAZA, ALTAY ÇEŞME MAHALLESİ,  
ÖZ SOKAK, NO:19/16  
34843 MALTEPE-ISTANBUL,  
TURKEY  
TEL: 0090-216-217 12 50  
FAX: 0090-216-442 40 74

**SAINT-GOBAIN ABRASIVES**

UNICORN HOUSE  
UNIT 1, AMISON CLOSE  
REDHILL BUSINESS PARK  
STAFFORD  
ST16 1WB  
UNITED KINGDOM  
TEL: +44 1785 279553



SAINT-GOBAIN

Saint-Gobain Abrasives  
Unicorn House  
Unit 1, Amison Close  
Redhill Business Park  
Stafford  
ST16 1WB  
United Kingdom  
Tel: +44 1785 279553

[www.nortonabrasives.com](http://www.nortonabrasives.com)

[www.youtube.com/NortonAbrasivesEMEA](http://www.youtube.com/NortonAbrasivesEMEA)

Norton is a registered trademark of Saint-Gobain Abrasives.  
Form # 4400



**SEAM**<sup>TM</sup>  
[www.seam.earth](http://www.seam.earth)

