

# CS 7,5 E 800

SPARE PARTS LIST



**clipper**®

## 1 Spare parts list

POS	PAGE	REF	DENOMINATION	TYPE
1	EC01	510111022	Pivoting frame	R
2	EC01	310007154	Lowering screw complete (inc. Pos.3 to 8)	R
3	EC01	310007155	Handwheel cpl.	R
4	EC01	510114082	Handle	R
5	EC01	310007156	Bearing UCUP202	U
6	EC01	310007157	Spindle	U
7	EC01	310007158	Spindle nut	U
8	EC01	510114083	Pin 20/4 x 40	R
10	EC01	510114104	Depth gauge	R
11	EC01	510114105	Belt guard	R
12	EC01	510114106	Screw for belt guard	R
13	EC01	510107700	Fixing axle guide-a-cut	R
14	EC01	510107701	Cutting guide complete	R
15	EC01	510107702	Guide-a-cut	R
16	EC01	310007159	Wheel for guide-a-cut	U
17	EC01	310007160	Pointer for guide-a-cut	R
18	EC01	510114144	Cutting guide base	R
19	EC01	510114145	Cutting guide rope	R
	EC01	510114174	Blade guard Ø800 mm	R
	EC01	310079153	Wall edge blade guard Ø800 mm	R
	EC01	510114175	Wall edge splash guard Ø800 mm	R
30	EC02	510111124	Main frame	R
31	EC02	310007161	Rear axle	R
32	EC02	310007162	Bush bearing	U
33	EC02	310007163	Rear wheel D = 200 / 50	U
34	EC02	510118212	Axle	R
35	EC02	510118213	Fixing screw axle	R
36	EC02	310007164	Front wheel D = 127 / 37,5	U
37	EC02	310007165	Bush bearing	U
39	EC02	510114153	Left handle	R
40	EC02	510114154	Right handle	R
41	EC02	510114155	Plastic handle	R
42	EC02	310405357	Screw M10x20	R
43	EC02	310405356	Brake handle	R
44	EC02	510114157	Locking pin	R
45	EC02	310007166	Water tap	U
51	EC03	510114176	Blade shaft Ø800 mm	R
52	EC03	310007167	Screw (right threaded) M14x30	R
53	EC03	310007168	Screw (left threaded) M14x30	R
54	EC03	310007169	Blade shaft bearing UCP207	U
55	EC03	310361380	Poly-V pulley for Ø800 mm	R
56	EC03	510114163	Poly-V belt protection	R
57	EC03	510114159	Key for pulley 8x7x25	R

58	EC03	510114160	Key for inner collar 8x7x20	R
59	EC03	510105270	Fix flange	R
60	EC03	310007172	Outer collar	R
61	EC03	310007173	Seal collar	R
62	EC03	310007174	Seal for seal collar	U
63	EC03	310007079	Outer collar for near-wall-cuts	R
65	EC03	310007175	Bush for water system	U
66	EC03	510114179	Bearing 6007 2 RS	U
67	EC03	510100997	Gasket 42/52/4	U
68	EC03	310007294	Spacer 23 mm (Bearing-Pad)	R
69	EC03	510103628	Washer 45/35/1 mm (Pad-Fix flange)	R
70	EC03	510103629	Spacer 9 mm (Pulley-Fix flange)	R
71	EC03	510114161	Connection pipe	R
72	EC03	510107408	Water distributor	
80	EC04	310048567	Electric motor 7,5kW 400V	R
81	EC04	510112774	Poly-V motor pulley	R
82	EC04	310301266	Poly-V belt 320J PJ813	U
83	EC04	510111126	Motor support (rear part)	R
84	EC04	510111127	Motor support (left part)	R
85	EC04	310007179	Switch	U
86	EC04	510101694	Fixing part for switch (rear)	R
87	EC04	510101695	Fixing part for switch (front)	R
88	EC04	510101696	Rubber part	R

(\*): S = Spare part, W = Wear part, H = Hardware, NA = Not Available

NA = Not Available / this component is not available as wear part.

H : Not supplied alone / this component is a component standard which you can easily find at all the standard retailers of parts. All the standard components of assembly have a quality grade 8.8. We recommend to don't use a quality grade lower than 8.8.


W : Wear parts are worn out through normal use of the machine. The use period depends a lot on the intensity of work of the machine.


Wear parts must be serviced, used and eventually changed following the indications of the manufacturer. Any wear due to normal use of the machine will not be considered as a case of warranty.

S : Genuine CLIPPER replacement parts should always be used.


# 2 Exploded parts drawings

EC01









[www.construction.norton.eu](http://www.construction.norton.eu)

**Saint-Gobain Abrasives**

190, Bd. J. F. Kennedy  
L-4930 BASCHARAGE  
LUXEMBOURG

Tel: ++352 50401-1

Fax: ++352 501633

e-mail: [sales.nlx@saint-gobain.com](mailto:sales.nlx@saint-gobain.com)